



US00D516851S

(12) **United States Design Patent**
Gilbert

(10) **Patent No.: US D516,851 S**

(45) **Date of Patent: ** Mar. 14, 2006**

(54) **ACCESSORY POST**

(75) **Inventor: Christopher Jon Gilbert, Moreland Hills, OH (US)**

(73) **Assignee: Moen Incorporated, North Olmsted, OH (US)**

(**) **Term: 14 Years**

(21) **Appl. No.: 29/209,697**

(22) **Filed: Jul. 20, 2004**

(51) **LOC (8) Cl. 06-04**

(52) **U.S. Cl. D6/550**

(58) **Field of Classification Search** D6/546-550,
D6/518-523; D8/300, 303, 315-321, 349,
D8/354, 363, 373, 380; 108/28-29; 248/175,
248/176.1, 251, 302, 309.1; 16/110.1, 412,
16/415; 242/570, 590, 595-598; 211/13.1,
211/16, 60.1, 100, 86.01, 87.01, 88.01, 88.04,
211/105.1-105.2, 123, 182, 181.1

See application file for complete search history.

(56) **References Cited**

U.S. PATENT DOCUMENTS

D79,774 S	7/1929	Warner et al.	
D259,754 S	7/1981	Fleischmann et al.	
D296,964 S	8/1988	Jans	
D329,347 S	9/1992	Gomes	
D349,208 S	8/1994	Bollenbacher	
D357,841 S	5/1995	Lehn et al.	
D374,361 S	10/1996	Lehn et al.	
D425,348 S	* 5/2000	Chen	D6/524
D431,139 S	* 9/2000	Chen	D6/524
D453,085 S	* 1/2002	Chen	D6/524

D453,649 S	2/2002	Hoernig	
D454,742 S	3/2002	Meck et al.	
D458,786 S	6/2002	Meck et al.	
D459,128 S	6/2002	Meck et al.	
D463,937 S	10/2002	Lee Wang	
D464,832 S	10/2002	Moore	
D465,370 S	* 11/2002	Ouyoung	D6/550
D466,737 S	12/2002	Tai	
D466,742 S	12/2002	Moore	
D467,109 S	12/2002	Yegyayan et al.	
D468,399 S	1/2003	Bouilloux et al.	
D476,515 S	* 7/2003	Chen	D6/524
D477,486 S	7/2003	Green	
D478,754 S	* 8/2003	Moore	D6/524

* cited by examiner

Primary Examiner—Brian N Vinson

(74) *Attorney, Agent, or Firm*—Calfee, Halter & Griswold LLP

(57) **CLAIM**

The ornamental design for an accessory post, as shown and described.

DESCRIPTION

FIG. 1 is a perspective view of an accessory post of the new design;

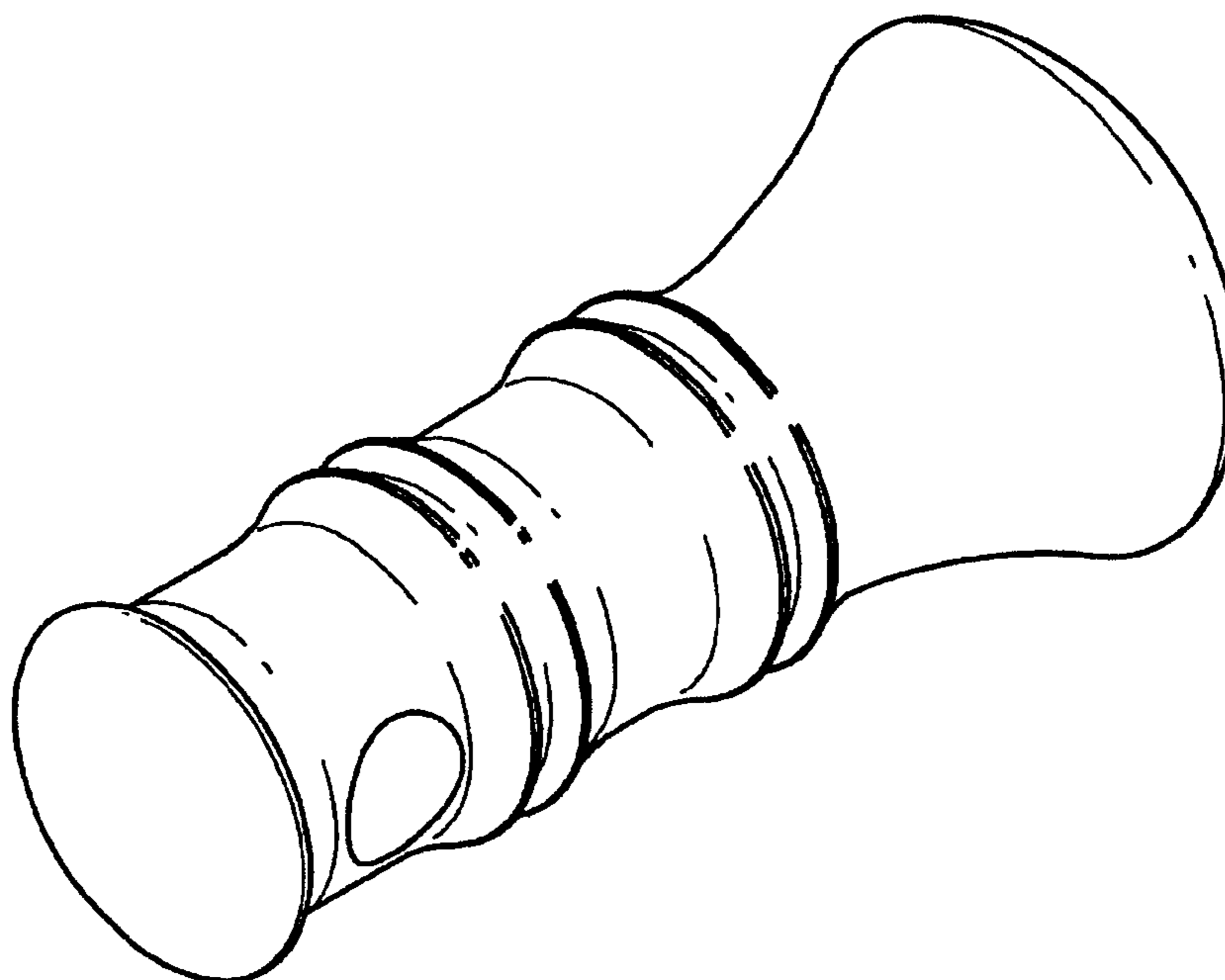
FIG. 2 is a side view of the accessory post of FIG. 1, the other side view being a mirror image;

FIG. 3 is a back view of the accessory post of FIG. 1;

FIG. 4 is a front view of the accessory post of FIG. 1; and, FIG. 5 is a top view of the accessory post of FIG. 1, the bottom view being a mirror image.

The portions of the Figures shown in phantom lines are not part of the claimed design but are for illustration only.

1 Claim, 1 Drawing Sheet



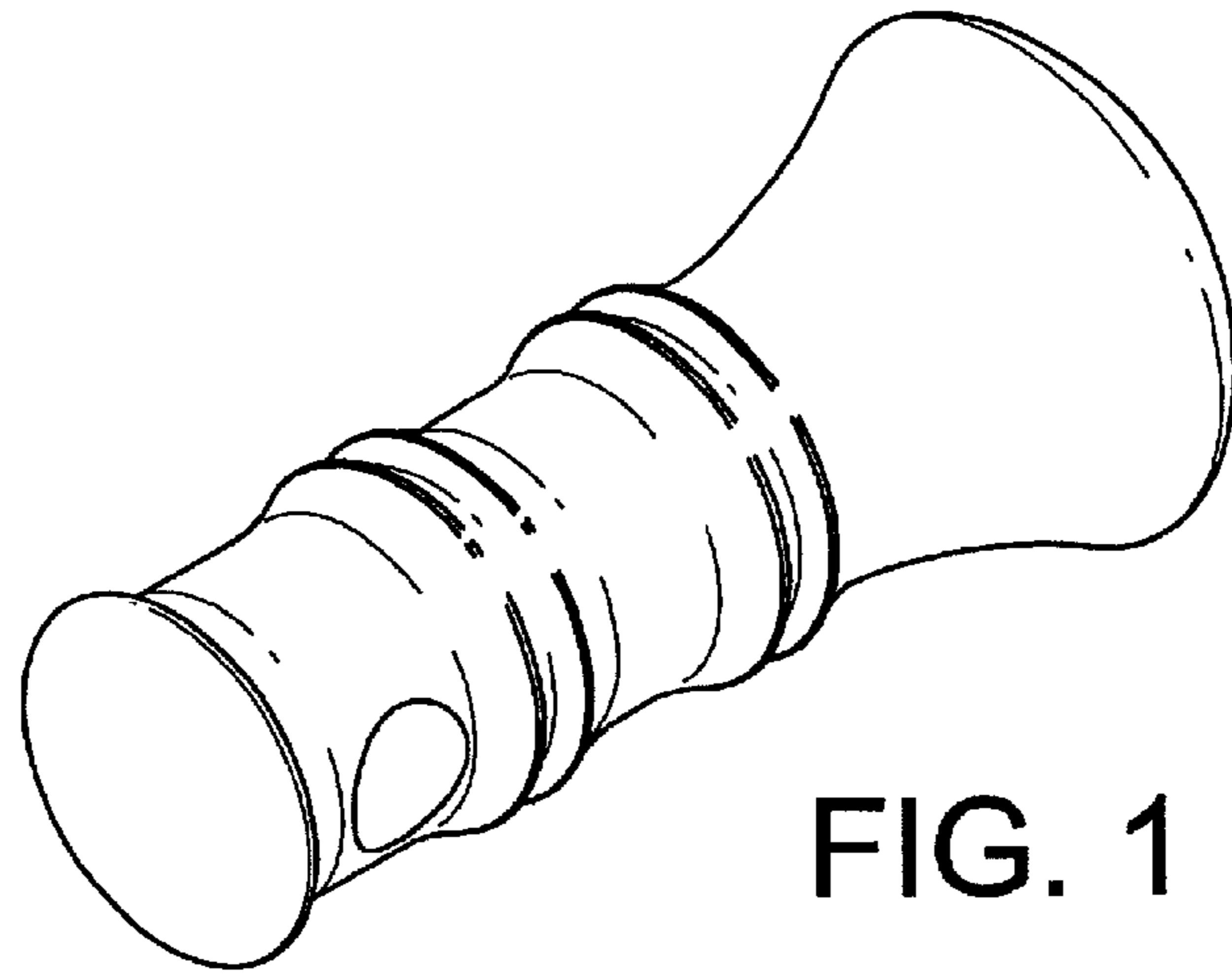


FIG. 1

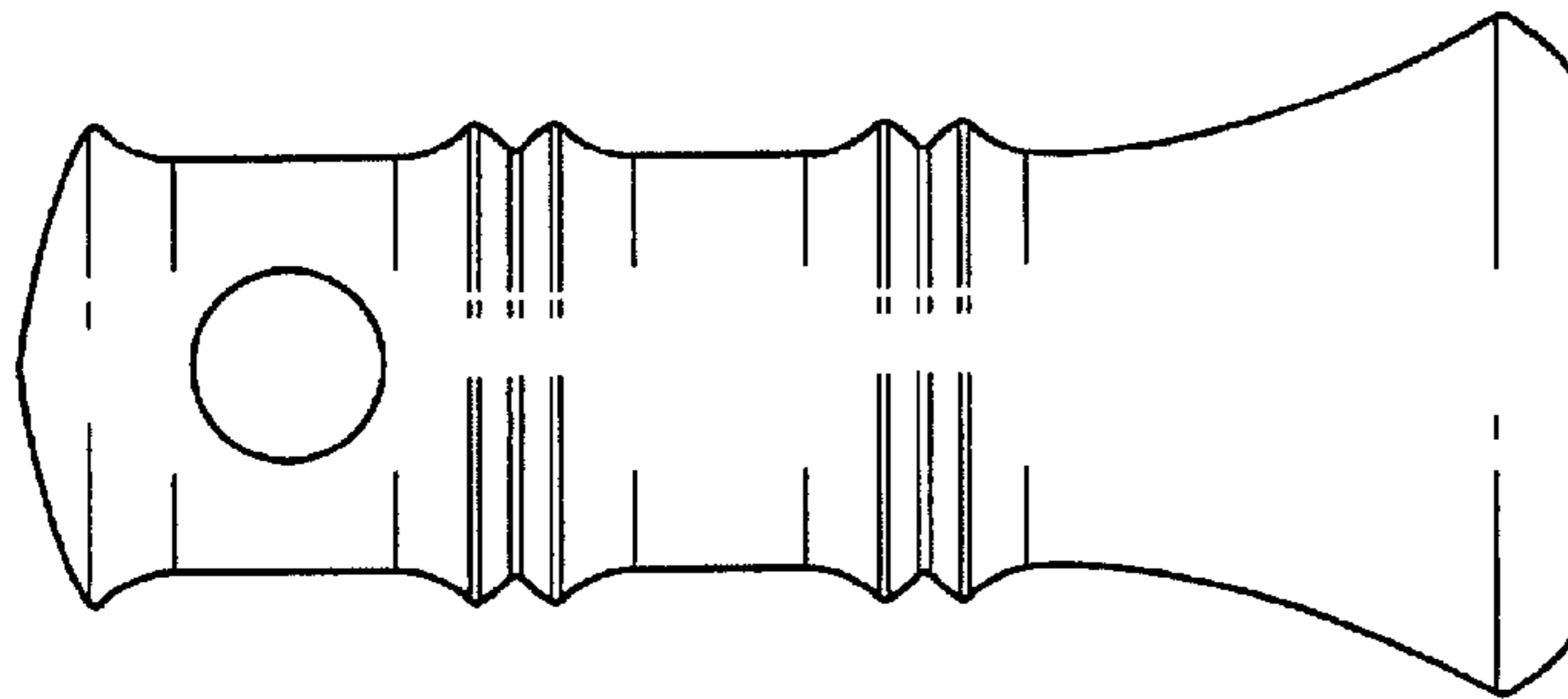


FIG. 2

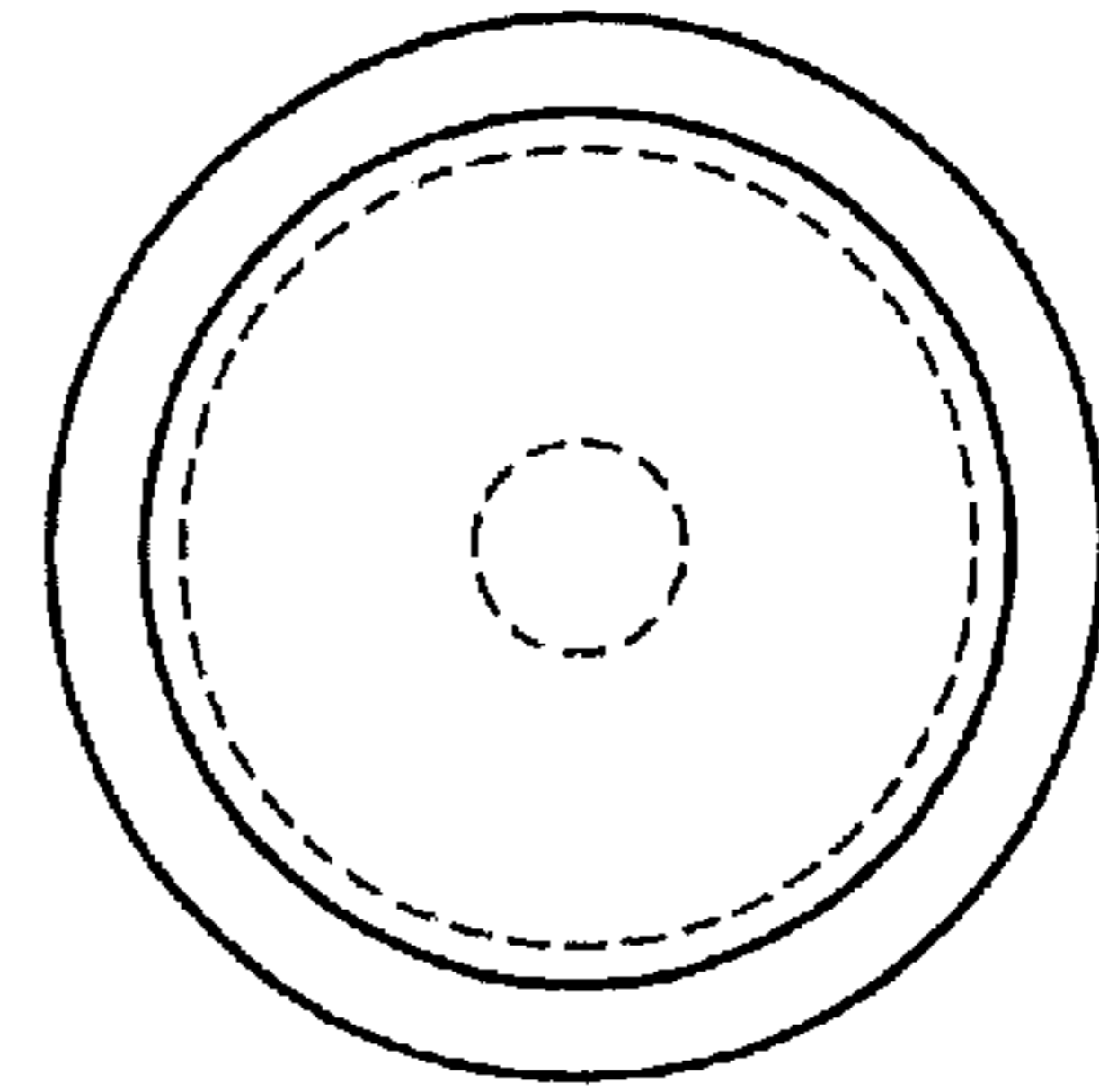


FIG. 3

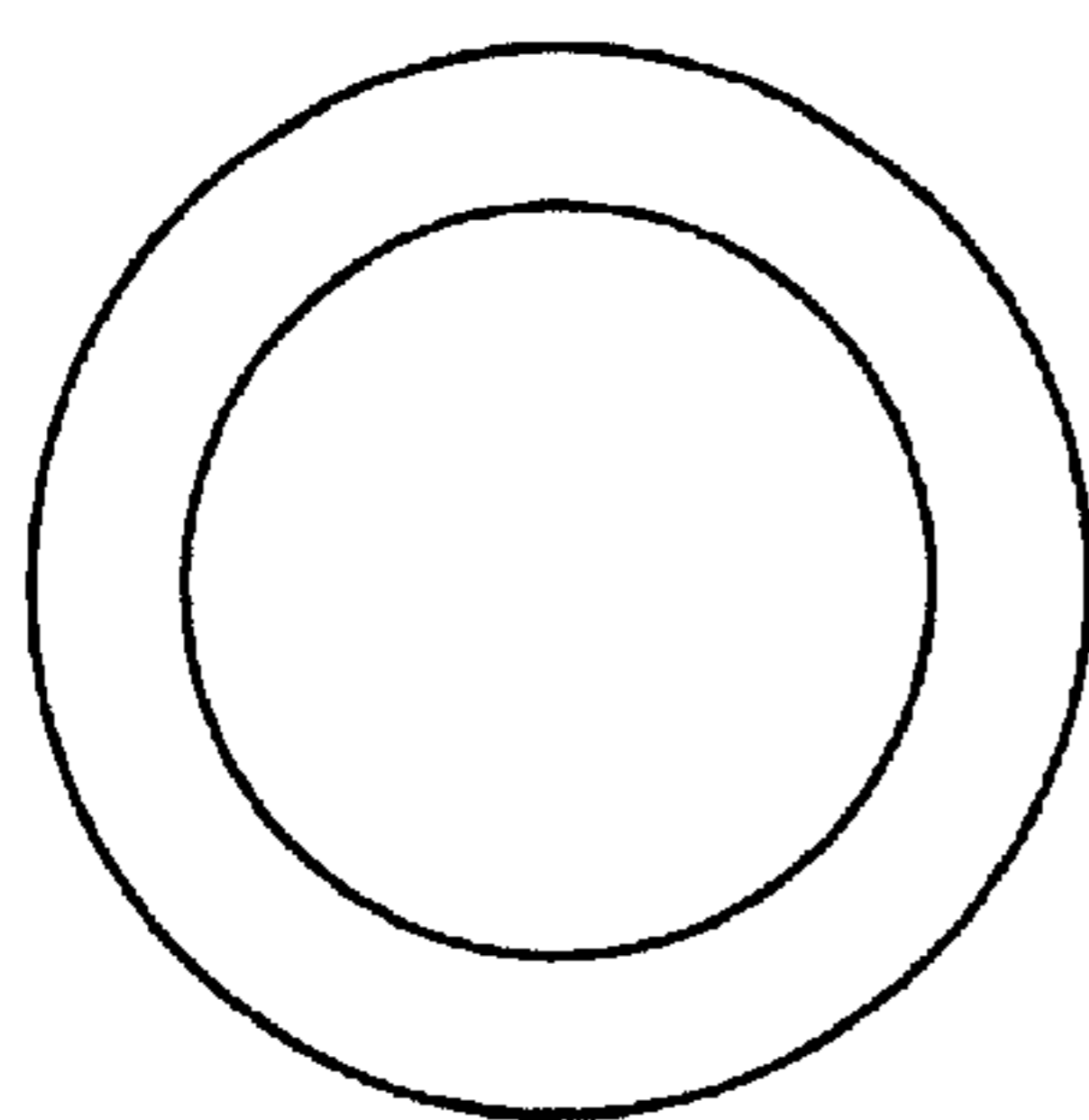


FIG. 4

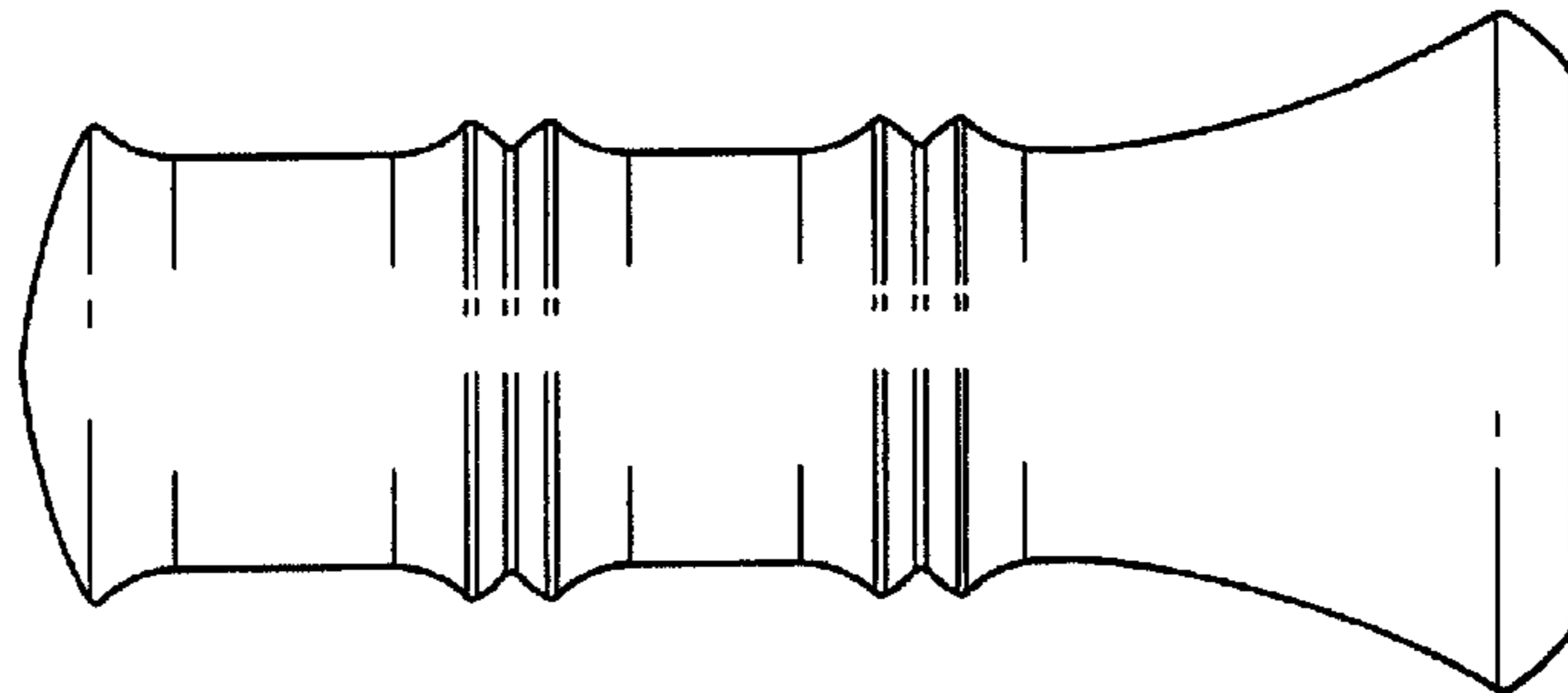


FIG. 5