



US00D516848S

(12) **United States Design Patent**
Schweikarth

(10) **Patent No.:** **US D516,848 S**
(45) **Date of Patent:** **** Mar. 14, 2006**

(54) **DRAWER FRONT**

(75) Inventor: **Derek Schweikarth**, Jasper, IN (US)

(73) Assignee: **Kimball International, Inc.**, Jasper, IN (US)

(**) Term: **14 Years**

(21) Appl. No.: **29/186,625**

(22) Filed: **Jul. 18, 2003**

D327,794 S	7/1992	Zapf	D6/448
D384,525 S	* 10/1997	McBrayer et al.	D6/446
D404,945 S	2/1999	Simpkins et al.	D6/510
D410,230 S	5/1999	Witte	D14/102
D410,351 S	* 6/1999	Magnusson et al.	D6/446
5,913,580 A	* 6/1999	Liu	312/108
D432,816 S	10/2000	Hellwig et al.	D6/441
D433,248 S	11/2000	Hellwig et al.	D6/441
D434,924 S	12/2000	Jermain	D6/445
6,394,564 B1	5/2002	Mrotz, III et al.	312/265.5
D459,924 S	7/2002	Heidmann et al.	D6/510
D468,932 S	* 1/2003	Licari	D6/441

* cited by examiner

Related U.S. Application Data

(62) Division of application No. 29/174,170, filed on Jan. 13, 2003, now Pat. No. Des. 483,206.

(51) **LOC (8) Cl.** **06-06**

(52) **U.S. Cl.** **D6/510**

(58) **Field of Classification Search** D6/432,
D6/436, 441, 445, 446, 509-511; 312/109,
312/199, 204, 348.4

See application file for complete search history.

(56) **References Cited**

U.S. PATENT DOCUMENTS

D143,354 S	12/1945	Rundell	D33/6
D207,483 S	4/1967	Dottinger	D10/8
4,586,762 A	5/1986	Kennedy et al.	312/330 R
4,728,159 A	3/1988	Solomon et al.	312/111
D297,688 S	9/1988	Solomon et al.	D6/448

Primary Examiner—Cathron C. Brooks

(74) *Attorney, Agent, or Firm*—Baker & Daniels

(57) **CLAIM**

The ornamental design for a drawer front, as shown and described.

DESCRIPTION

FIG. 1 is a front perspective view of a drawer front showing my new design;

FIG. 2 is a front view thereof;

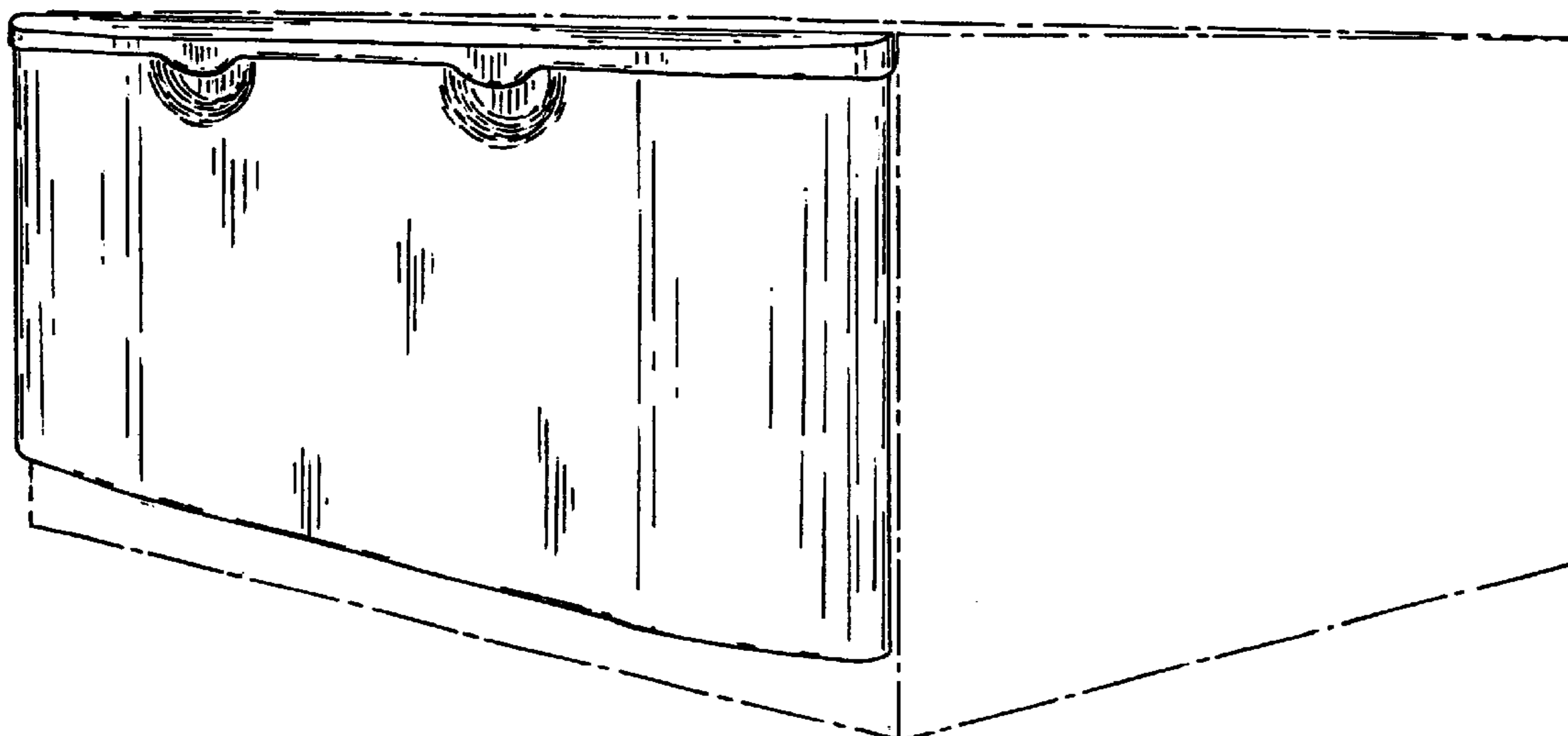
FIG. 3 is a left side view thereof;

FIG. 4 is a top view thereof; and,

FIG. 5 is a bottom view thereof.

The features shown in dashed lines form no part of the claimed design.

1 Claim, 1 Drawing Sheet



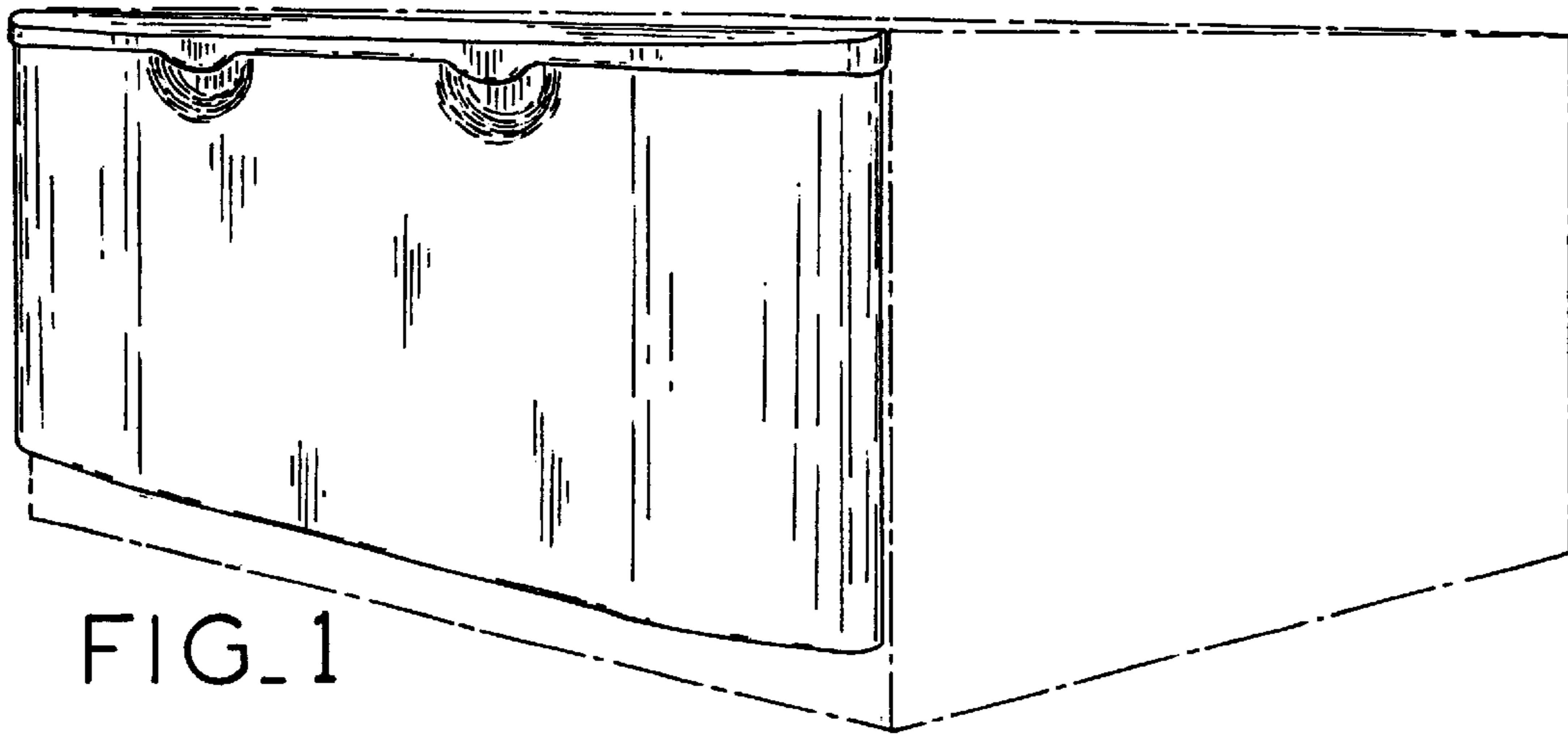


FIG. 1

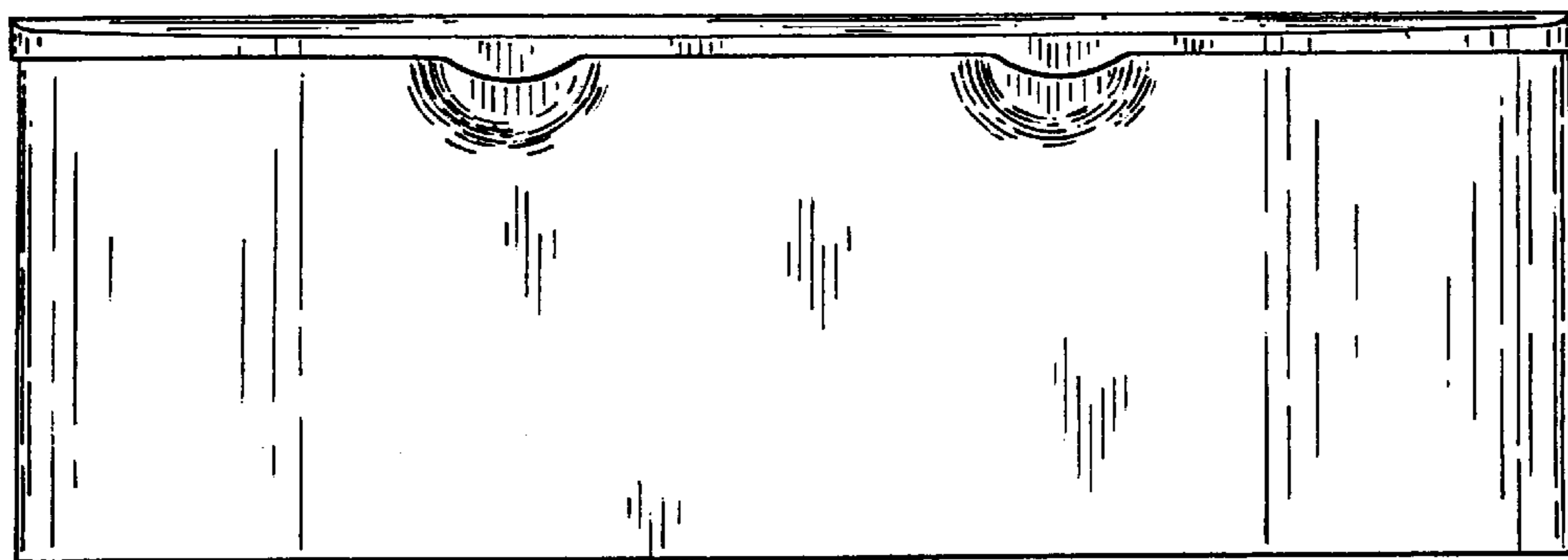


FIG. 2



FIG. 3



FIG. 4



FIG. 5