



US00D516837S

(12) **United States Design Patent**
Niu

(10) **Patent No.:** **US D516,837 S**
(45) **Date of Patent:** **** Mar. 14, 2006**

(54) **ENTERTAINMENT CENTER**
(75) Inventor: **Nolen Patrick Niu**, Hollywood, CA (US)
(73) Assignee: **Elite Manufacturing Corporation**, Santa Fe Springs, CA (US)
(**) Term: **14 Years**

D493,982 S * 8/2004 deCarolis D6/477
D505,808 S * 6/2005 Wicha D6/477

* cited by examiner

Primary Examiner—Cathron C. Brooks
(74) *Attorney, Agent, or Firm*—Marvin E. Jacobs

(21) Appl. No.: **29/228,890**
(22) Filed: **Apr. 28, 2005**

(57) **CLAIM**

The ornamental design for entertainment center, as shown and described.

(51) **LOC (8) Cl.** **06-04**
(52) **U.S. Cl.** **D6/474; D6/477**
(58) **Field of Classification Search** D6/460,
D6/461, 468, 474, 477-479; 312/7.2, 9.1;
108/59, 91, 92, 96; 211/40, 41.12, 42, 49.1,
211/50, 85.2, 90.04, 187, 190, 119.003, 134.153,
211/87.01, 71.01
See application file for complete search history.


DESCRIPTION

FIG. 1 is a perspective view of the entertainment center of the invention (broken lines are for illustrative purposes only and forms no part of the claimed design);
FIG. 2 is a front elevational view of the entertainment center of FIG. 1;
FIG. 3 is a left side elevational view of the entertainment center (right side is identical) of FIG. 1;
FIG. 4 is a rear elevational view of the entertainment center of FIG. 1;
FIG. 5 is a rear elevational view of the entertainment center of FIG. 1;
FIG. 6 is a top plan view of the entertainment center of FIG. 1; and,
FIG. 7 is a bottom plan view of the entertainment center of FIG. 1.

(56) **References Cited**
U.S. PATENT DOCUMENTS

D87,171 S * 6/1932 Phillippi D6/474
D171,934 S * 4/1954 Dobbins D6/469
D220,766 S * 5/1971 Miller D6/495
D249,857 S * 10/1978 Adkinson D6/477
D355,797 S * 2/1995 Wenzel-Murphy et al. .. D6/474
D491,748 S * 6/2004 deCarolis D6/474

1 Claim, 2 Drawing Sheets






Fig. 1.

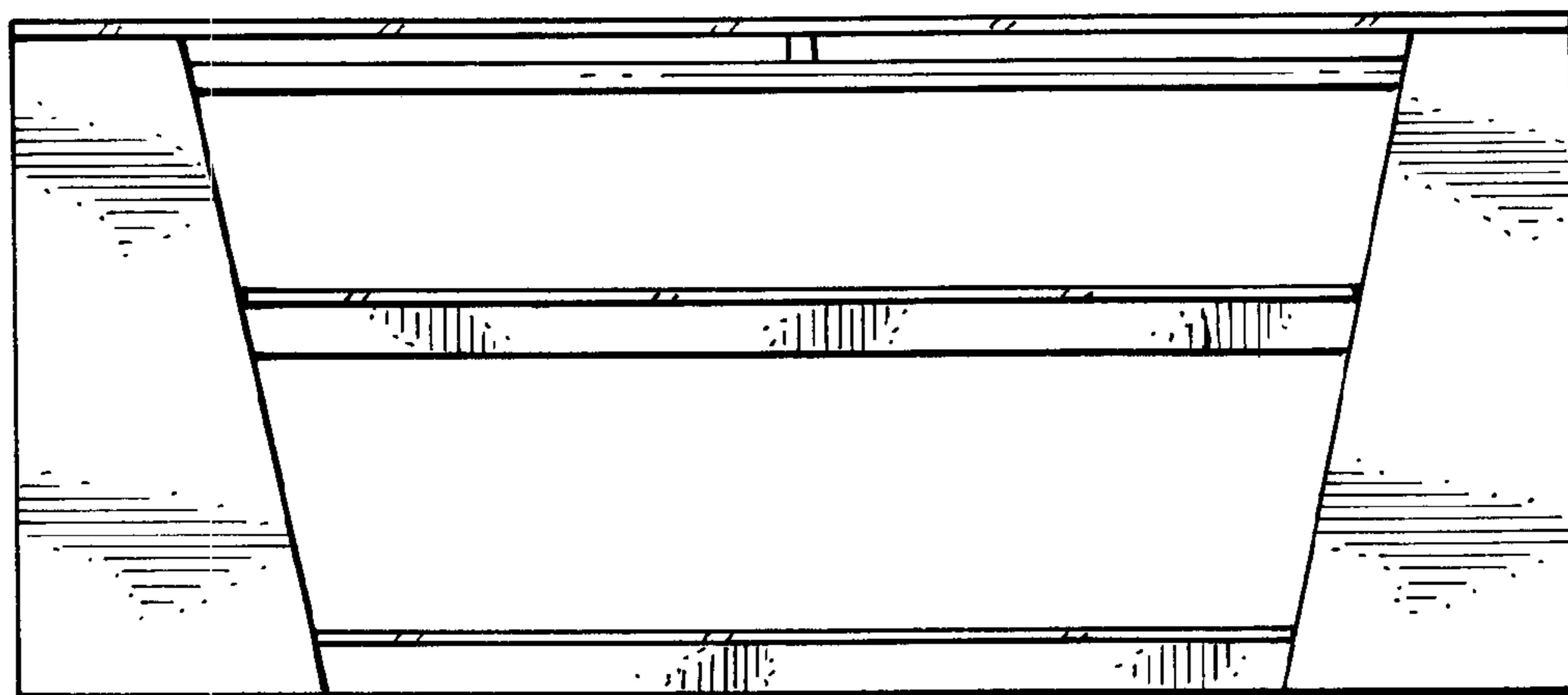


Fig. 2.

