

US00D516818S

(12) **United States Design Patent** (10) **Patent No.:** **US D516,818 S**  
**Hohibein et al.** (45) **Date of Patent:** **\*\* \*Mar. 14, 2006**

(54) **HANDLE PORTION OF A TOOTHBRUSH**

(75) Inventors: **Douglas J. Hohibein**, Pennington, NJ (US); **Luca Casini**, Milan (IT); **Jacob Pringiers**, Milan (IT)

(73) Assignee: **Colgate-Palmolive Company**, New York, NY (US)

(\*) Notice: This patent is subject to a terminal disclaimer.

(\*\*) Term: **14 Years**

(21) Appl. No.: **29/211,025**

(22) Filed: **Aug. 11, 2004**

**Related U.S. Application Data**

(63) Continuation of application No. 29/189,729, filed on Sep. 10, 2003.

(51) **LOC (8) Cl.** ..... **04-02**

(52) **U.S. Cl.** ..... **D4/104**

(58) **Field of Classification Search** ..... D4/104-112, D4/132, 134, 138; D24/146, 147; 15/105, 15/110, 111, 143.1, 167.1, 167.2, 207.2, DIG. 5, 15/DIG. 6; 16/430, 431; 132/308, 309, 311; 601/139, 141; 606/160, 161, 235  
See application file for complete search history.

(56) **References Cited**

**U.S. PATENT DOCUMENTS**

- 4,610,043 A 9/1986 Vezjak
- D334,474 S \* 4/1993 Saucedo ..... D4/104
- D386,905 S 12/1997 Brady et al.
- D391,769 S 3/1998 Kling et al.

- D413,728 S 9/1999 Waguespack et al.
- D418,979 S 1/2000 Moskovich et al.
- D418,981 S 1/2000 Cheong et al.
- D419,304 S 1/2000 Moskovich et al.
- D419,773 S 2/2000 Beals et al.
- D422,413 S \* 4/2000 Goldinger et al. .... D4/104
- D427,437 S 7/2000 Vonarburg
- 6,108,869 A 8/2000 Meessmann et al.
- D437,486 S \* 2/2001 Francos ..... D4/104

(Continued)

**FOREIGN PATENT DOCUMENTS**

- WO WO 200117433 A1 \* 3/2001
- WO WO 2004/026162 A2 4/2004
- WO WO 2004/028235 A2 4/2004

*Primary Examiner*—Alan P. Douglas  
*Assistant Examiner*—Lavone D. Tabor  
(74) *Attorney, Agent, or Firm*—Harris A. Wolin

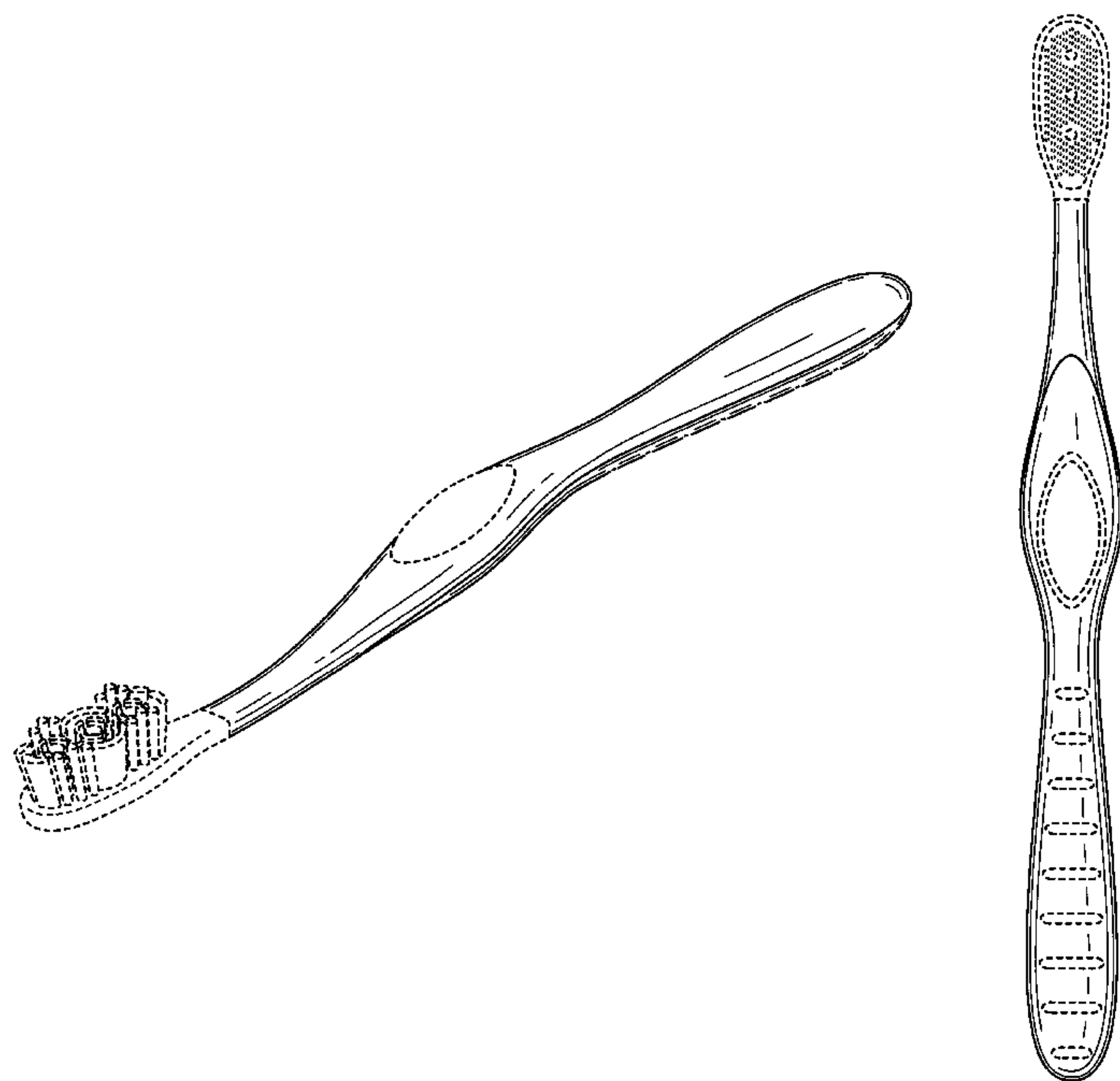
(57) **CLAIM**

The ornamental design for a handle portion of a toothbrush, as shown and described.

**DESCRIPTION**

FIG. 1 is a perspective front view of a handle portion of a toothbrush showing our new design; FIG. 2 is a right side view thereof; FIG. 3 is a left side view thereof; FIG. 4 is a bottom view thereof; and, FIG. 5 is a top view thereof.  
The broken line showing of the toothbrush head and of various regions, including the unshaded areas therein, are for illustrative purposes only and forms no part of the claimed design.

**1 Claim, 3 Drawing Sheets**



# US D516,818 S

Page 2

---

## U.S. PATENT DOCUMENTS

D439,412 S	3/2001	Volpenhein et al.	D476,158 S	6/2003	Ling
6,298,516 B1	10/2001	Beals et al.	D478,213 S	8/2003	Ping
D452,615 S	1/2002	Cheong et al.	D478,424 S	8/2003	Saindon et al.
D453,998 S	3/2002	Ping	D478,425 S	8/2003	Ping
D456,139 S	4/2002	Hohlbein	D479,047 S	9/2003	Wong
D457,325 S	5/2002	Wilson et al.	D479,914 S	9/2003	Choong
D459,086 S	6/2002	Belton et al.	D480,213 S	10/2003	Ping
D462,178 S	9/2002	Moskovich et al.	D486,649 S	2/2004	Sprosta et al.
D463,133 S	9/2002	Hohlbein	6,687,940 B1	2/2004	Gross et al.
D471,362 S	3/2003	Moskovich et al.	D487,195 S	3/2004	Winkler
D475,531 S	6/2003	Klimeck et al.	2002/0138931 A1	10/2002	Davies

\* cited by examiner

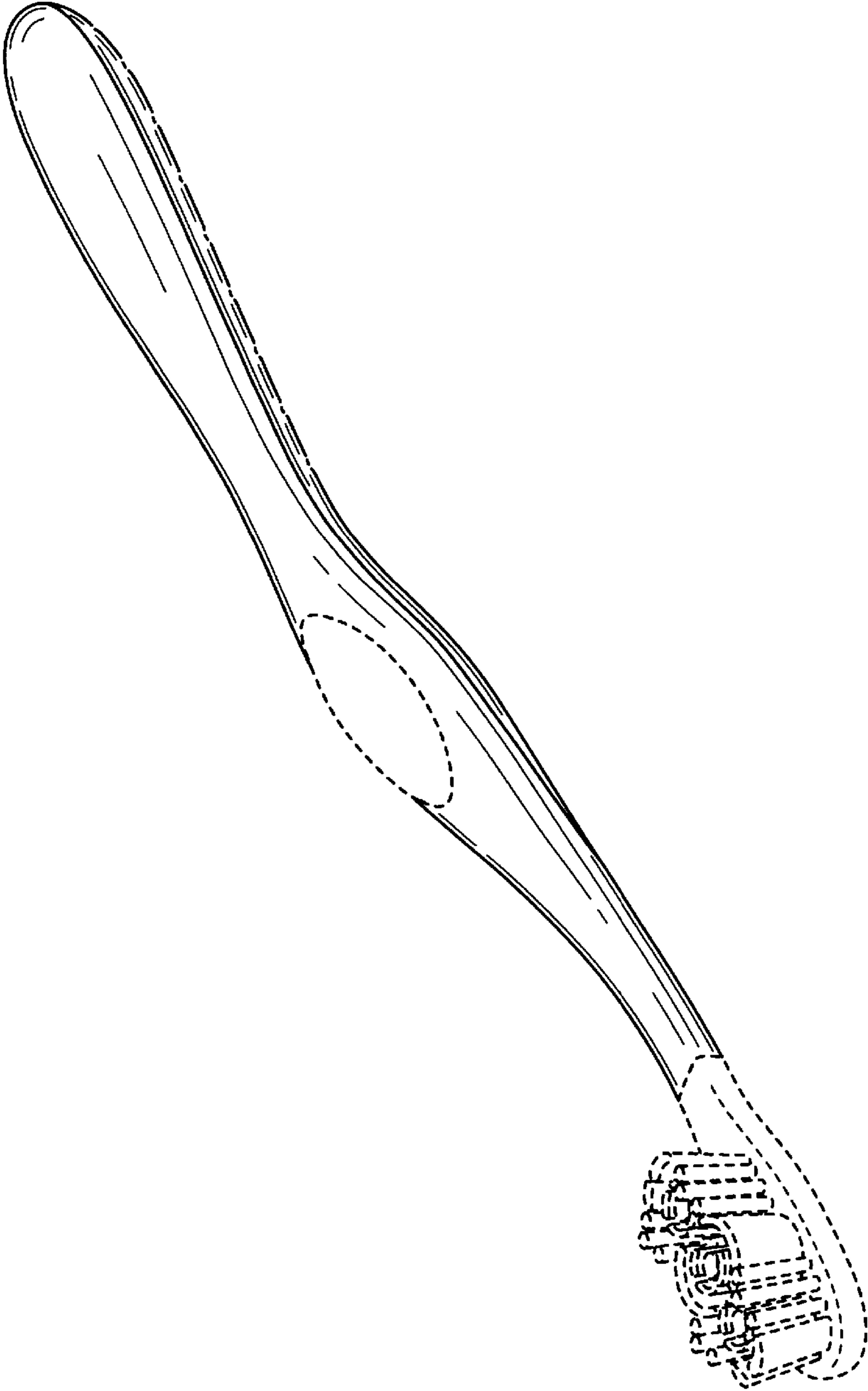


FIG. 1

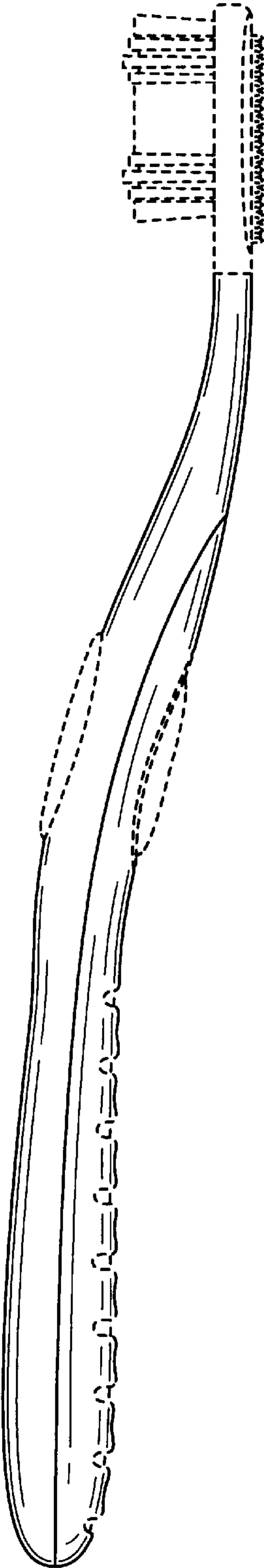


FIG. 2

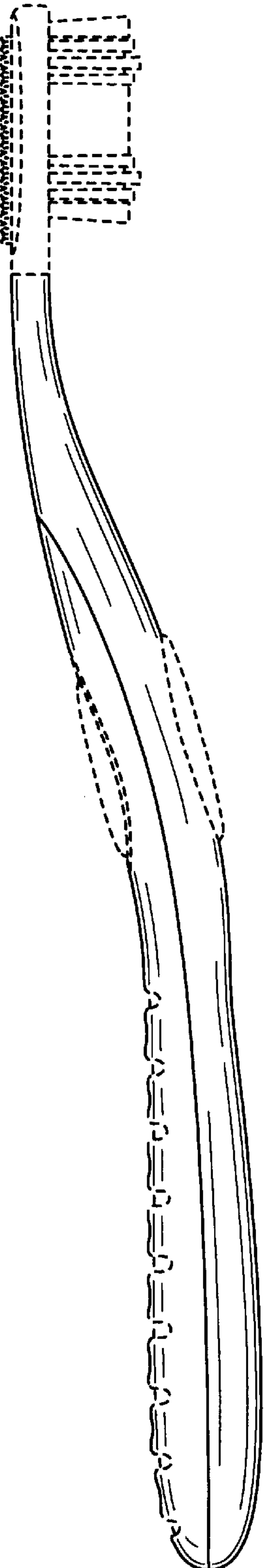


FIG. 3

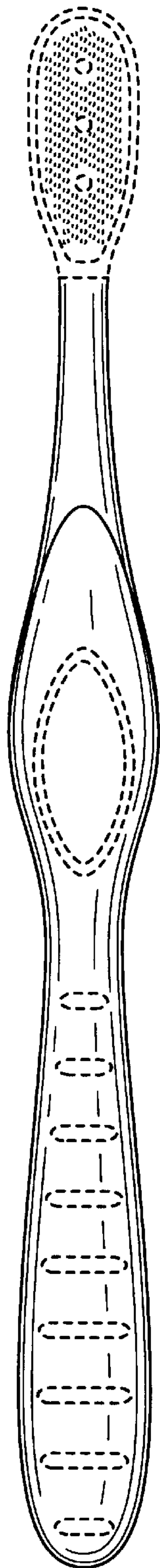


FIG. 4

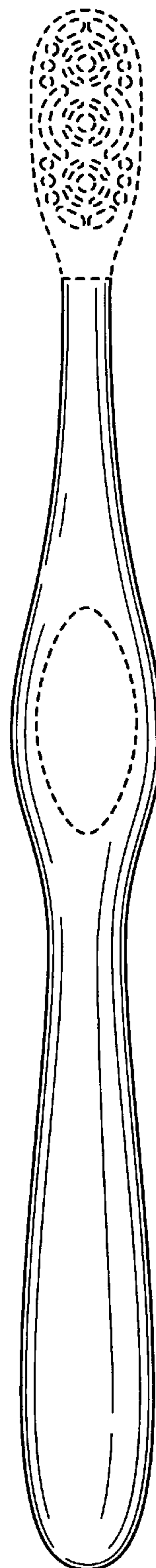


FIG. 5