

US00D516817S

(12) **United States Design Patent**
Bourne

(10) **Patent No.:** **US D516,817 S**
(45) **Date of Patent:** **** Mar. 14, 2006**

(54) **HANDLE PORTION OF LUGGAGE**
(75) **Inventor:** **Christopher Bourne**, West Valley City,
UT (US)

(73) **Assignee:** **Zero Manufacturing, Inc.**, North Salt
Lake, UT (US)

(**) **Term:** **14 Years**

(21) **Appl. No.:** **29/178,668**

(22) **Filed:** **Mar. 28, 2003**

(51) **LOC (8) Cl.** **03-99**

(52) **U.S. Cl.** **D3/324**

(58) **Field of Classification Search** D3/279,
D3/282, 318, 328, 324, 246, 323, 325, 326;
D8/302, 306, 316, 317, 319, 320; D34/24,
D34/26; 190/18 A, 39, 102, 103, 111, 115;
280/37, 47.26, 655, 655.1; 16/110.1, 113.1,
16/114.1, 405, 406, 408, 445, 421, 422, 429,
16/430, 431

See application file for complete search history.

(56) **References Cited**

U.S. PATENT DOCUMENTS

D217,335 S * 4/1970 Singer D8/317

D254,649 S * 4/1980 Felser D8/317
D340,399 S * 10/1993 Paglia D8/317
D408,709 S * 4/1999 Wang D8/317
D434,964 S * 12/2000 Korn et al. D8/317
D457,320 S * 5/2002 Beedham D3/318

* cited by examiner

Primary Examiner—Louis S. Zarfes

Assistant Examiner—Melanie Levy

(74) *Attorney, Agent, or Firm*—Brian L. Johnson; Davis
Wright Tremaine LLP

(57) **CLAIM**

I claim the ornamental design for a handle portion of
luggage, as shown and described.

DESCRIPTION

FIG. 1 is an isometric view of a handle portion of luggage
showing my new design.

FIG. 2 is a left side elevational view thereof, the right side
elevational view being a mirror image thereto.

FIG. 3 is a top plan view thereof; and,

FIG. 4 is a bottom plan view thereof.

The broken lines are for illustrative purposes only and form
no part of the claimed design.

1 Claim, 3 Drawing Sheets





Fig. 1

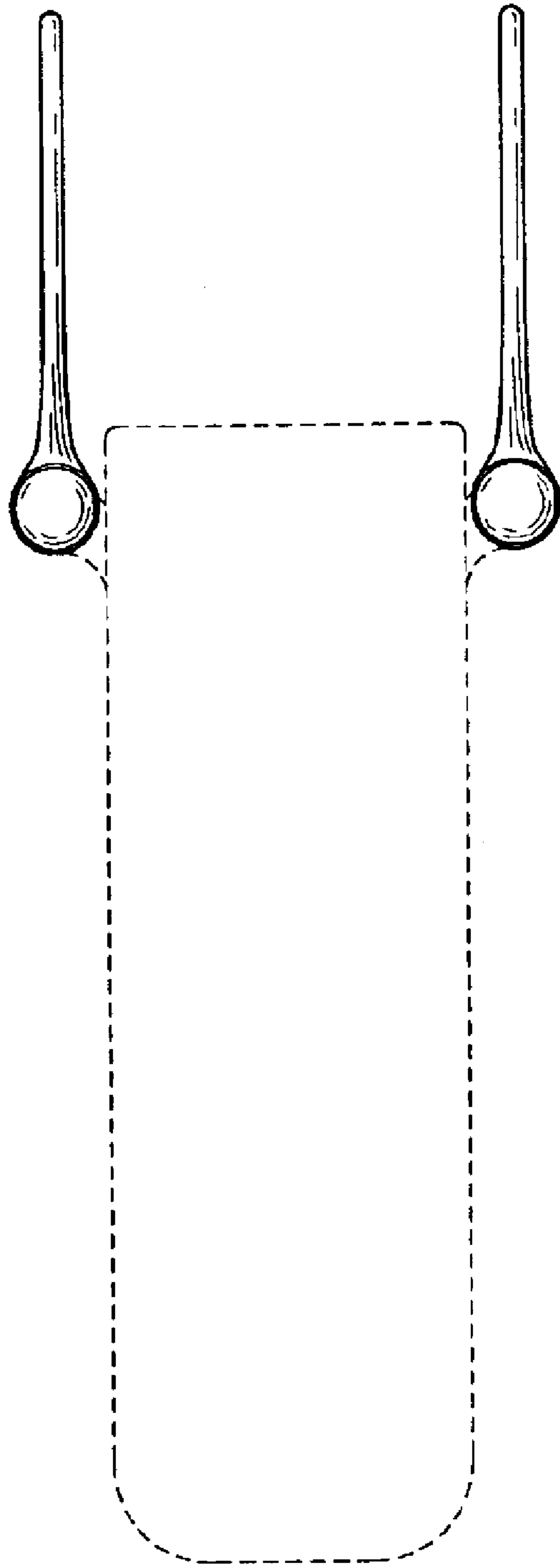


Fig. 2

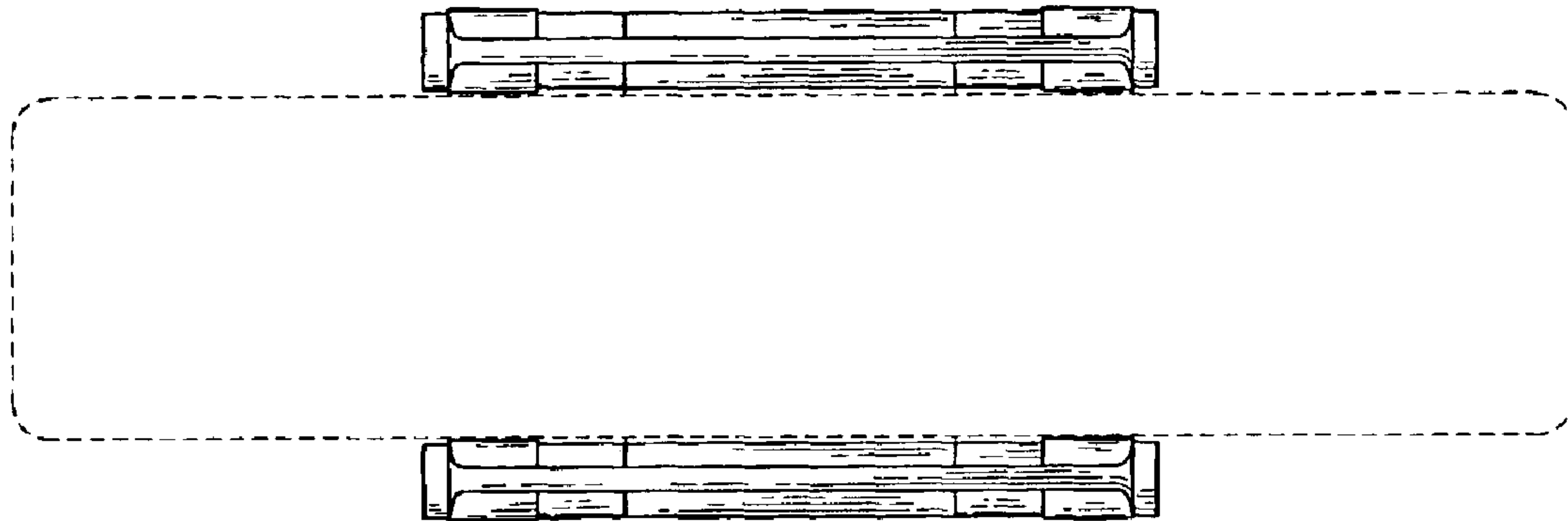


Fig. 3

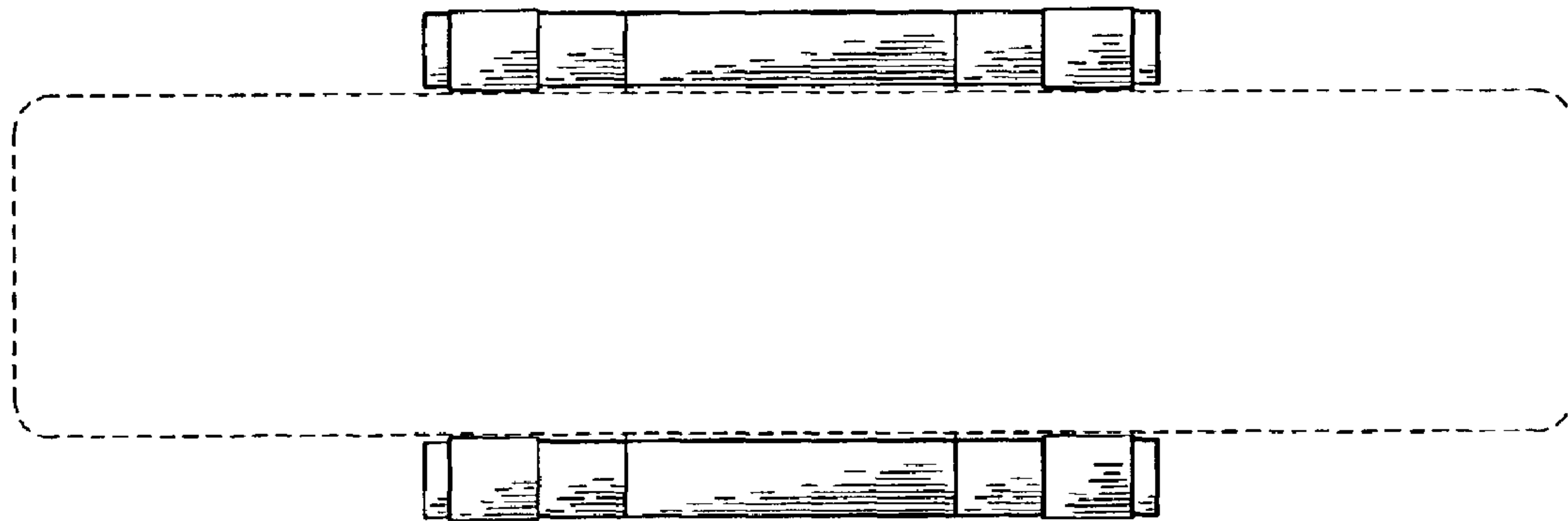


Fig. 4