



US00D516811S

(12) **United States Design Patent** (10) **Patent No.:** **US D516,811 S**
Kahle et al. (45) **Date of Patent:** **** Mar. 14, 2006**

(54) **CARRYING CASE FOR A LASER ALIGNMENT TOOL**
(75) Inventors: **Kent Wayne Kahle**, Tipp City, OH (US); **Pat Bohle**, Centerville, OH (US)
(73) Assignee: **Trimble Navigation Limited**, Sunnyvale, CA (US)
(**) Term: **14 Years**
(21) Appl. No.: **29/212,179**
(22) Filed: **Aug. 27, 2004**
(51) **LOC (8) Cl.** **03-01**
(52) **U.S. Cl.** **D3/282; D3/905**
(58) **Field of Classification Search** **D3/273, D3/276, 281, 282, 294, 274, 295, 905; 206/349, 206/372, 379, 373; 190/100, 109; 312/902**
See application file for complete search history.

5,394,966 A * 3/1995 Chow 190/119
D358,257 S 5/1995 Sidabras et al.
D358,408 S 5/1995 McGarry
D369,240 S 4/1996 Newby, Sr.
5,533,843 A 7/1996 Chung
5,570,784 A 11/1996 Sidabras et al.
5,622,258 A 4/1997 Baublitz et al.
D390,357 S 2/1998 Rosen
D391,760 S 3/1998 Zeller
D399,652 S * 10/1998 Fang D3/282
D413,203 S 8/1999 Zurwelle et al.
D413,440 S 9/1999 Schurman
D417,781 S * 12/1999 Staheli D3/282
D418,678 S * 1/2000 Robson D3/282
6,044,973 A 4/2000 Vasudeva
D429,884 S 8/2000 Zurwelle et al.
D440,043 S 4/2001 Miller et al.
6,237,767 B1 5/2001 Lee
6,267,238 B1 7/2001 Miller et al.
6,415,923 B1 7/2002 Chen
D463,911 S * 10/2002 Chen D3/282
D470,658 S * 2/2003 Chunn et al. D3/282
6,523,687 B1 2/2003 Ling
D478,209 S * 8/2003 Chen D3/282
D482,869 S * 12/2003 Chen D3/282
D484,309 S * 12/2003 Lee D3/282
6,789,670 B1 9/2004 Cooper
2004/0188294 A1 9/2004 Chen

(56) **References Cited**

U.S. PATENT DOCUMENTS

949,485 A 2/1910 Karay
1,352,814 A 9/1920 Kirk
D205,579 S 8/1966 Schurman
D205,580 S 8/1966 Schurman
3,612,335 A 10/1971 Schurman
4,069,915 A 1/1978 Schurman
4,257,415 A 3/1981 Rubin
D264,396 S 5/1982 Harvey et al.
D273,178 S 3/1984 Dunlap
D275,339 S 9/1984 McKinnon
D281,033 S 10/1985 Mohri
D291,946 S 9/1987 Dottori et al.
D293,583 S 1/1988 Dunlap
4,768,652 A 9/1988 Fallon
4,917,239 A 4/1990 Smith
4,934,530 A 6/1990 Riess
D311,644 S 10/1990 Chapin et al.
D320,934 S 10/1991 Cross et al.
D343,063 S 1/1994 Chen
D347,731 S * 6/1994 Hayakawa et al. D3/282
5,366,071 A 11/1994 Laszlo
5,368,164 A 11/1994 Bennett et al.

* cited by examiner

Primary Examiner—Philip S. Hyder
(74) *Attorney, Agent, or Firm*—Dinsmore & Shohl LLP

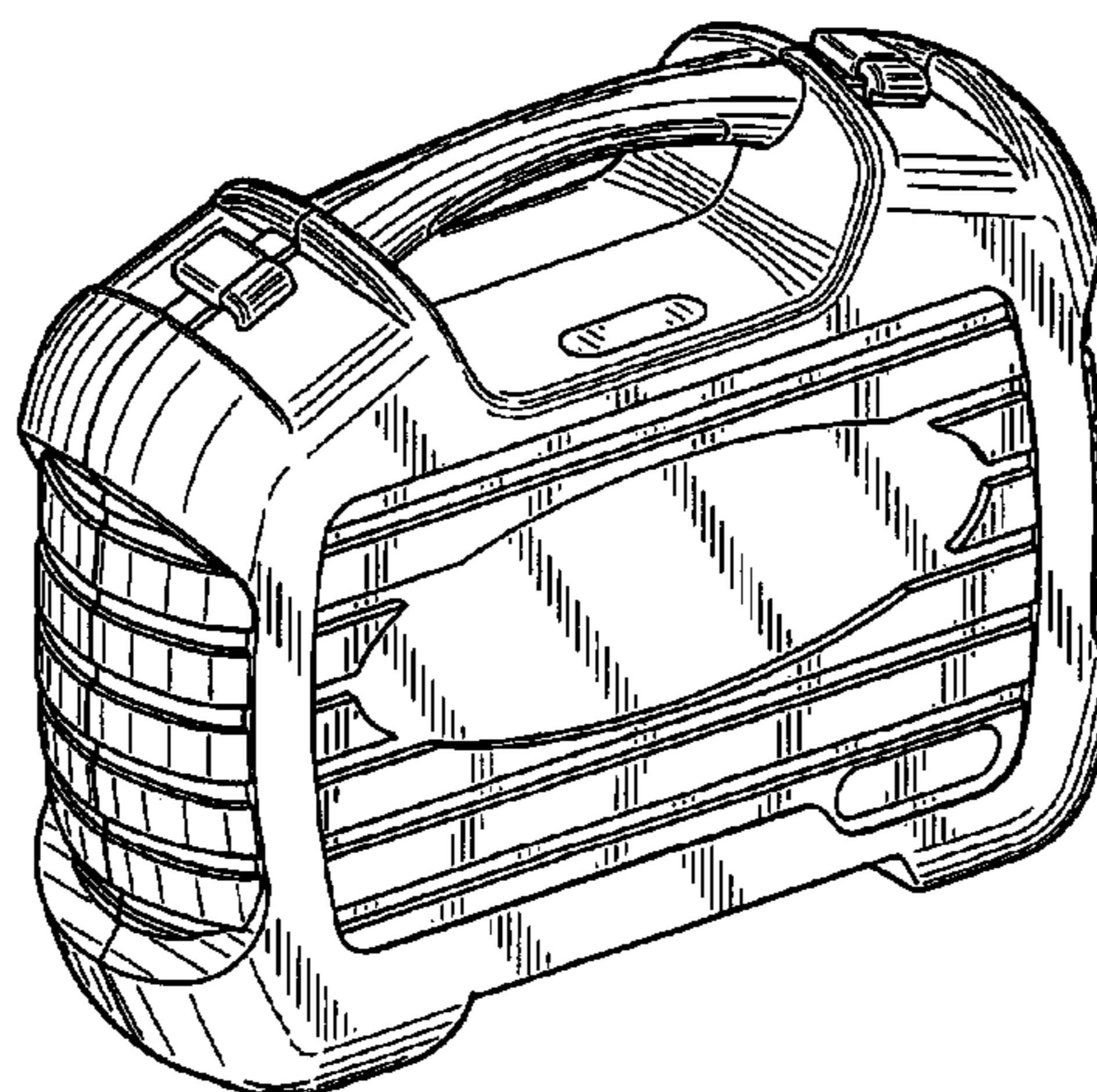
(57) **CLAIM**

The ornamental design for a carrying case for a laser alignment tool, as shown and described.

DESCRIPTION

FIG. 1 is an elevated perspective view of a carrying case for a laser alignment tool in a closed position;
FIG. 2 is a front view thereof;
FIG. 3 is a top view thereof;
FIG. 4 is a bottom view thereof;
FIG. 5 is a rear view thereof;
FIG. 6 is a side view thereof; and,
FIG. 7 is an elevated perspective view of the carrying case of FIGS. 1–6 in an opened position.

1 Claim, 7 Drawing Sheets



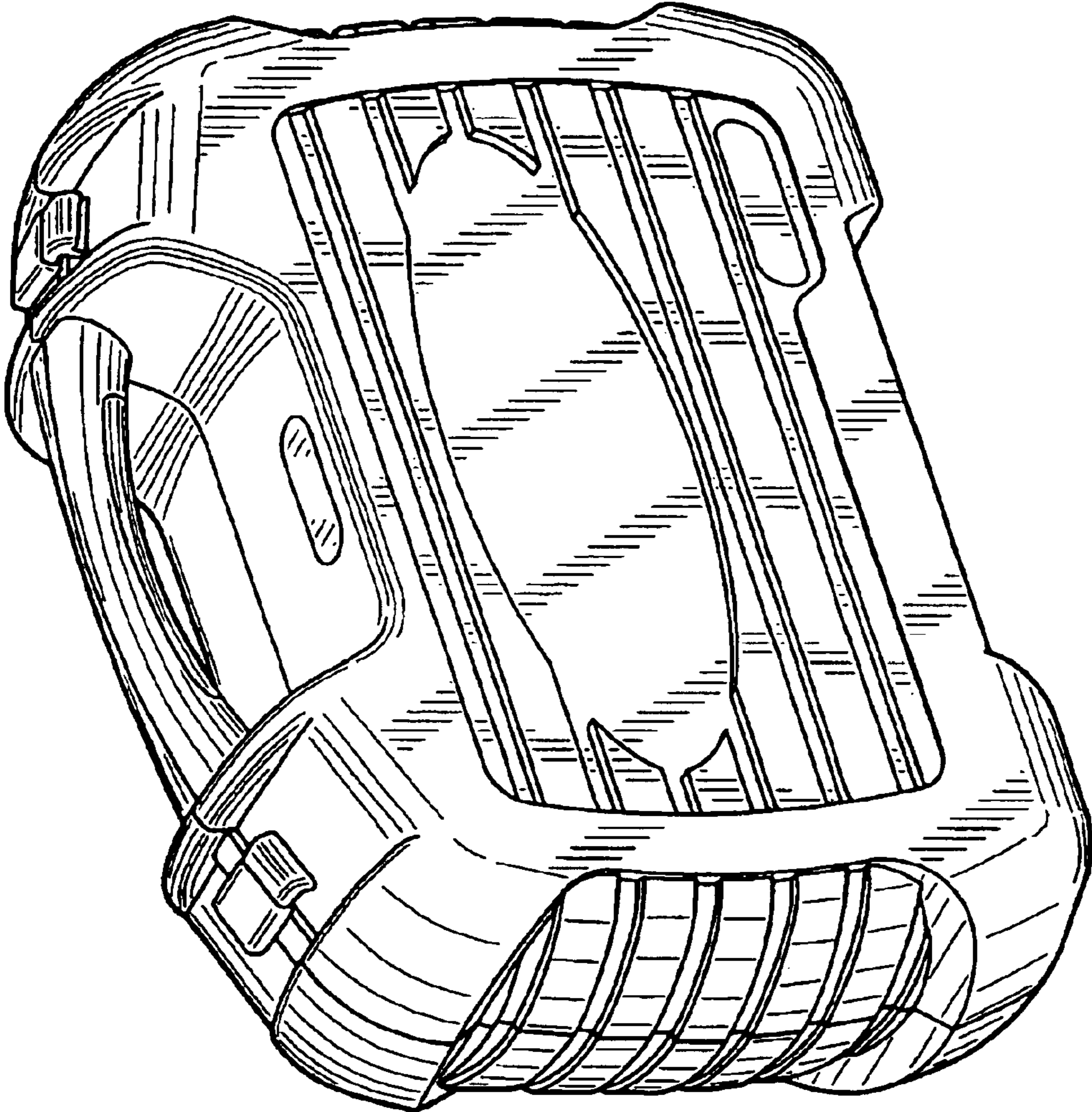


FIG. 1

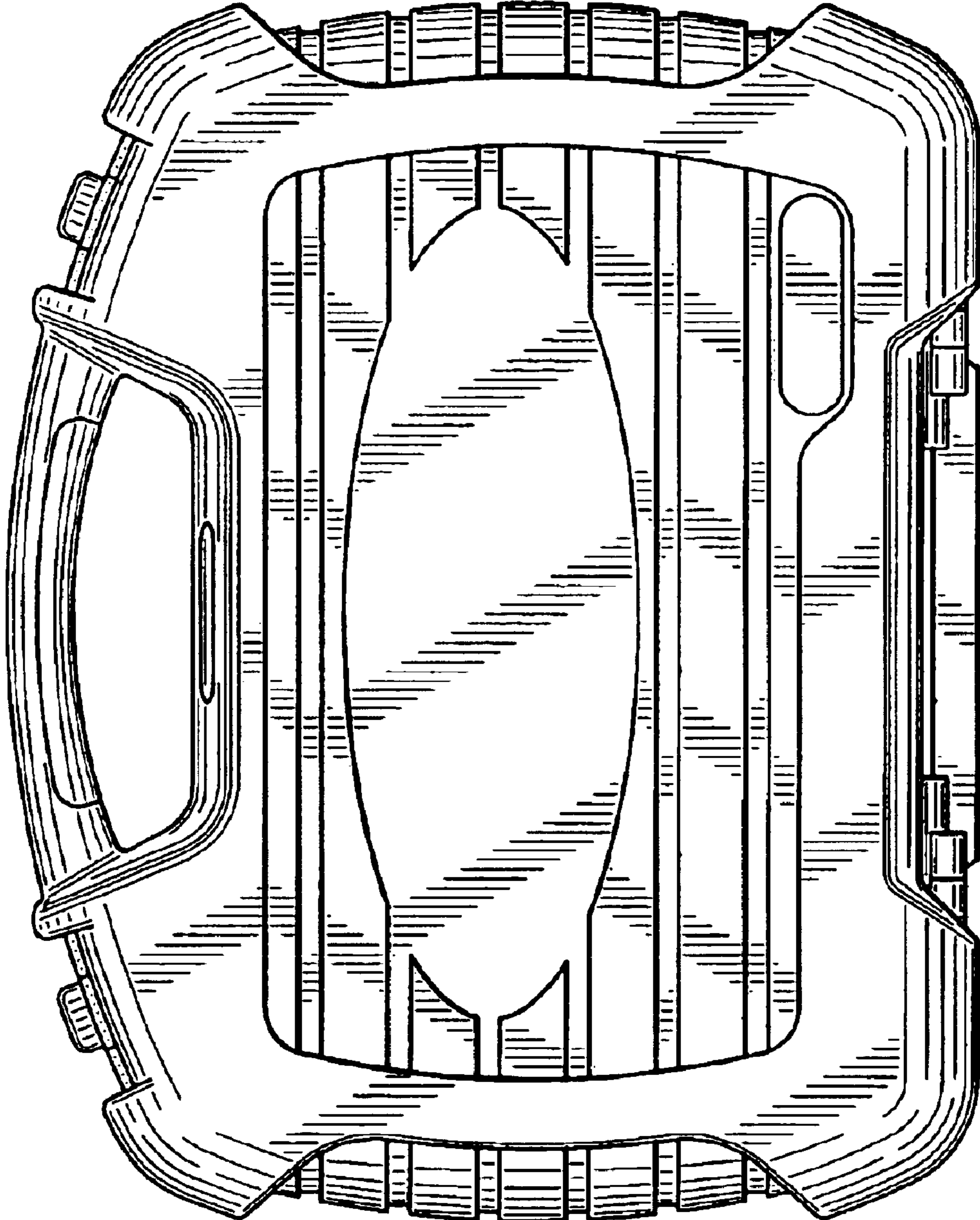


FIG. 2

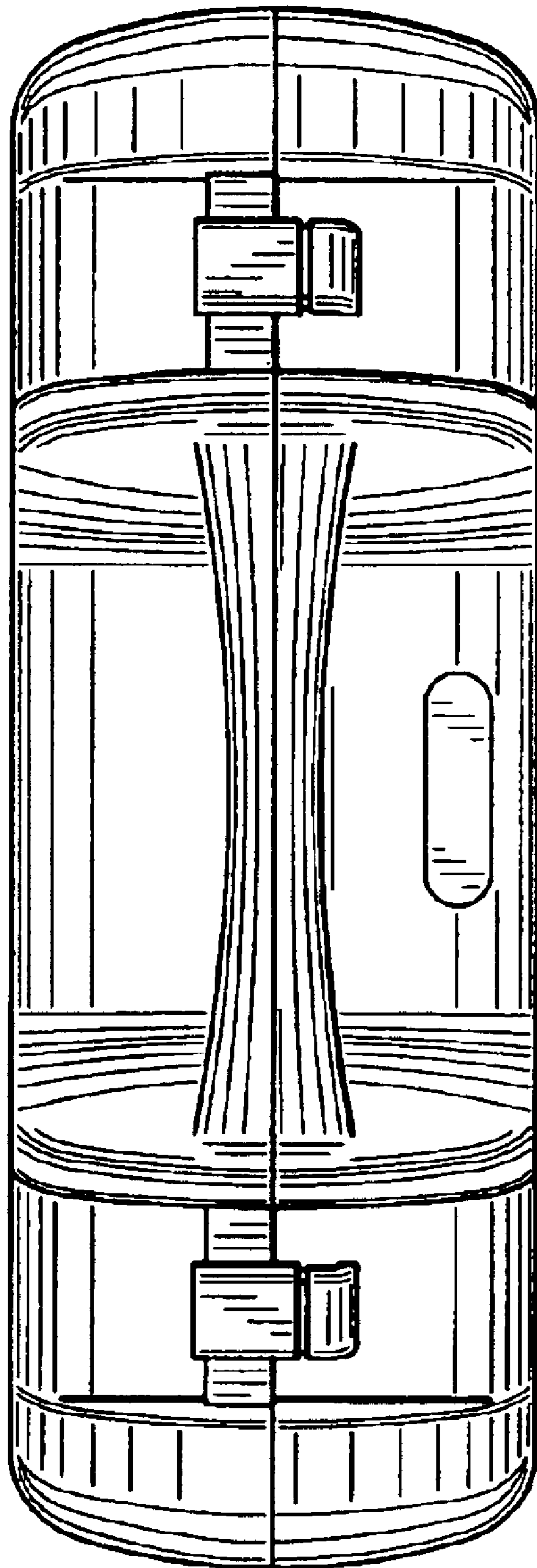


FIG. 3

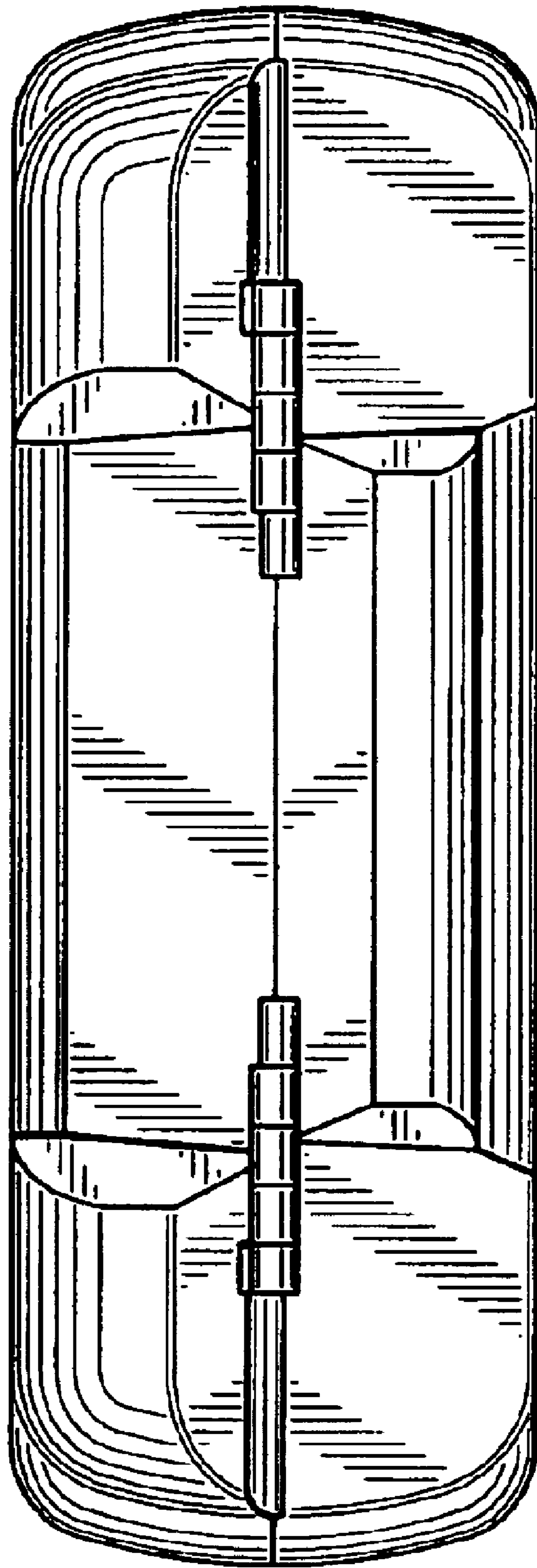


FIG. 4

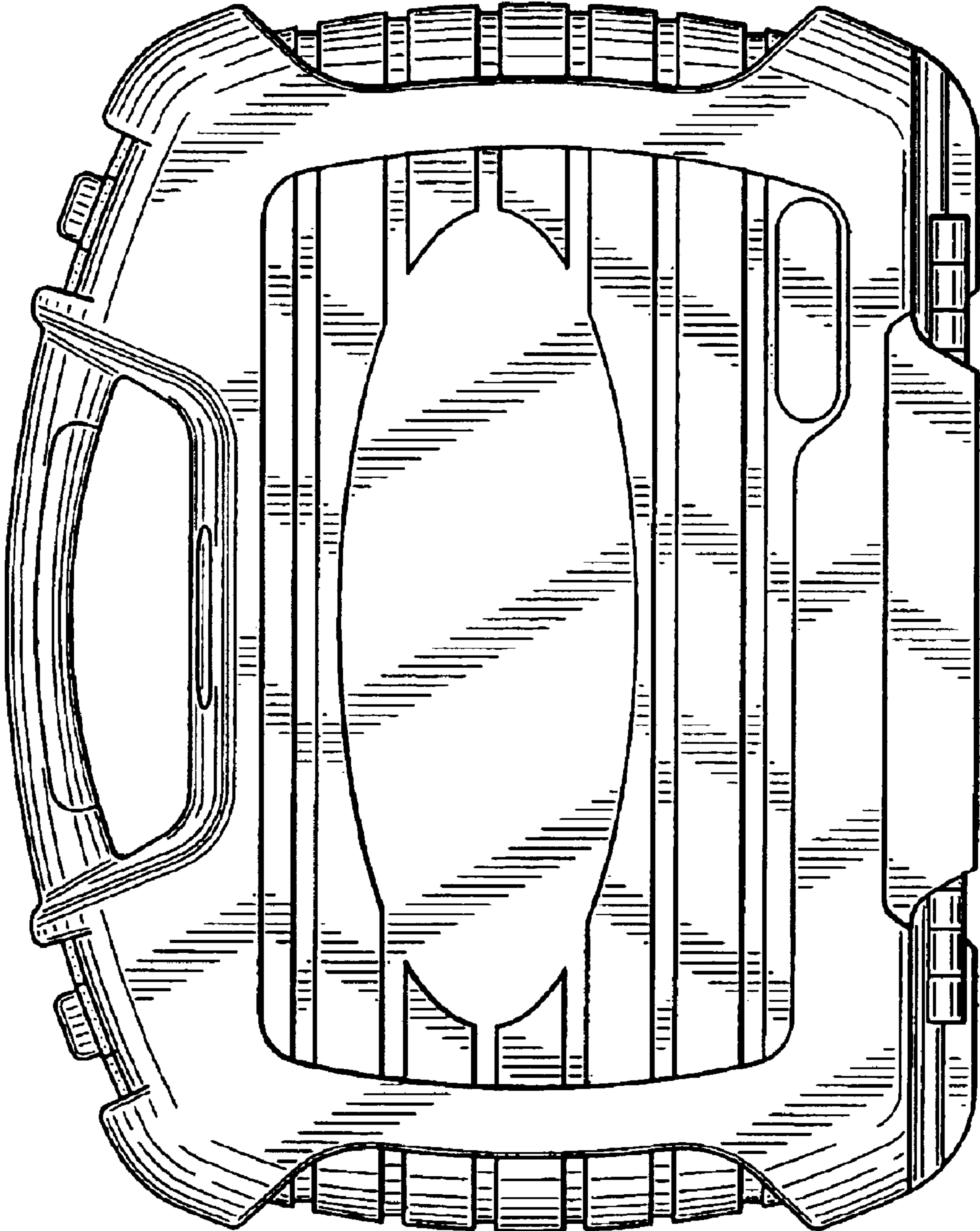


FIG. 5

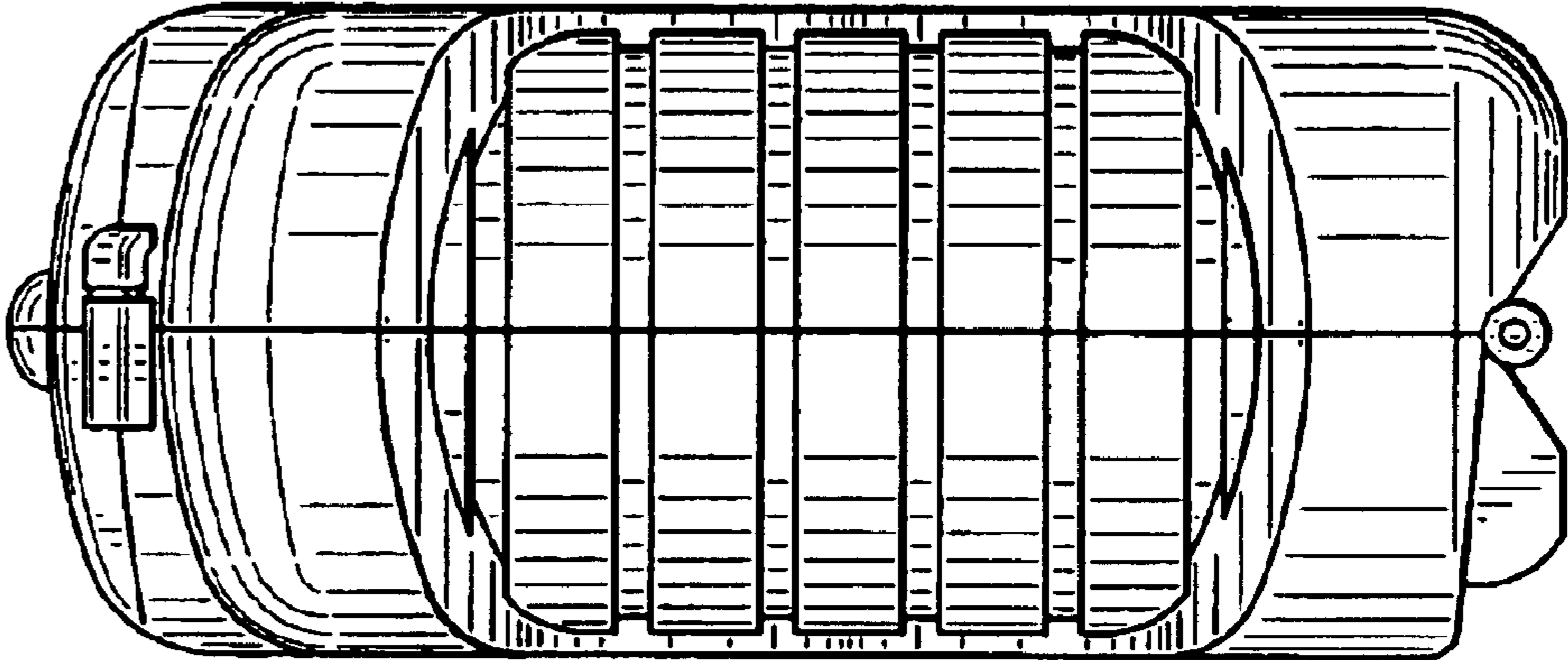


FIG. 6

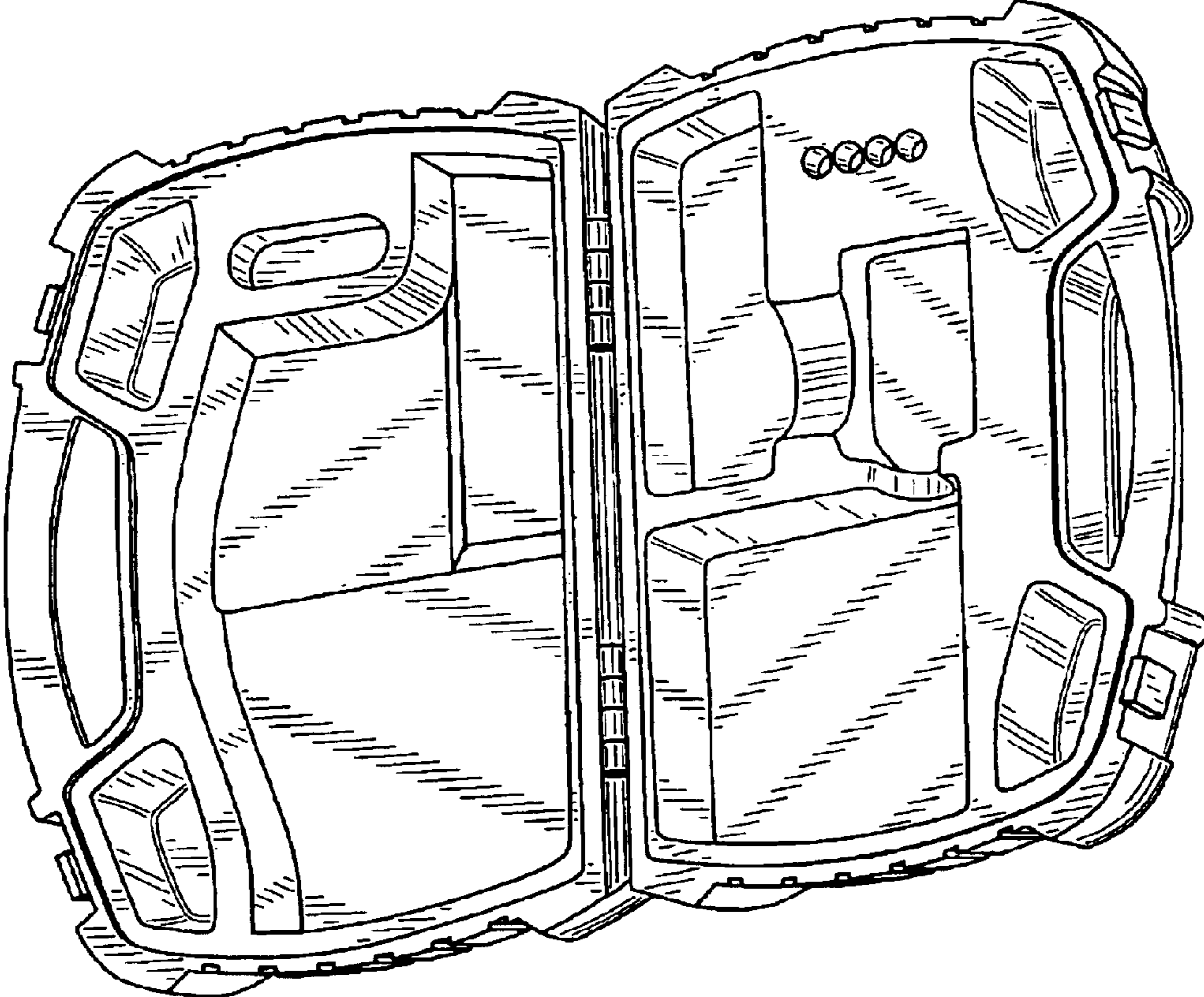


FIG. 7