



US00D516804S

(12) **United States Design Patent**
Vazquez

(10) **Patent No.:** **US D516,804 S**
(45) **Date of Patent:** **** Mar. 14, 2006**

(54) **WIDE TUBULAR BAG WITH VARIABLE GATHERS**

(76) Inventor: **Maximino Vazquez**, 213 W. 14th St.,
New York, NY (US) 10011

(**) Term: **14 Years**

(21) Appl. No.: **29/180,450**

(22) Filed: **Apr. 22, 2003**

Related U.S. Application Data

(63) Continuation-in-part of application No. 29/137,117, filed on
Feb. 13, 2001, now Pat. No. Des. 473,374.

(51) **LOC (8) Cl.** **03-01**

(52) **U.S. Cl.** **D3/244**

(58) **Field of Classification Search** D3/232-246,
D3/285-289, 303, 900, 901; 150/100, 106-118,
150/120-122, 900; 190/1, 103-109, 112,
190/13, 115, 117, 119; 383/2, 4, 22, 24, 32,
383/98, 71, 72, 76, 907, 15, 16

See application file for complete search history.

(56) **References Cited**

U.S. PATENT DOCUMENTS

4,222,468	A	*	9/1980	De Fries	190/102
D437,481	S	*	2/2001	Vazquez	D3/244
D453,620	S	*	2/2002	Vazquez	D3/244
D458,746	S	*	6/2002	Vazquez	D3/244
D460,616	S	*	7/2002	Vazquez	D3/244
D472,388	S	*	4/2003	Vazquez	D3/303
D472,709	S	*	4/2003	Vazquez	D3/303
D473,374	S	*	4/2003	Vazquez	D3/244
D482,197	S	*	11/2003	Vazquez	D3/244
D485,433	S	*	1/2004	Vazquez	D3/244

D488,297	S	*	4/2004	Vazquez	D3/244
2001/0031104	A1	*	10/2001	Vazquez	383/2
2003/0185465	A1	*	10/2003	Vazquez	383/2

* cited by examiner

Primary Examiner—Louis S. Zarfes

Assistant Examiner—Melanie Levy

(57) **CLAIM**

The ornamental design for a wide tubular bag with variable
gathers, as shown and described.

DESCRIPTION

FIG. 1 is a front elevational view of a wide tubular bag with
variable gathers in a substantially uncompressed state, the
rear elevational view being a mirror image thereof;

FIG. 2 is a front elevational view of the wide tubular bag
with variable gathers in a partially compressed state, the rear
elevational view being a mirror image thereof;

FIG. 3 is a front elevational view of the wide tubular bag
with variable gathers in a substantially compressed state, the
rear elevational view being a mirror image thereof;

FIG. 4 is a left side perspective view of FIG. 1, the right side
perspective view being the mirror image thereof;

FIG. 5 is a left side perspective view of FIG. 2, the right side
perspective view being the mirror image thereof;

FIG. 6 is the left side perspective view of FIG. 3, the right
side perspective view being the mirror image thereof;


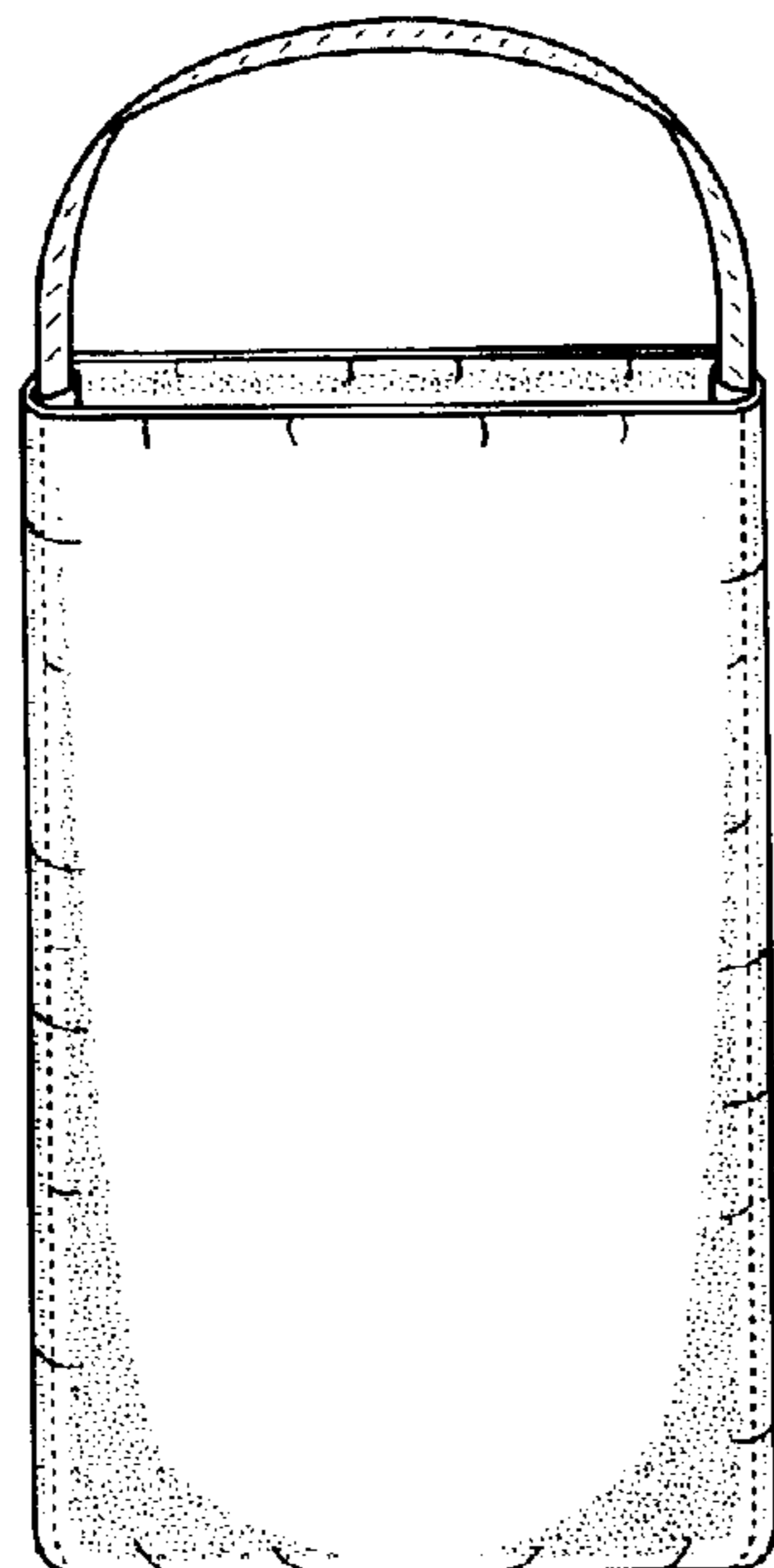
FIG. 7 is a top perspective view of FIG. 1

FIG. 8 is a bottom perspective view of FIG. 1; and,

FIG. 9 is a bottom perspective view of an alternate embodi-
ment of FIG. 1 the bag.

The broken lines shown in the Figures, are stitching to show
environment only and are not part of the claimed design.

1 Claim, 3 Drawing Sheets






FIG. 1

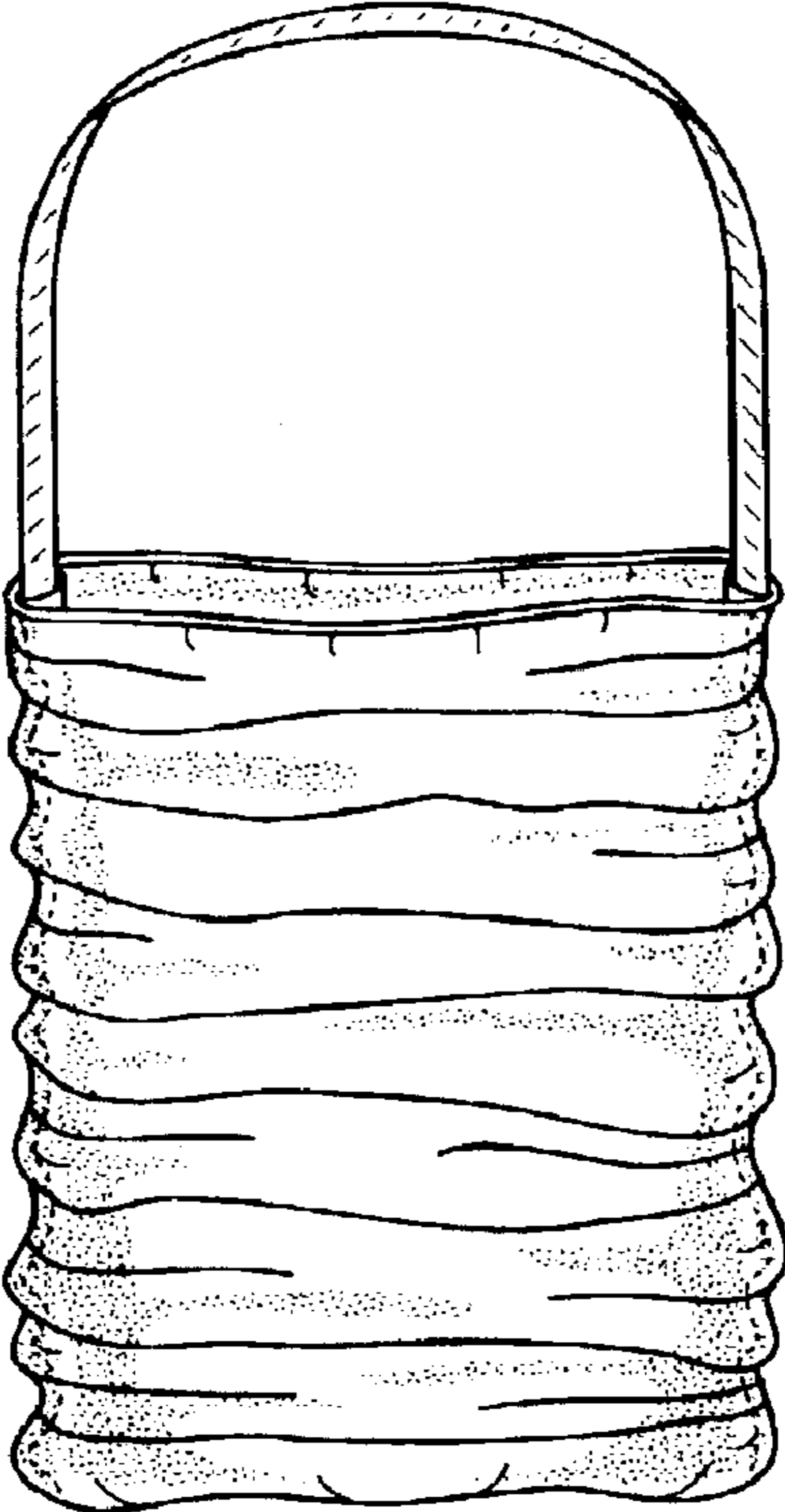


FIG. 2




FIG. 3




FIG. 4

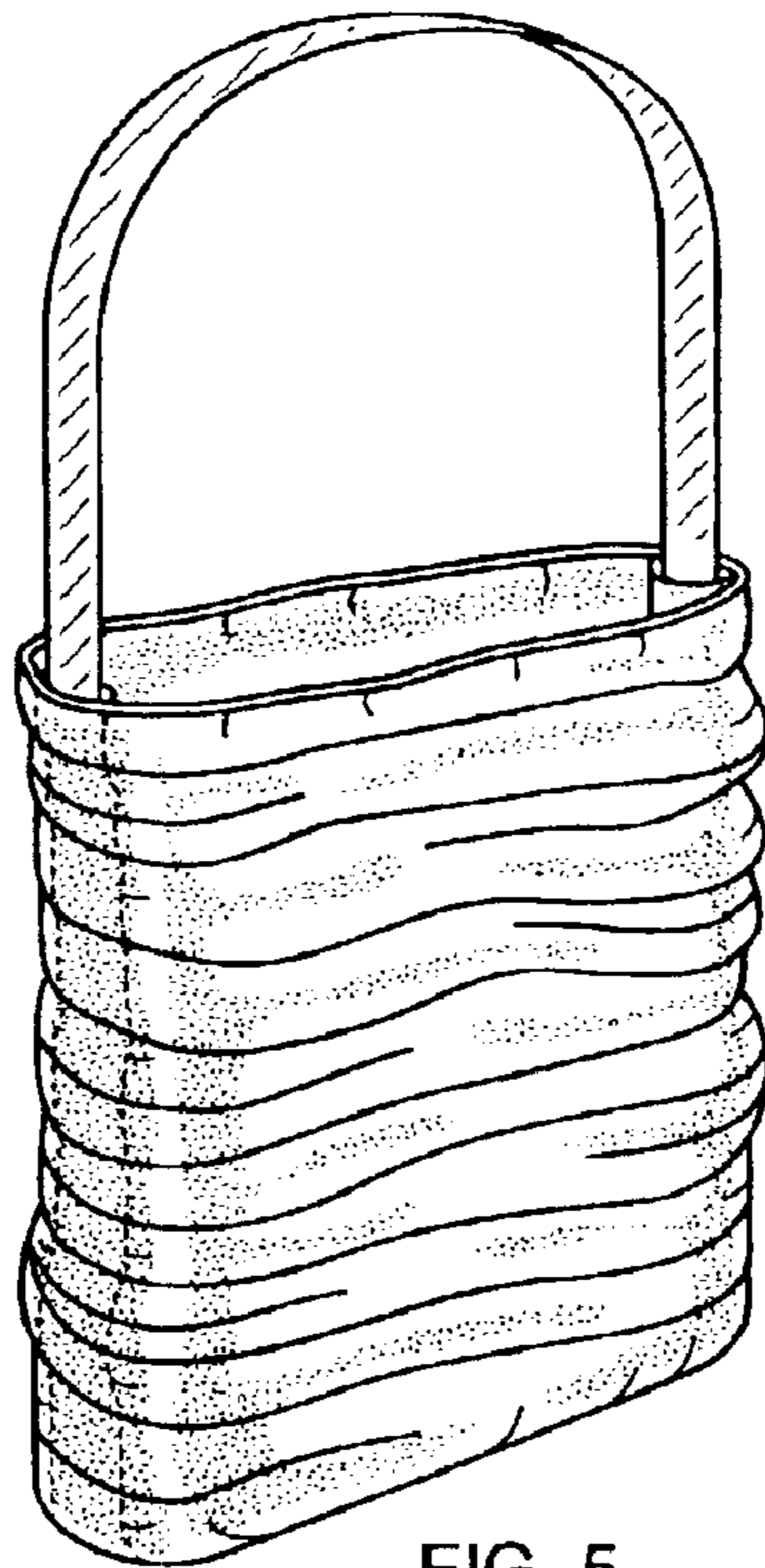


FIG. 5




FIG. 6

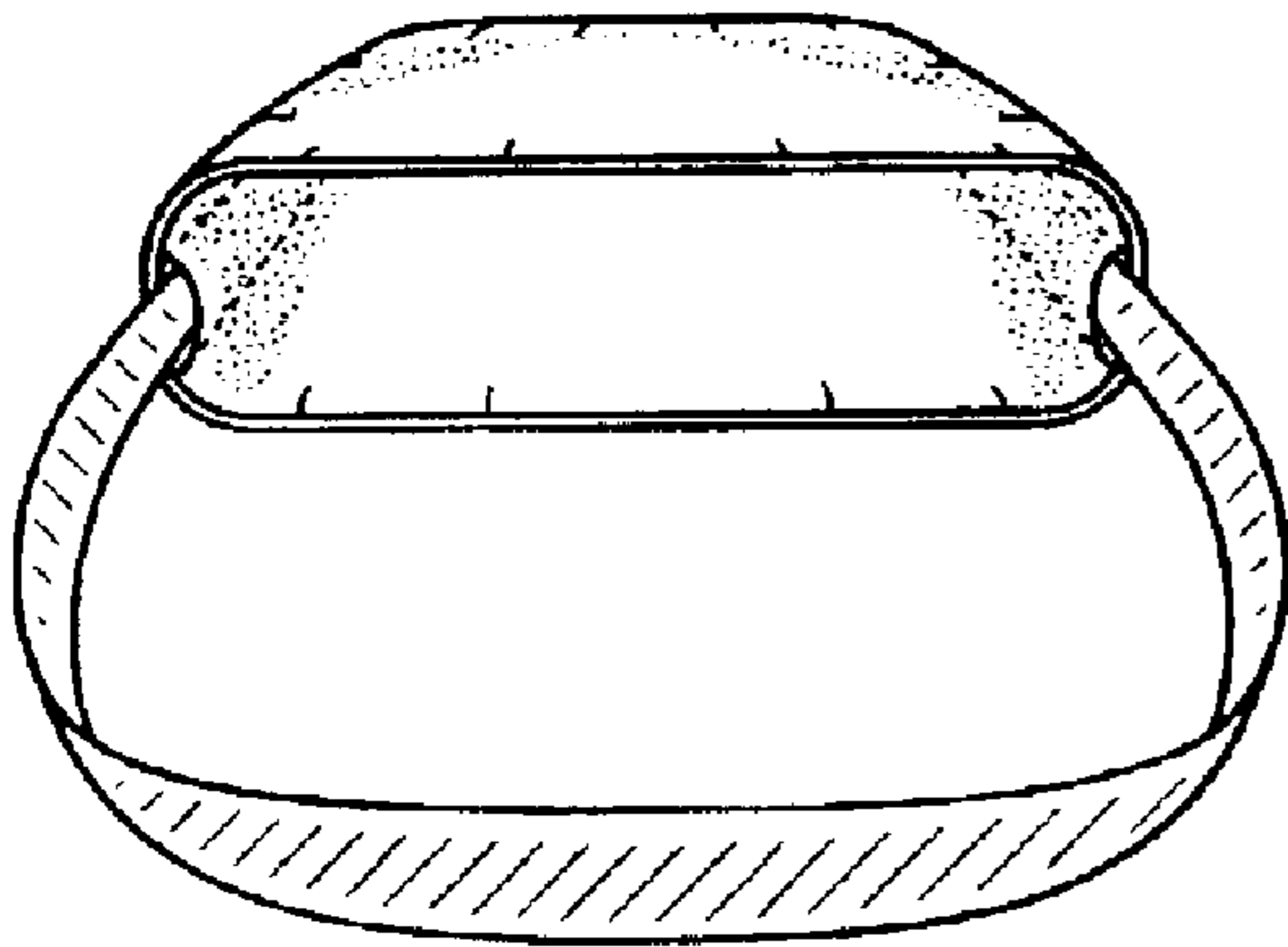


FIG. 7

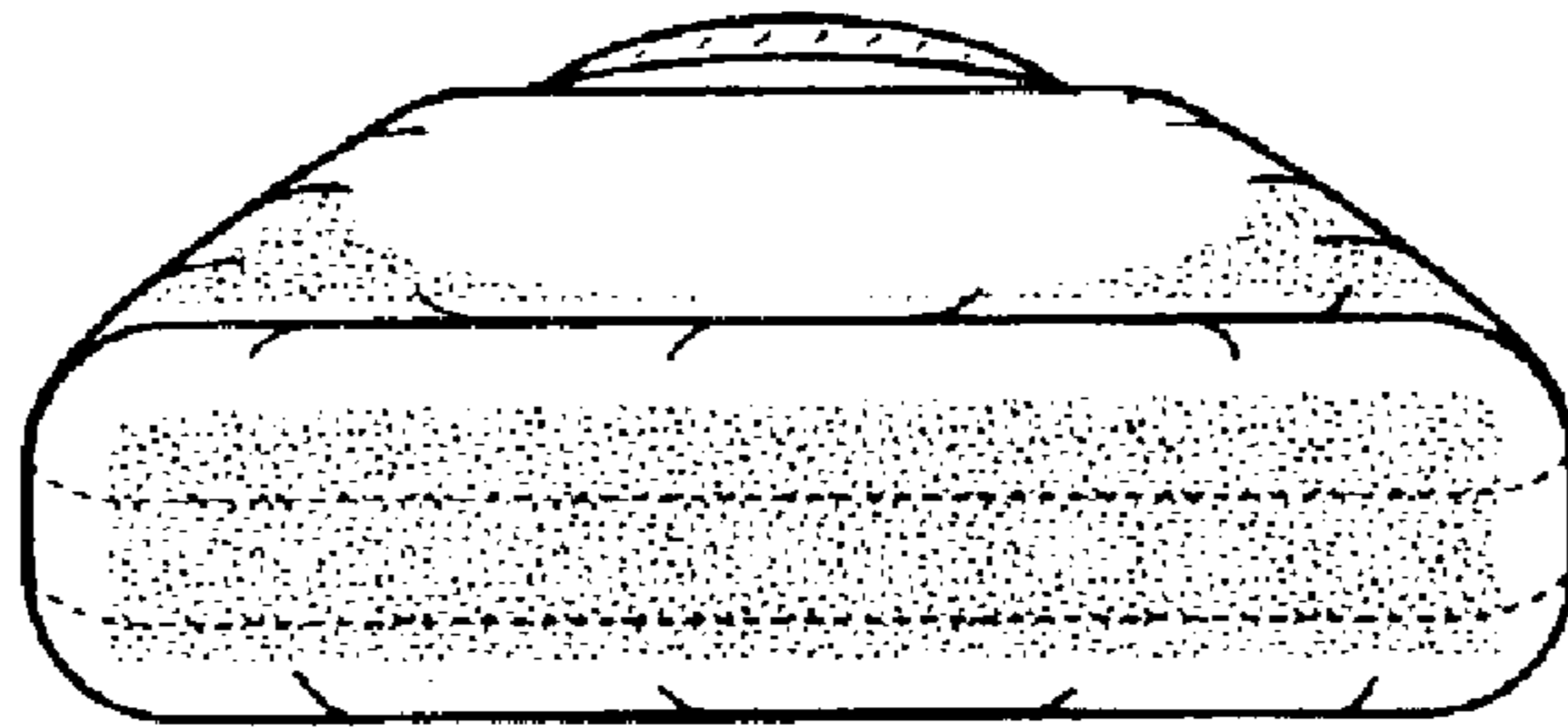


FIG. 8

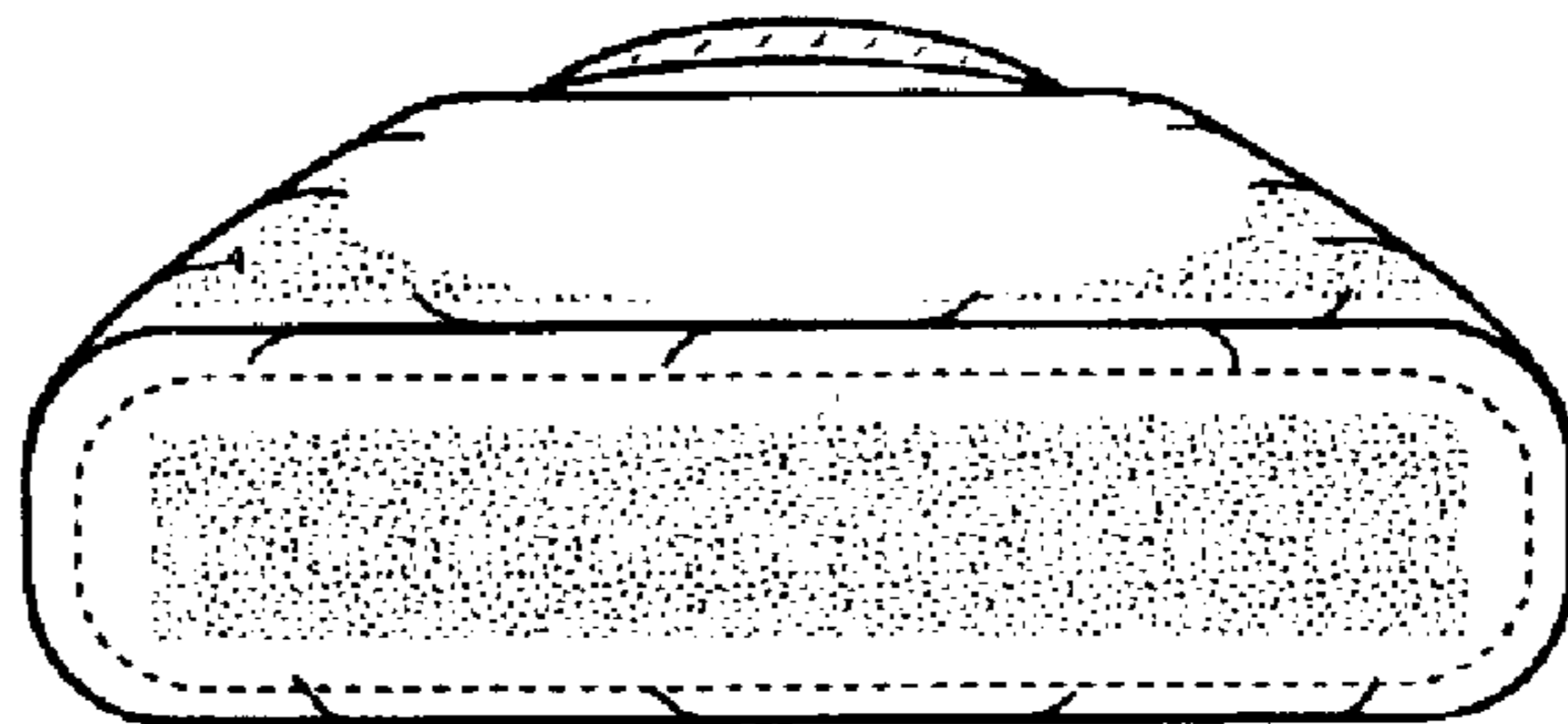


FIG. 9