



US00D516802S

(12) **United States Design Patent**
Johnson

(10) **Patent No.:** **US D516,802 S**
(45) **Date of Patent:** **** Mar. 14, 2006**

(54) **COMBINED CELL PHONE AND CD PLAYER POUCH**

(76) **Inventor:** **Gregory Walker Johnson**, 516 Dakata, Dayton, OH (US) 45402-6625

(**) **Term:** **14 Years**

(21) **Appl. No.:** **29/179,762**

(22) **Filed:** **Apr. 16, 2003**

(51) **LOC (8) Cl.** **03-01**

(52) **U.S. Cl.** **D3/215; D2/857**

(58) **Field of Classification Search** D3/242, D3/273, 226, 318, 201, 215, 217, 243, 303; D6/407, 631, 632, 626-635; D19/3, 75; 150/144; 224/918, 301.6, 277; 229/67.1, 67.3, 67.4, 229/68.1, 928; D2/716, 742, 769, 771, 786, D2/791, 812, 820, 836, 839, 857, 863, 864; 206/83, 84; 2/247, 252, 253

See application file for complete search history.

(56) **References Cited**

U.S. PATENT DOCUMENTS

- 46,889 A * 3/1865 Smith 222/244
- 1,763,688 A * 6/1930 Champion 2/247
- 2,008,783 A * 7/1935 Caridis 2/115
- D127,639 S * 6/1941 Caplan D2/769

- 5,244,136 A * 9/1993 Collaso 224/901.6
- D405,237 S * 2/1999 Maslowski D2/857
- D416,125 S * 11/1999 Falk et al. D2/857
- D474,892 S * 5/2003 Vazquez D3/318
- 2003/0034368 A1 * 2/2003 Brzyski 224/901.6

* cited by examiner

Primary Examiner—Louis S. Zarfes

Assistant Examiner—Melanie Levy

(57) **CLAIM**

I claim the ornamental design for a combined cell phone and CD player pouch, as shown and described.

DESCRIPTION

FIG. 1 is a front and left perspective view of a combined cell phone and CD player pouch showing my new design;
 FIG. 2 is a front and right perspective view of a second embodiment of FIG. 1;
 FIG. 3 is a front and left perspective view of a third embodiment of FIG. 1;
 FIG. 4 is a front and right perspective view of a fourth embodiment of FIG. 1;
 FIG. 5 is a front perspective view of FIGS. 2 and 2; and,
 FIG. 6 is a front perspective view of FIGS. 1 and 3.
 The broken lines are for illustration only and form no part of the claimed design.

1 Claim, 4 Drawing Sheets

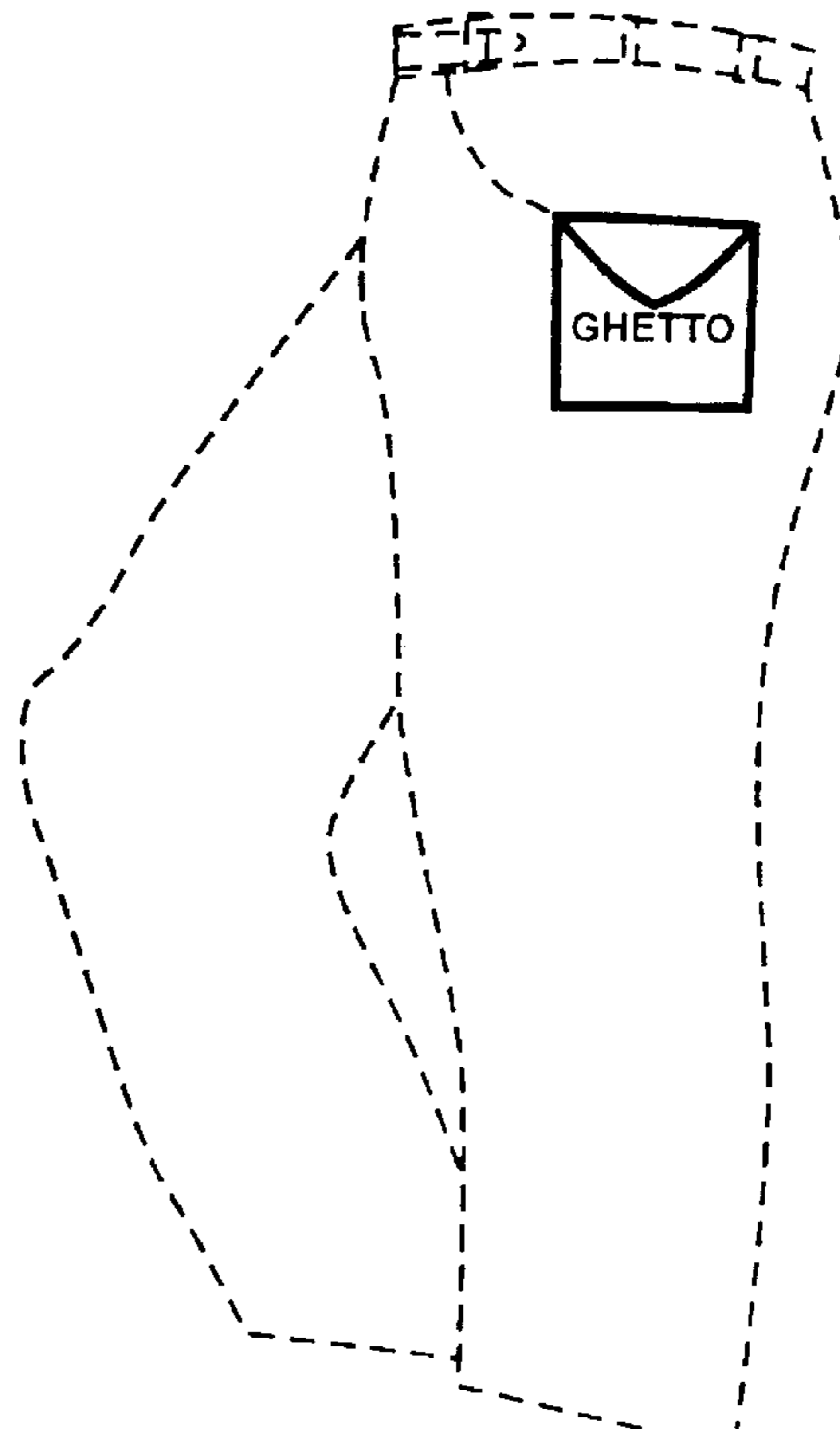
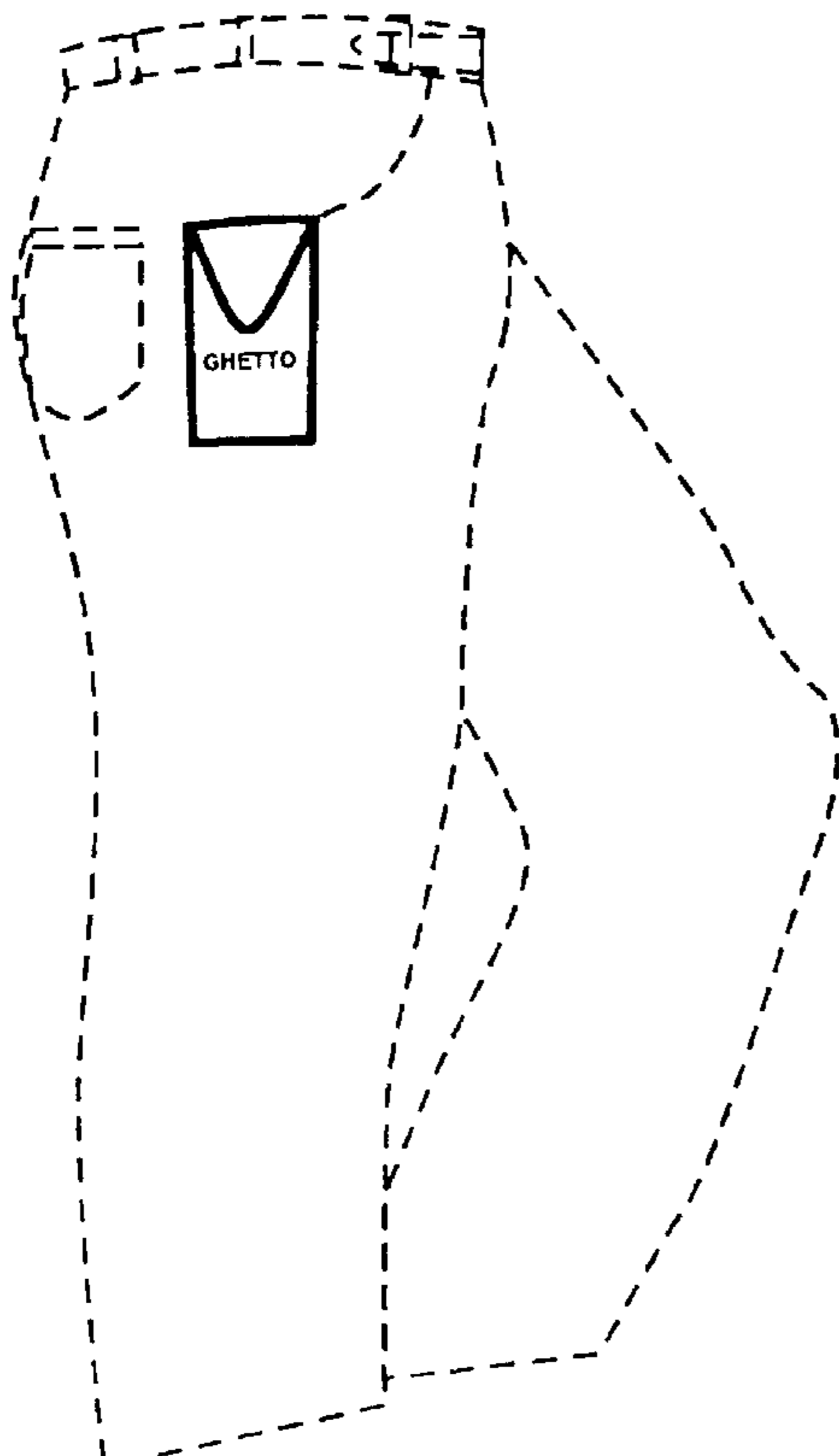




Fig. 1



Fig. 2



Fig. 3



Fig. 4

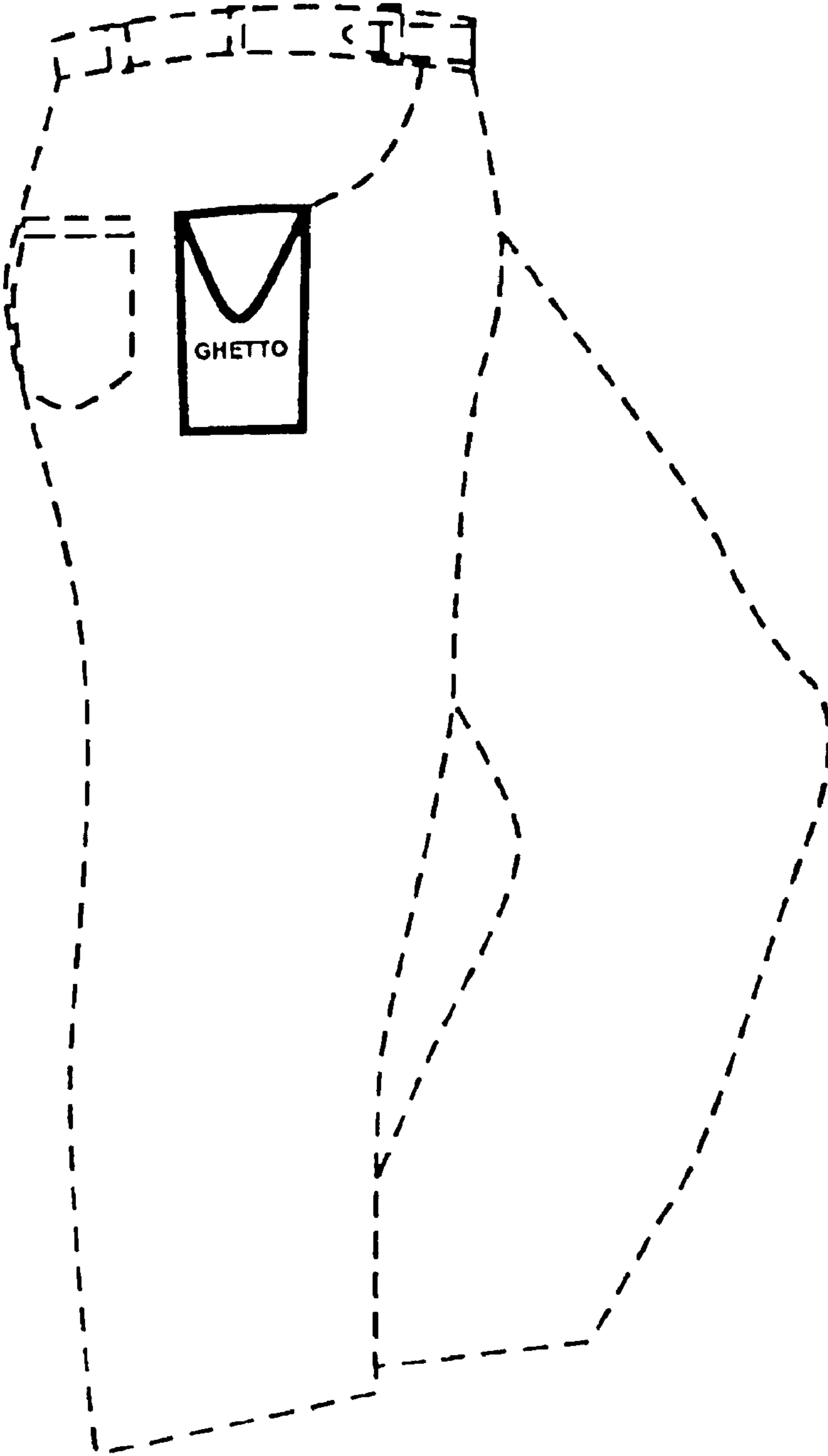


Fig. 5

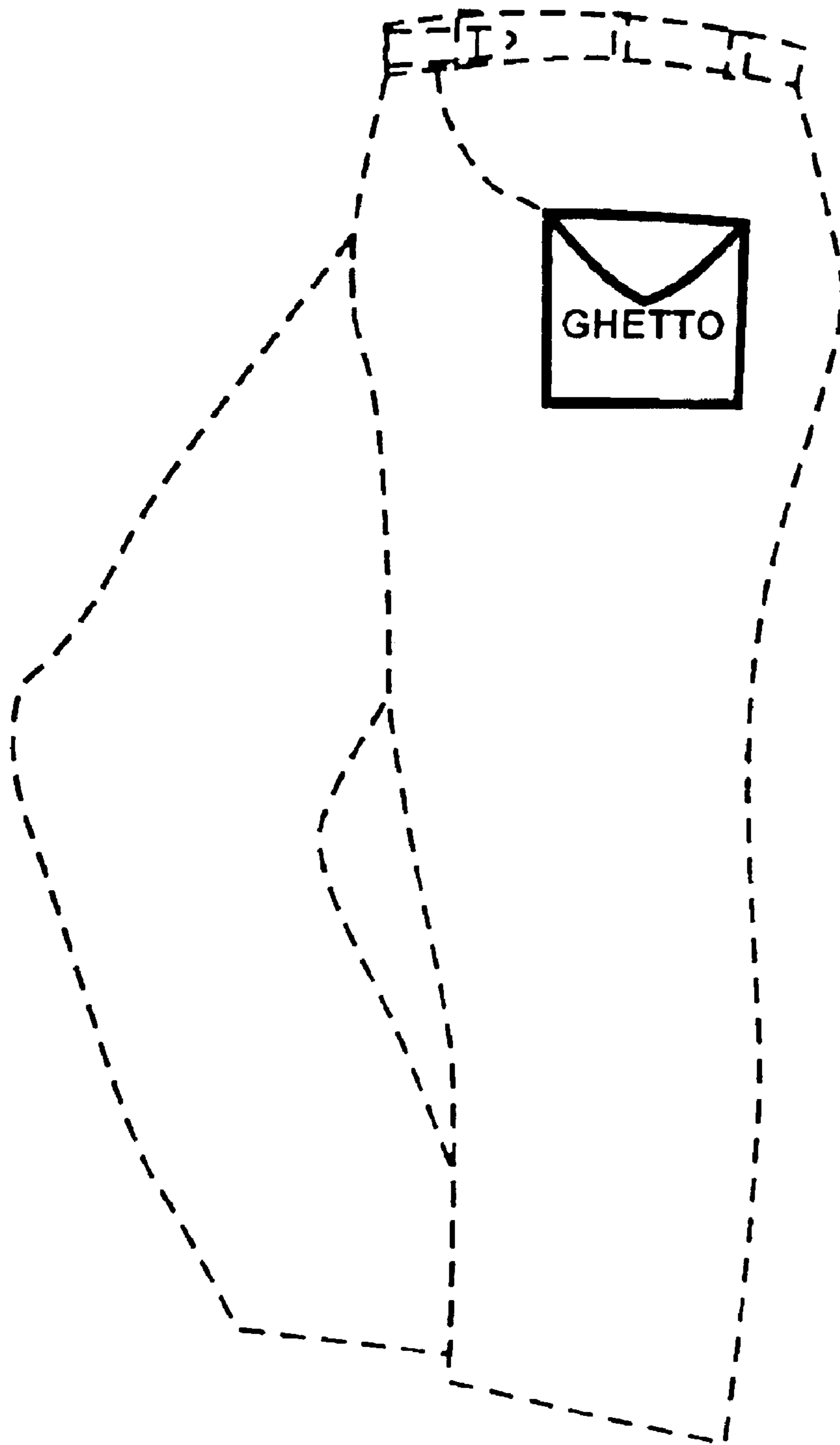


Fig. 6