



US00D516801S

(12) **United States Design Patent**
Jones, III et al.

(10) **Patent No.:** **US D516,801 S**
(45) **Date of Patent:** **** Mar. 14, 2006**

(54) **PILL CADDY**
(75) Inventors: **Ernest L. Jones, III**, Raleigh, NC
(US); **Michael A. Rosado**, Raleigh, NC
(US)
(73) Assignee: **Adstract, Inc.**, Raleigh, NC (US)
(**) Term: **14 Years**
(21) Appl. No.: **29/214,715**
(22) Filed: **Oct. 7, 2004**
(51) **LOC (8) Cl.** **03-01**
(52) **U.S. Cl.** **D3/203.2**
(58) **Field of Classification Search** D3/203,
D3/203.1, 203.2, 203.3, 205, 219, 263–265,
D3/294; 206/5, 5.1, 6, 531–534; D9/730,
D9/733; D28/78–83

See application file for complete search history.

(56) **References Cited**

U.S. PATENT DOCUMENTS

D49,217 S * 6/1916 King D3/265
1,896,827 A 2/1933 Neely 220/525
D137,512 S 3/1944 Laure D3/203.3
D189,888 S 3/1961 Tapper D9/731
D195,734 S 7/1963 Beaumann D3/203.4
D198,542 S 6/1964 Tapper D3/203.4
3,397,671 A 8/1968 Hartman, Jr. et al. 206/532
3,561,592 A 2/1971 McCool 206/534
D224,289 S 7/1972 Bloch D9/760
D227,552 S 7/1973 Bridges D3/203.3
D245,762 S 9/1977 Takacs D9/420
D252,072 S 6/1979 Bridges D3/203.3
D253,933 S 1/1980 Bridges D3/203.3
D271,081 S 10/1983 Noble D3/203.3
D275,833 S 10/1984 Malpass D3/203.3
D278,513 S 4/1985 Ebeling et al. D9/757
D279,258 S 6/1985 Curtis D9/420
D281,145 S 10/1985 Moe D3/203.3
D281,225 S 11/1985 Leman D3/203.3
D290,297 S * 6/1987 Schemmer D28/78
D292,626 S * 11/1987 Chevassus D28/78
D298,512 S 11/1988 Gotlib D3/203.4

D298,803 S 12/1988 Ebling D9/399
D304,905 S 12/1989 Zimmerman D3/203.3
D312,394 S 11/1990 Hassey D9/732
D322,934 S 1/1992 Kalvelage D9/732
D323,109 S 1/1992 Kalvelage D9/732
D324,819 S 3/1992 Eisenberg D24/229
D328,703 S 8/1992 Klumpyan D3/203.4
D329,328 S * 9/1992 Stephens D3/295
5,159,581 A 10/1992 Agans 368/10
D337,725 S 7/1993 Bunin D3/203.3
D339,742 S 9/1993 Walchek, Jr. et al. D9/423
D342,671 S 12/1993 Elliott D9/757
D343,118 S 1/1994 Melnik D3/203.3
D348,219 S 6/1994 Goldberg D3/203.4
D349,850 S 8/1994 Leman D3/203.3
D351,994 S 11/1994 Kalvelage D3/203.3
D351,995 S 11/1994 Kalvelage D3/203.3
D351,996 S 11/1994 Kalvelage D3/203.3
D380,149 S 6/1997 Alexander D9/757

(Continued)

Primary Examiner—Catherine R. Oliver

(74) *Attorney, Agent, or Firm*—Myers Bigel Sibley & Sajovec

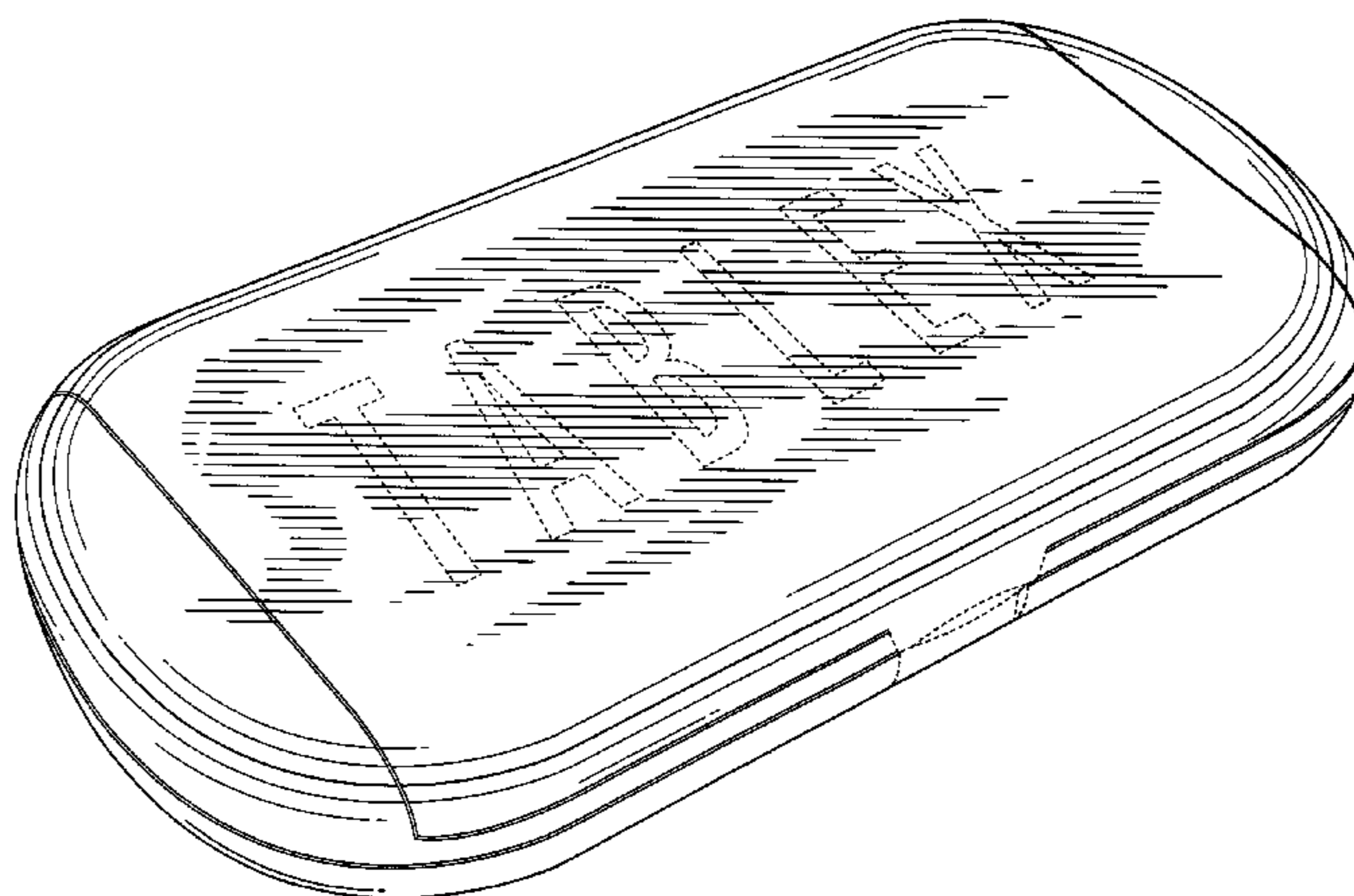
(57) **CLAIM**

The ornamental design for a pill caddy, as shown and described.

DESCRIPTION

FIG. 1 is a perspective view of a pill caddy, showing our new design;
FIG. 2 is a top plan view thereof;
FIG. 3 is a bottom plan view thereof;
FIG. 4 is a front elevational view thereof;
FIG. 5 is a rear elevational view thereof, opposite that shown in FIG. 4;
FIG. 6 is a side elevational view thereof;
FIG. 7 is a side elevational view thereof, opposite that shown in FIG. 6; and,
FIG. 8 is a perspective view of the holder of FIG. 1 shown in its environment.
The broken lines shown herein are for illustrative purposes only and form no part of the claimed design.

1 Claim, 7 Drawing Sheets



US D516,801 S

Page 2

U.S. PATENT DOCUMENTS

D380,378 S	7/1997	Wood	D9/731	D430,393 S	*	9/2000	Conway	D3/203.3	
D399,346 S	10/1998	Saari	D3/203	D448,154 S		9/2001	Mann	D3/203	
5,833,072 A	11/1998	Lambelet, Jr.	206/534	D449,733 S		10/2001	Jacober et al.	D3/203	
5,921,383 A	*	7/1999	Shefler et al.	206/5	D451,666 S		12/2001	Zastrow	D3/203
D415,958 S	11/1999	Noble	D3/203.3	D460,254 S		7/2002	Rufo	D3/203	
D418,288 S	1/2000	Priebe	D3/203	D460,690 S		7/2002	Doerschlag	D9/423	
D430,392 S	9/2000	Noble	D3/203	D463,101 S	*	9/2002	Gardner	D3/203.2	

* cited by examiner

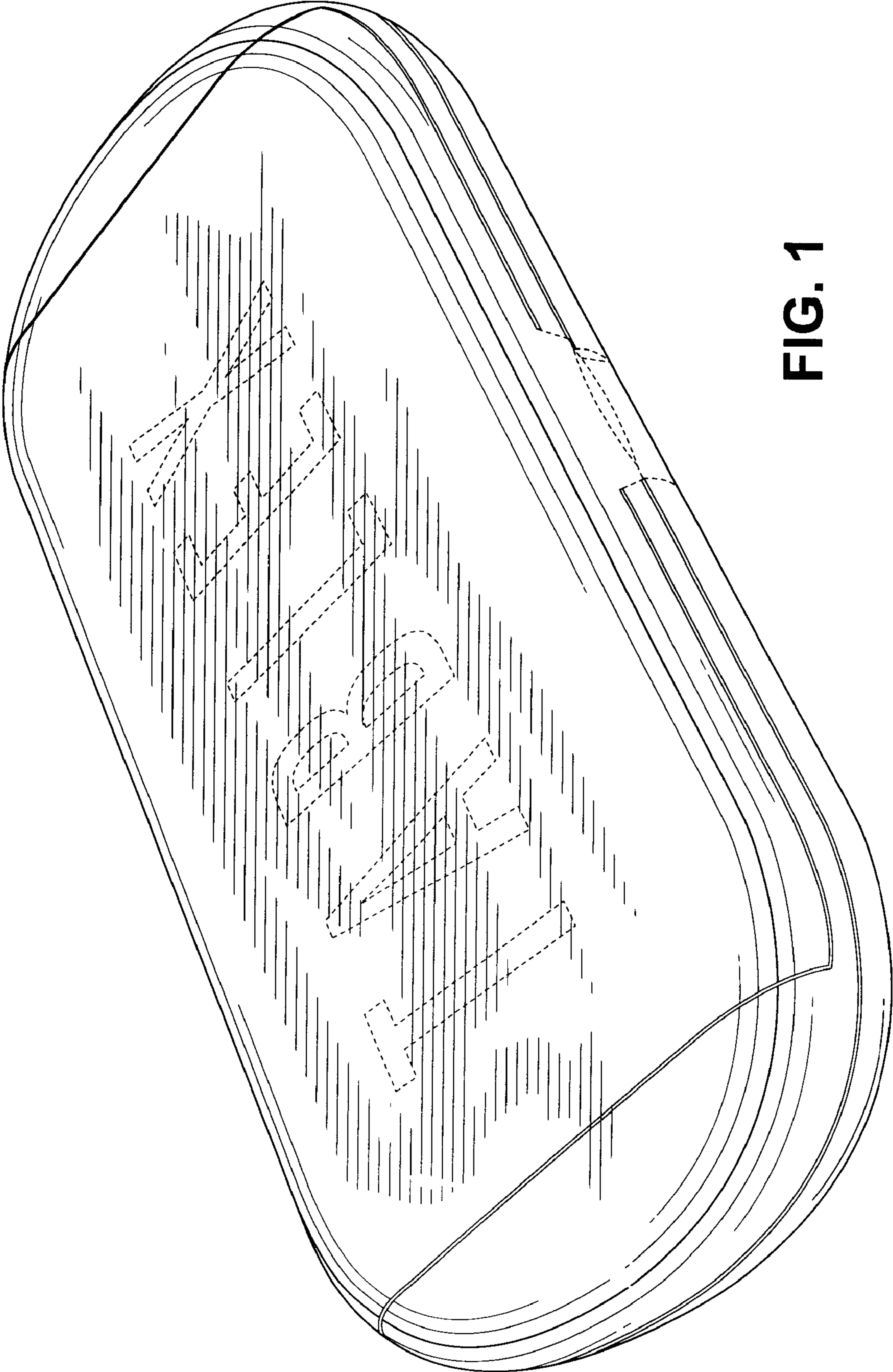


FIG. 1

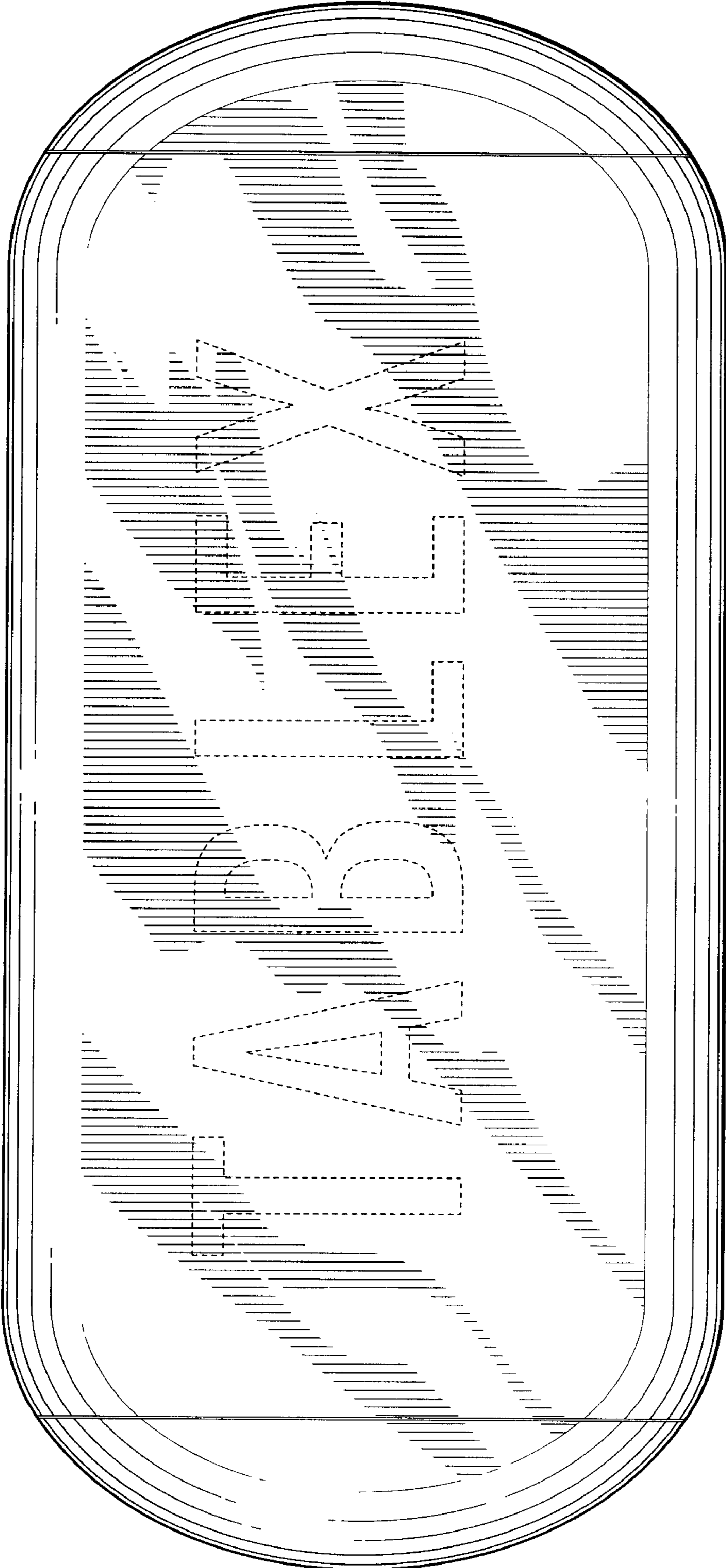


FIG. 2




FIG. 3

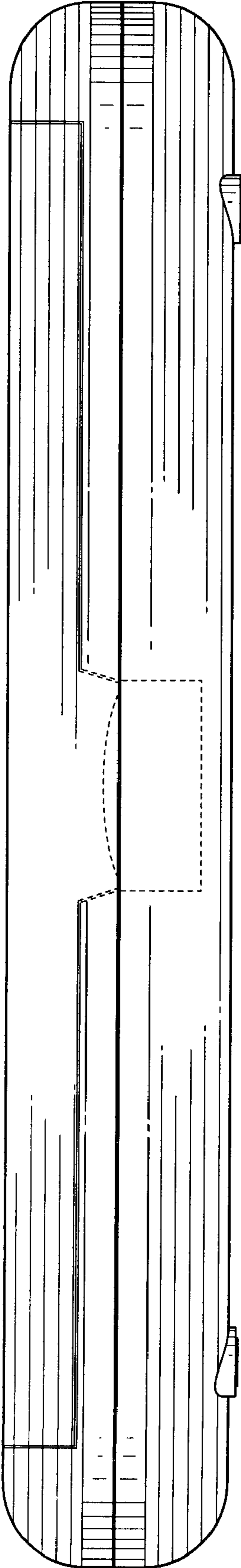


FIG. 4




FIG. 5




FIG. 6




FIG. 7



FIG. 8