



US00D516791S

(12) **United States Design Patent** (10) **Patent No.:** **US D516,791 S**
Le (45) **Date of Patent:** **** Mar. 14, 2006**

(54) **FOOTWEAR UPPER**

(75) Inventor: **Tuan N. Le**, Portland, OR (US)

(73) Assignee: **Wolverine World Wide, Inc.**,
Rockford, MI (US)

(**) Term: **14 Years**

(21) Appl. No.: **29/217,090**

(22) Filed: **Nov. 12, 2004**

(51) **LOC (8) Cl.** **02-99**

(52) **U.S. Cl.** **D2/969**

(58) **Field of Classification Search** D2/919-924,
D2/943-945, 969, 972-974; 36/11, 8.1-8.3,
36/9 R, 10

See application file for complete search history.

(56) **References Cited**

U.S. PATENT DOCUMENTS

897,287	A	*	9/1908	Hearn	36/58.5
903,384	A	*	11/1908	Jensen	2/240
D94,519	S	*	2/1935	Sandler	D2/924
2,005,007	A	*	6/1935	Sandler	36/11
D121,626	S	*	7/1940	Shields	D2/922
D141,282	S	*	5/1945	Macht	D2/922
D142,281	S	*	8/1945	Ferriso	D2/921
D145,930	S	*	11/1946	Eberle	D2/919
D147,626	S	*	10/1947	Walsh	D2/924
D153,889	S	*	5/1949	Martin	D2/924
D293,385	S	*	12/1987	Famolare	D2/924
D503,271	S	*	3/2005	Choi	D2/973

OTHER PUBLICATIONS

Zappos.com; Aug. 28, 2005; Ugg Bella, fleece lined moccasin.*

Merrell Fall 2003 Catalog, p. 39.

Merrell Fall 2004 Catalog, p. 40.

Hush Puppies Homeware Catalog, pp 5, 9, 11, 13, 14, 20, 25.

* cited by examiner

Primary Examiner—Dominic Simone

(74) *Attorney, Agent, or Firm*—Warner Norcross & Judd

(57) **CLAIM**

The ornamental design for footwear upper, as shown and described.

DESCRIPTION

FIG. 1 is a perspective view of the footwear upper embodying the new design;

FIG. 2 is a top plan view thereof;

FIG. 3 is a right side elevational view thereof;


FIG. 4 is a left side elevational view thereof;

FIG. 5 is a front elevational view thereof; and,

FIG. 6 is a rear elevational view thereof.

FIGS. 1-6 show features of an article of footwear in phantom lines. These features are shown for environmental purposes and do not form any part of the claimed design. Further, the phantom lines immediately adjacent the solid-line portions of the design form the boundary of the design, with the phantom lines forming no part of the claimed design.

1 Claim, 4 Drawing Sheets






Fig. 1

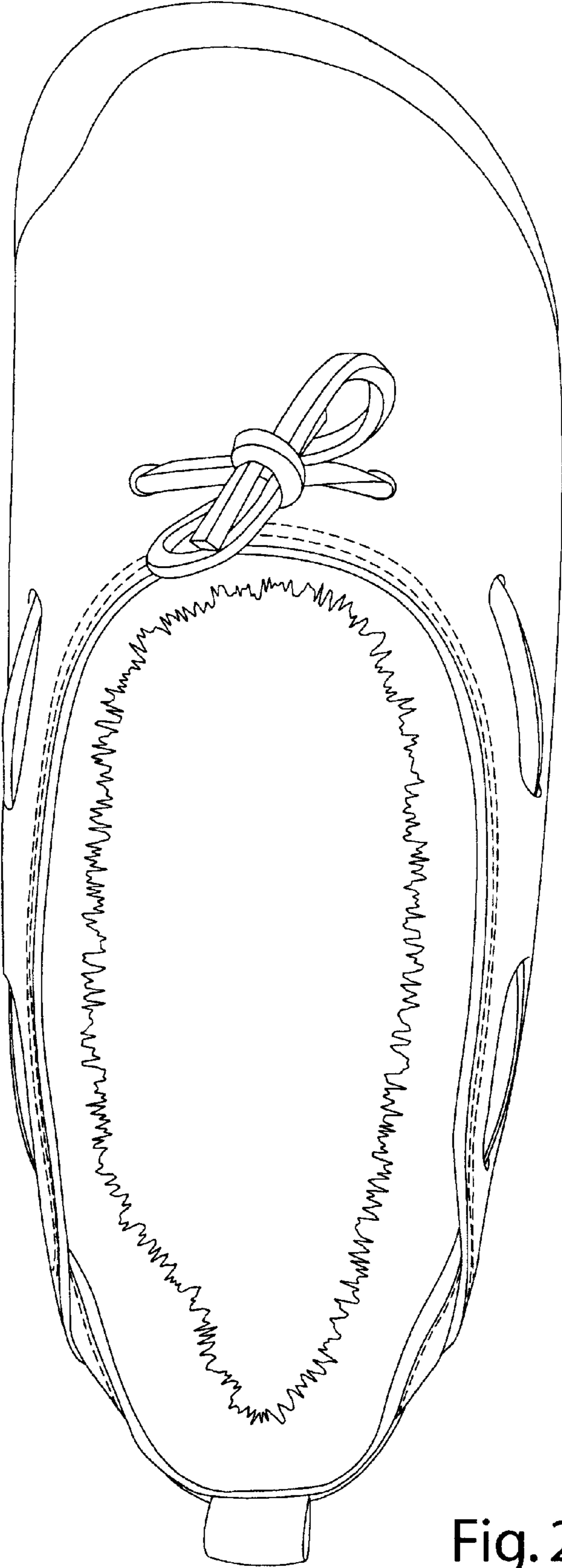


Fig. 2

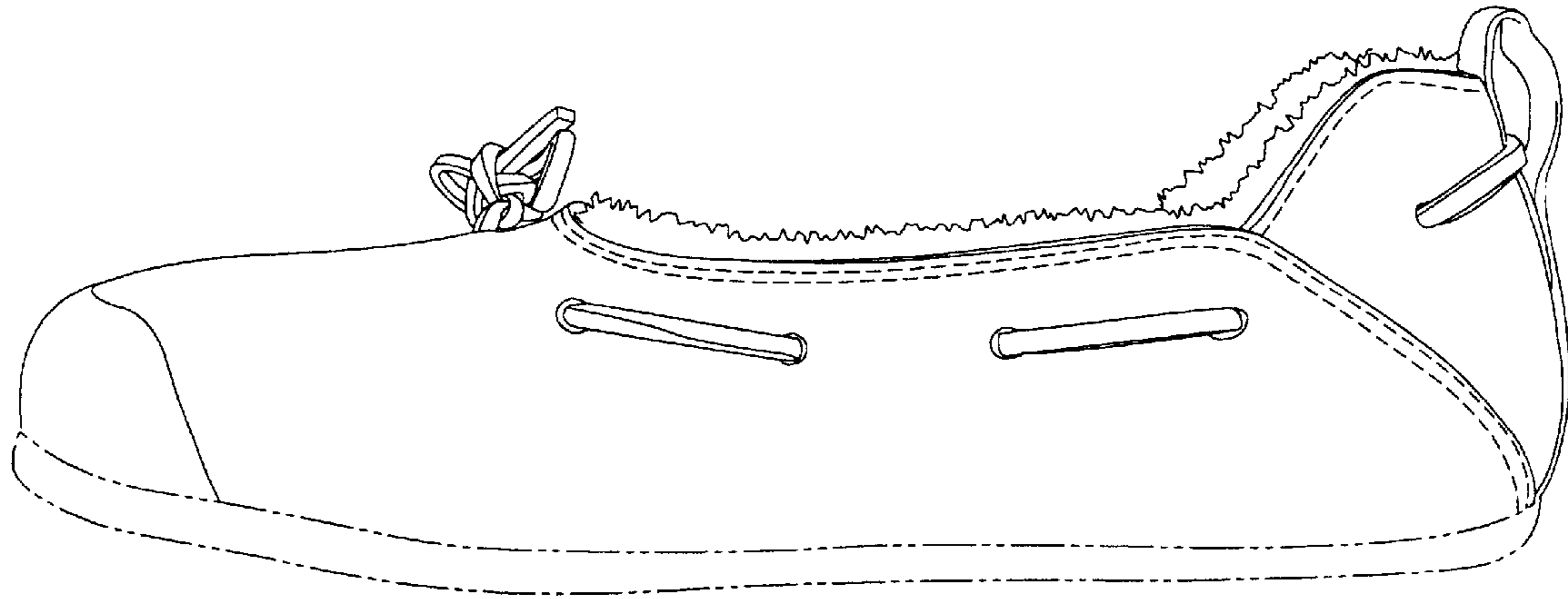


Fig. 3

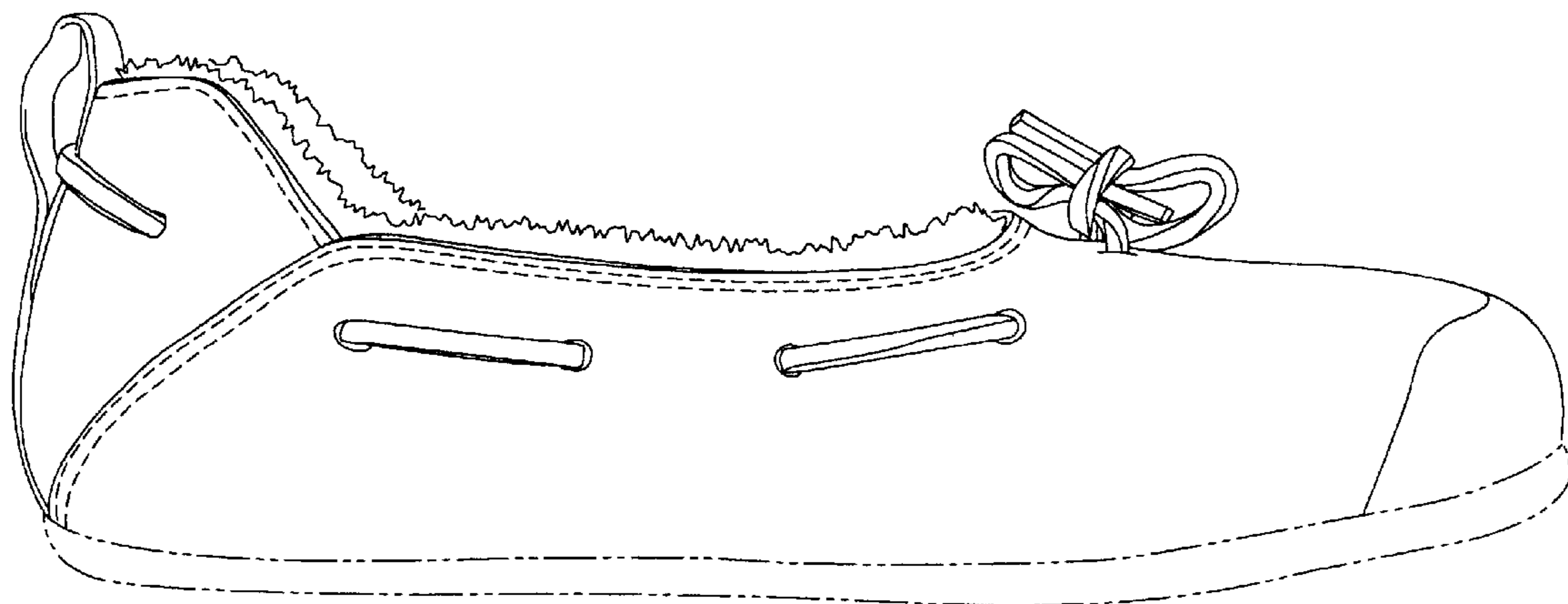


Fig. 4

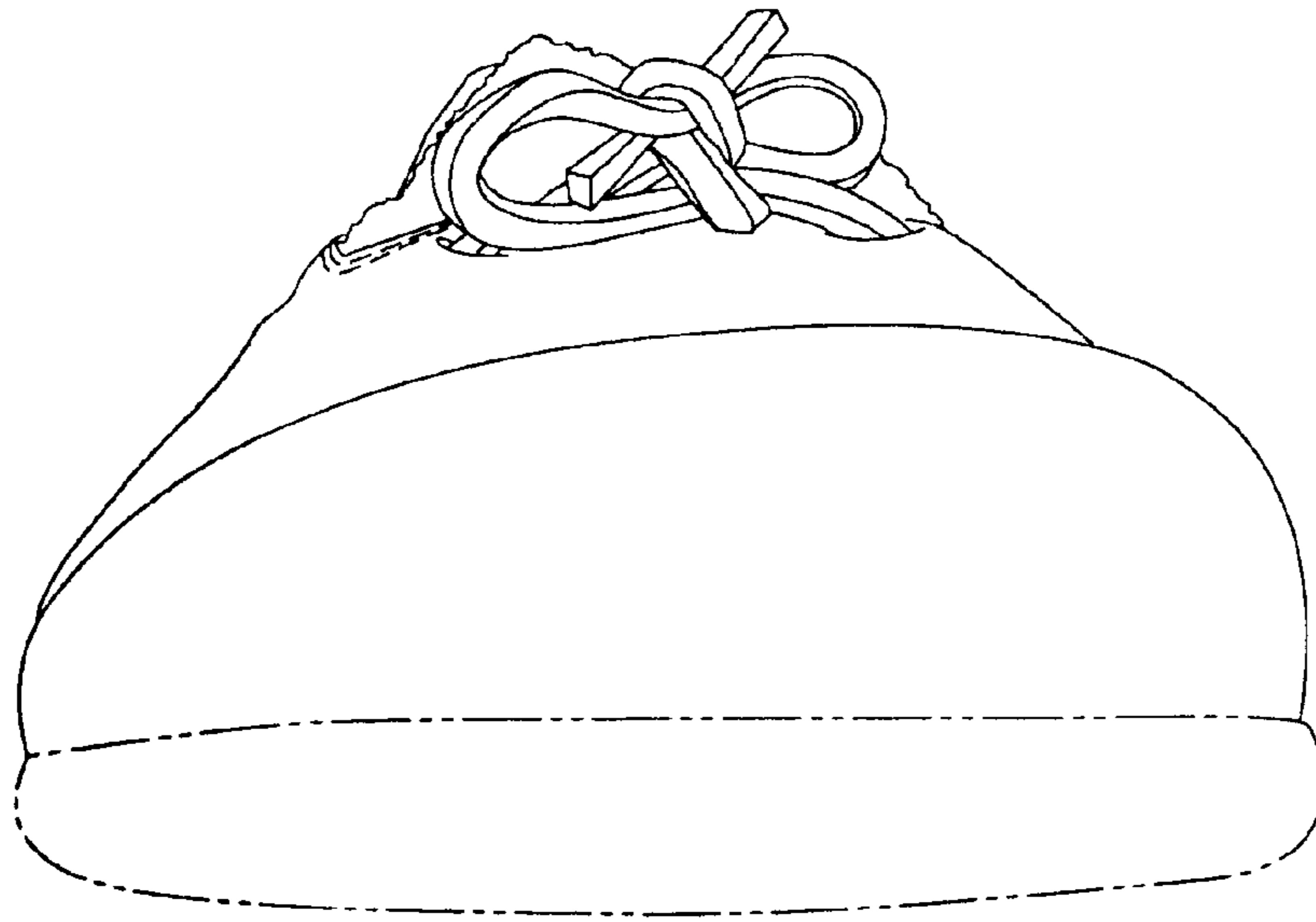


Fig. 5

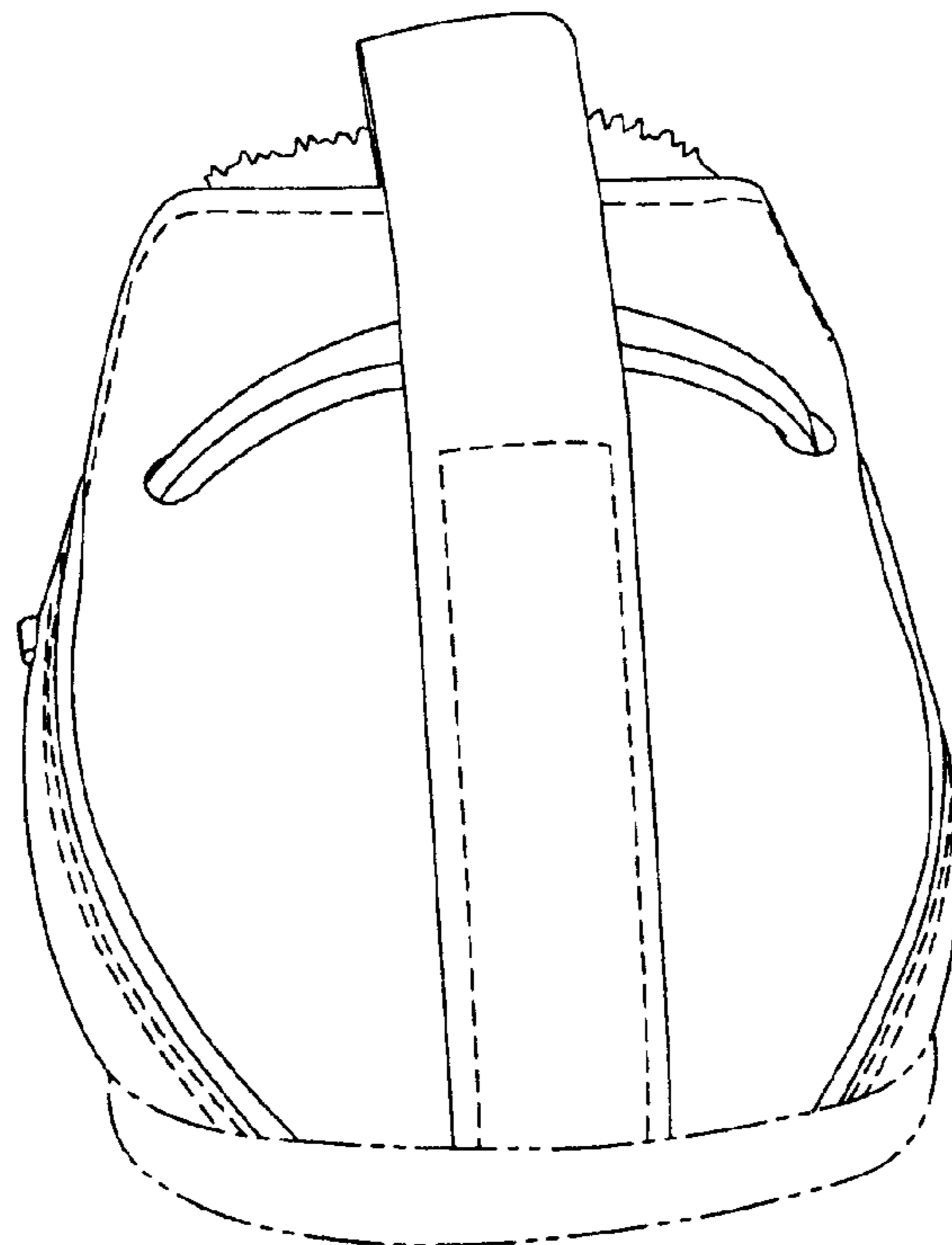


Fig. 6