



US00D516788S

(12) **United States Design Patent**  
**Matis et al.**

(10) **Patent No.:** **US D516,788 S**  
(45) **Date of Patent:** **\*\* Mar. 14, 2006**

(54) **FOOTWEAR UPPER**

D505,002 S \* 5/2005 Matis et al. .... D2/969

(75) Inventors: **Clark A. Matis**, Charlotte, VT (US);  
**Lucio Bandini**, Montebelluna (IT)

(73) Assignee: **Wolverine World Wide, Inc.**,  
Rockford, MI (US)

(\*\*) Term: **14 Years**

(21) Appl. No.: **29/206,557**

(22) Filed: **Jun. 1, 2004**

(51) **LOC (8) Cl.** ..... **02-99**

(52) **U.S. Cl.** ..... **D2/969**

(58) **Field of Classification Search** ..... D2/902,  
D2/907, 908, 910, 943-945, 969, 972-974;  
36/45, 50.1, 77 M, 77 R, 83, 88, 113, 114,  
36/126-130

See application file for complete search history.

(56) **References Cited**

**U.S. PATENT DOCUMENTS**

- D108,105 S \* 1/1938 Pick ..... D2/945
- D270,111 S \* 8/1983 Migdow ..... D2/907
- D406,448 S \* 3/1999 Rask ..... D2/972
- D504,762 S \* 5/2005 Matis et al. .... D2/969

**OTHER PUBLICATIONS**

Merrell Spring 2004 Catalog, p 12.  
Merrell Spring 2002 Catalog, pp 14, 16, 20, 21.

\* cited by examiner

*Primary Examiner*—Dominic Simone

(74) *Attorney, Agent, or Firm*—Warner Norcross & Judd


(57) **CLAIM**

The ornamental design for footwear upper, as shown and described.

**DESCRIPTION**

FIG. 1 is a perspective view of the footwear upper embodying the new design;  
FIG. 2 is a top plan view thereof;  
FIG. 3 is a right side elevational view thereof;  
FIG. 4 is a left side elevational view thereof;  
FIG. 5 is a front elevational view thereof; and,  
FIG. 6 is a rear elevational view thereof.  
FIGS. 1-6 show a sole in broken lines. The sole is shown for environmental purposes and does not form any part of the claimed design.

**1 Claim, 4 Drawing Sheets**



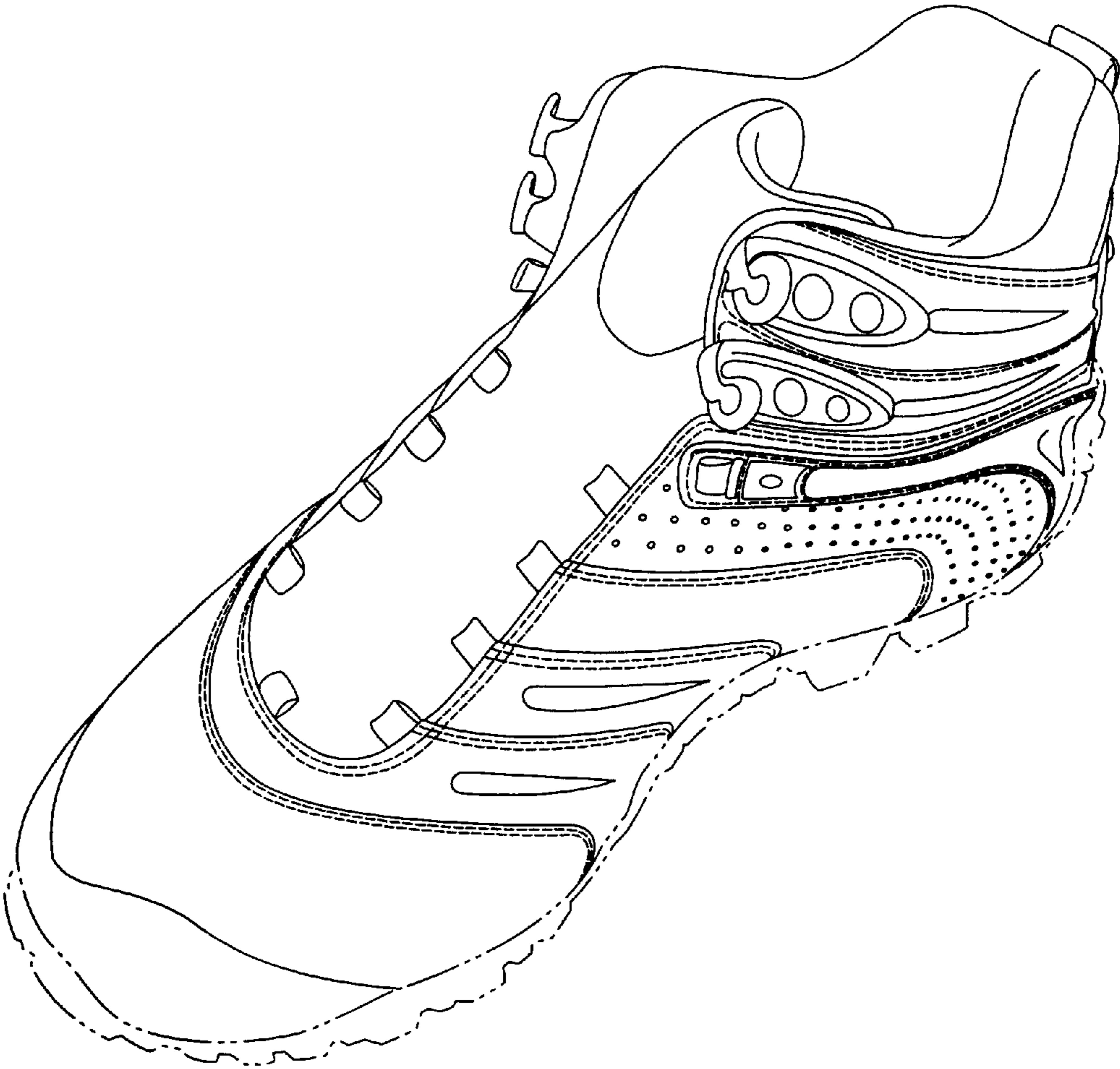


Fig. 1

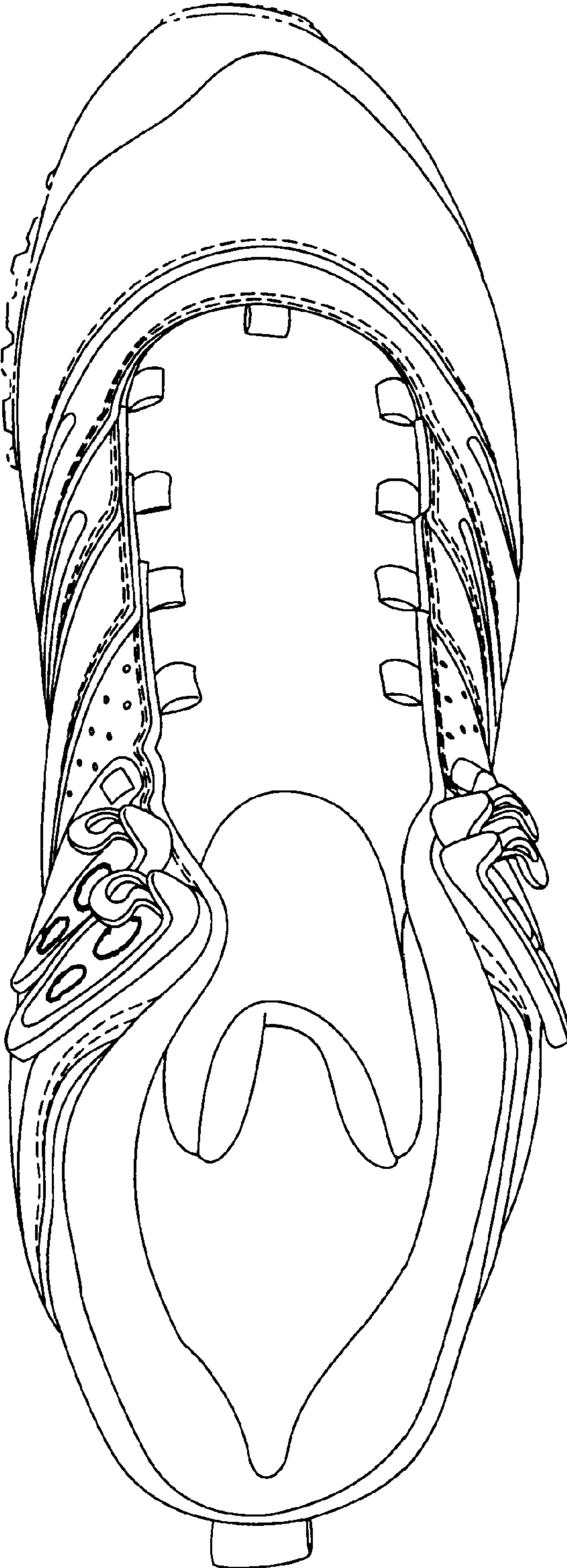


Fig. 2




Fig. 3




Fig. 4

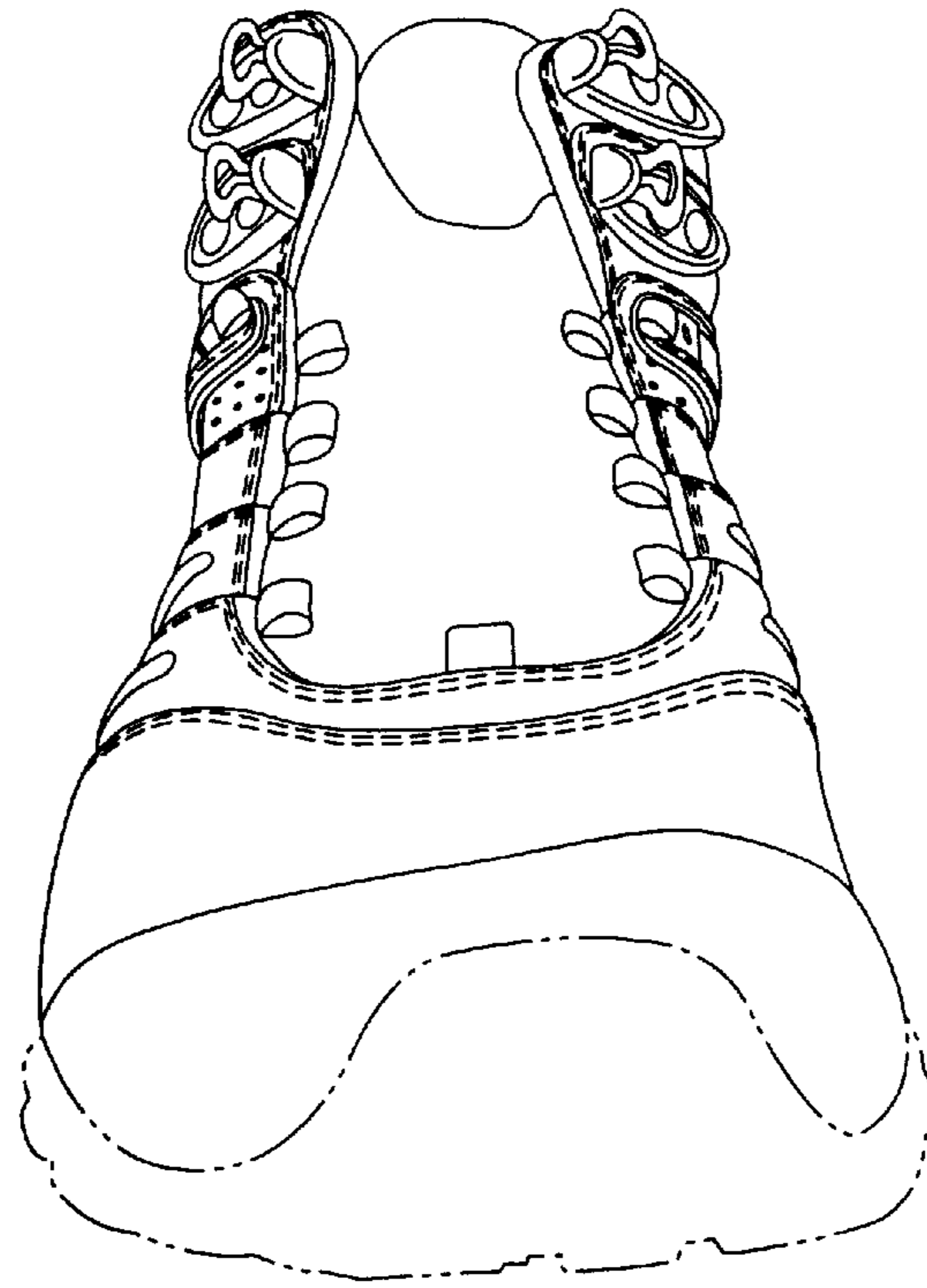


Fig. 5

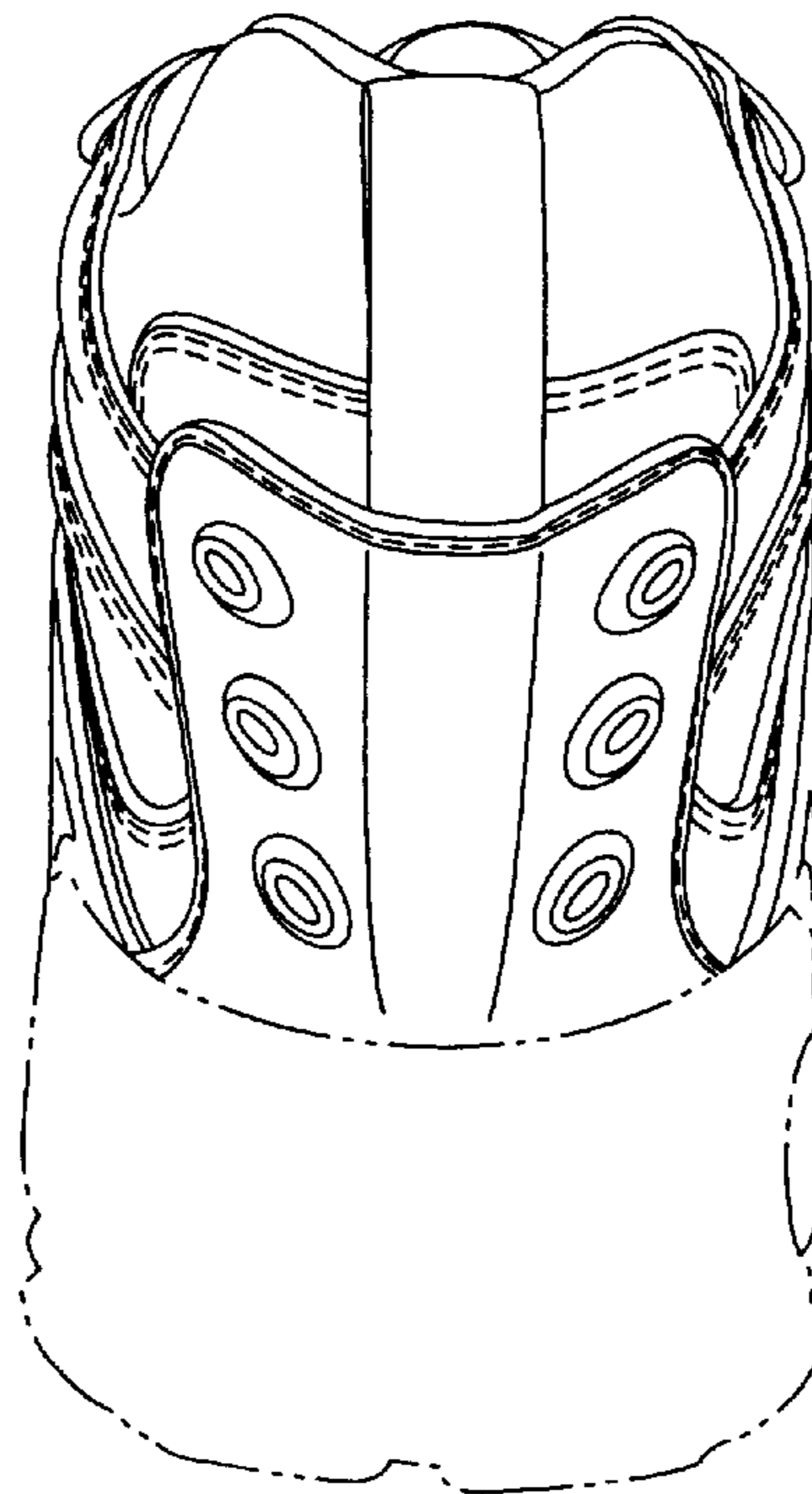


Fig. 6