



US00D516765S

(12) **United States Design Patent**
Lee

(10) **Patent No.:** **US D516,765 S**
(45) **Date of Patent:** **** Mar. 7, 2006**

(54) **SOLEPLATE WITHOUT PATTERN FOR AN ELECTRONIC STEAM IRON**

(75) Inventor: **Wai Chung Lee, Hong Kong (HK)**

(73) Assignee: **Koninklijke Philips Electronics, N.V., Eindhoven (NL)**

(**) Term: **14 Years**

(21) Appl. No.: **29/223,065**

(22) Filed: **Feb. 8, 2005**

(30) **Foreign Application Priority Data**

Aug. 16, 2004 (EM) 000216767-0003

(51) **LOC (8) Cl.** **07-05**

(52) **U.S. Cl.** **D32/71**

(58) **Field of Classification Search** D32/68-72;
38/69, 74, 75, 77.1, 77.2, 77.3, 77.4, 77.5,
38/77.6, 77.7, 77.8, 77.81, 77.9, 81, 93; 219/245-248
See application file for complete search history.

(56) **References Cited**

U.S. PATENT DOCUMENTS

D130,826 S * 12/1941 Norbeck D32/71

D349,986 S * 8/1994 Correa D32/70
D416,656 S * 11/1999 Sadler D32/70
D428,228 S * 7/2000 Saltet D32/70
D429,048 S * 8/2000 Brady D32/71
6,134,817 A * 10/2000 Fourny et al. 38/93

* cited by examiner

Primary Examiner—Alan P. Douglas
Assistant Examiner—Lavone D. Tabor

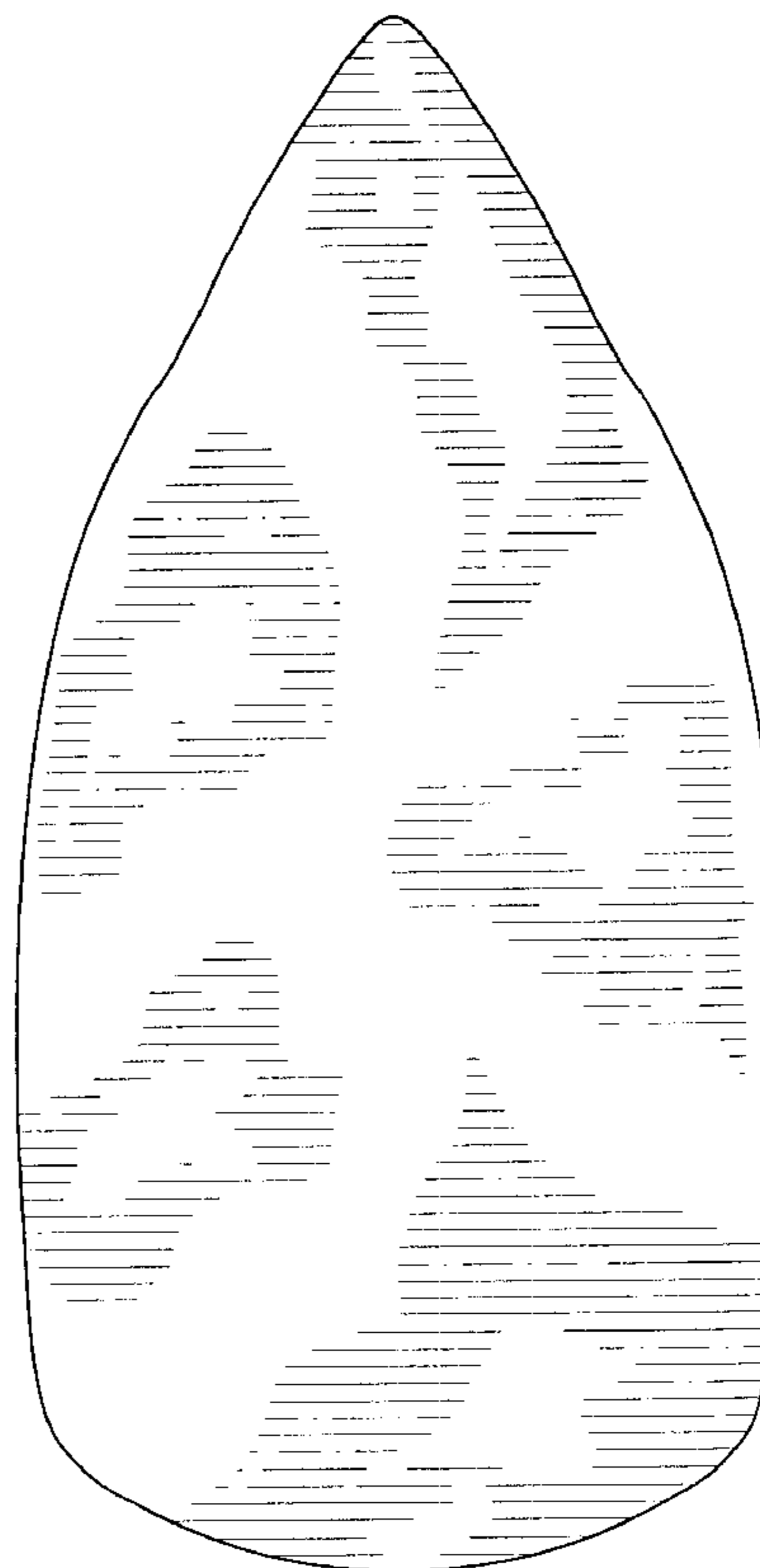
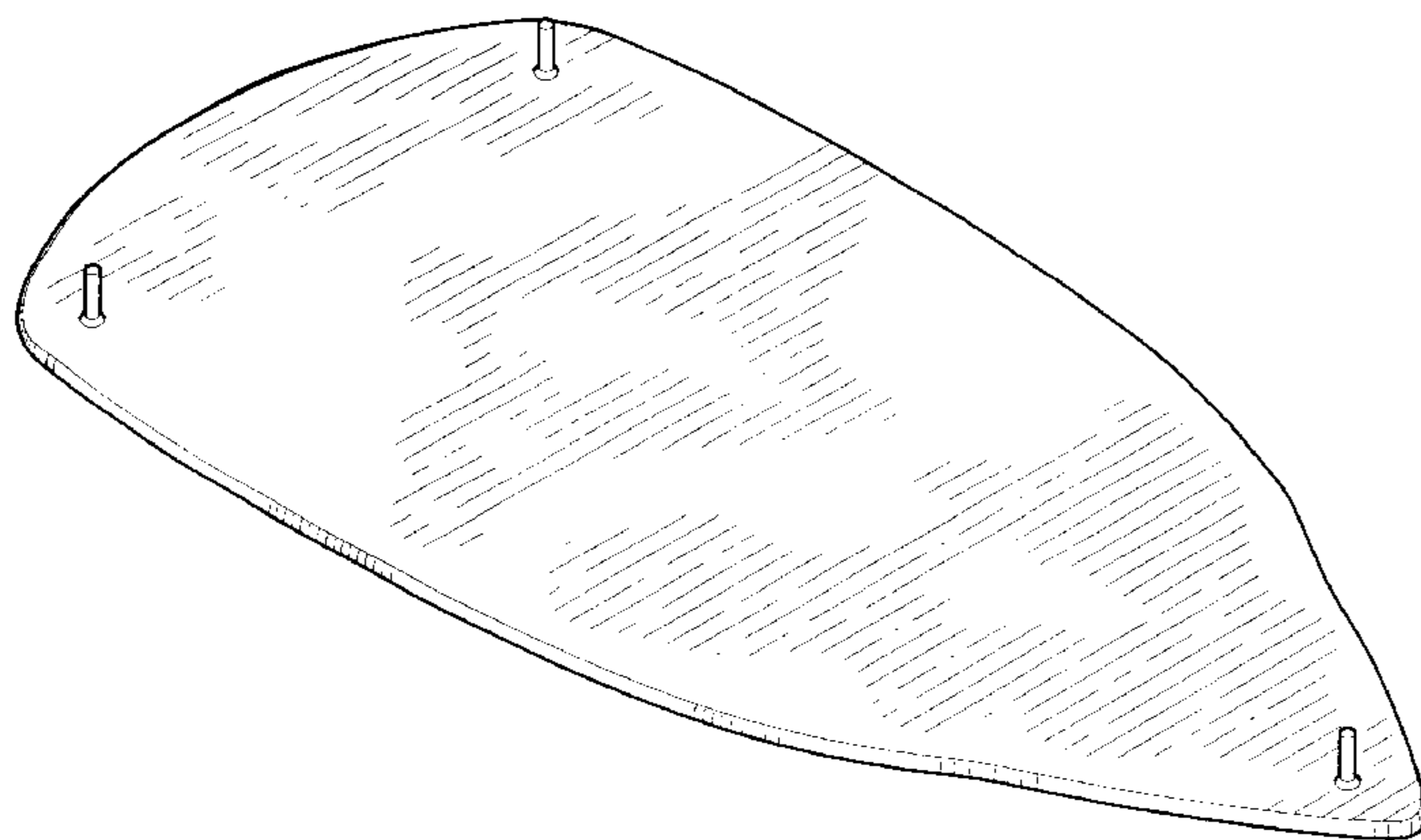
(57) **CLAIM**

The ornamental design for a soleplate without pattern for an electronic steam iron, as shown

DESCRIPTION

FIG. 1 is a perspective view showing my design;
FIG. 2 is a front elevational view thereof;
FIG. 3 is a rear elevational view thereof;
FIG. 4 is a right side elevational view thereof;
FIG. 5 is a left side elevational view thereof;
FIG. 6 is a top plan view thereof; and,
FIG. 7 is a bottom plan view thereof.

1 Claim, 4 Drawing Sheets



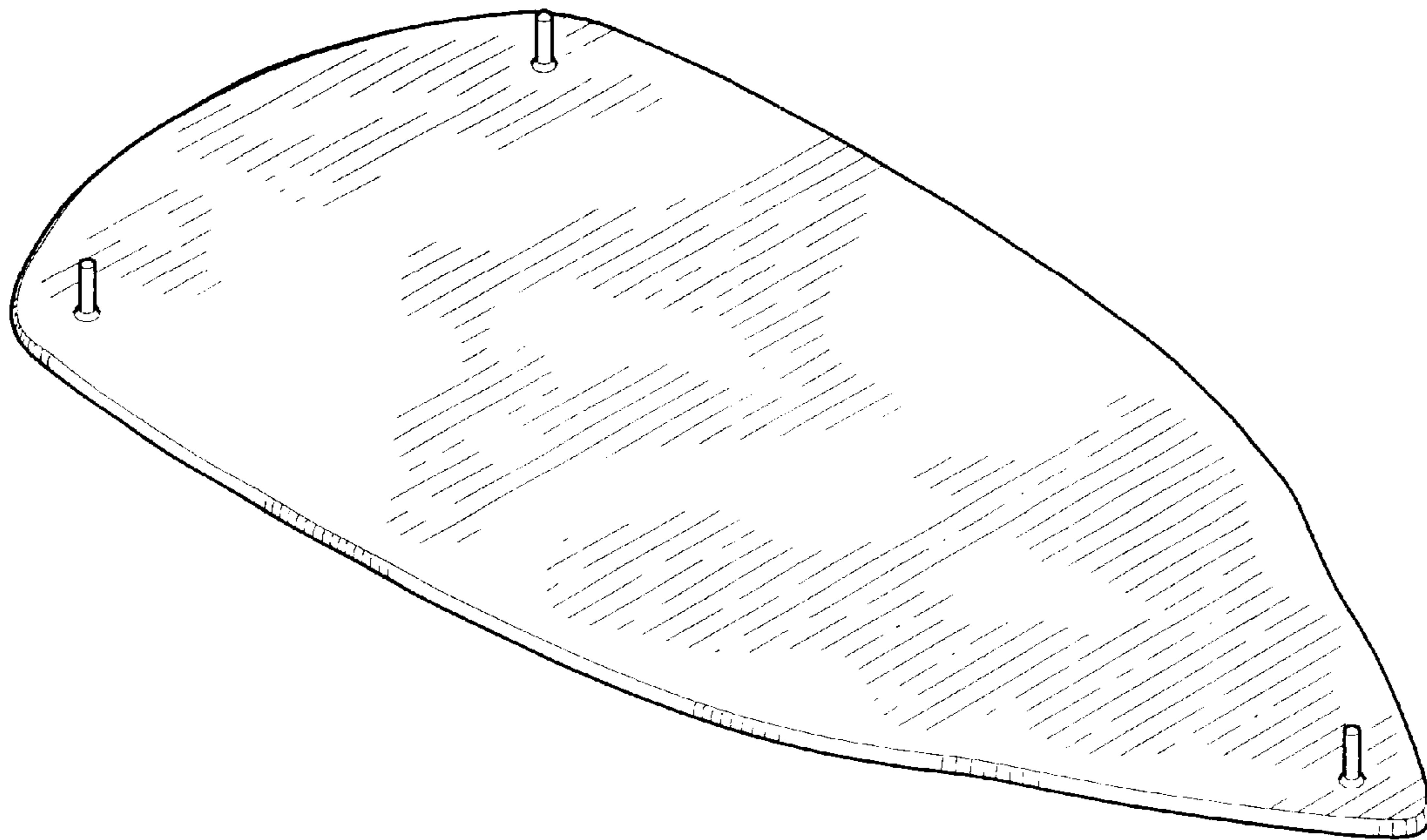


FIG. 1

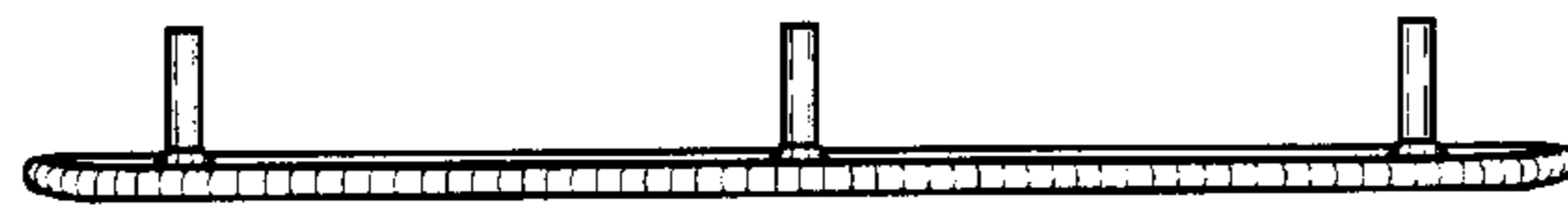


FIG. 2

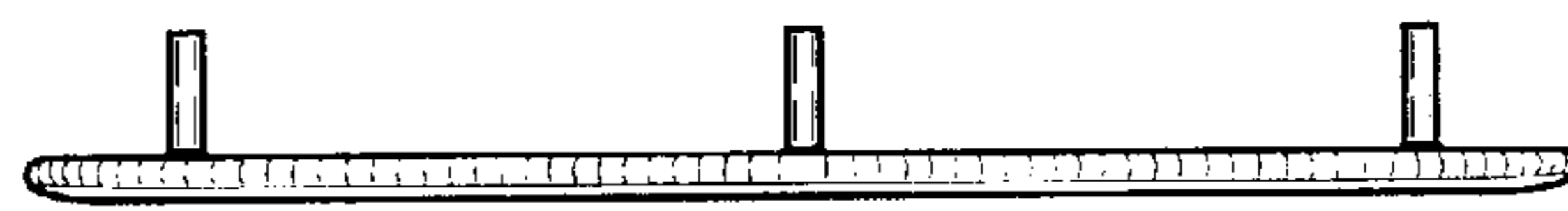


FIG. 3



FIG. 4




FIG. 5

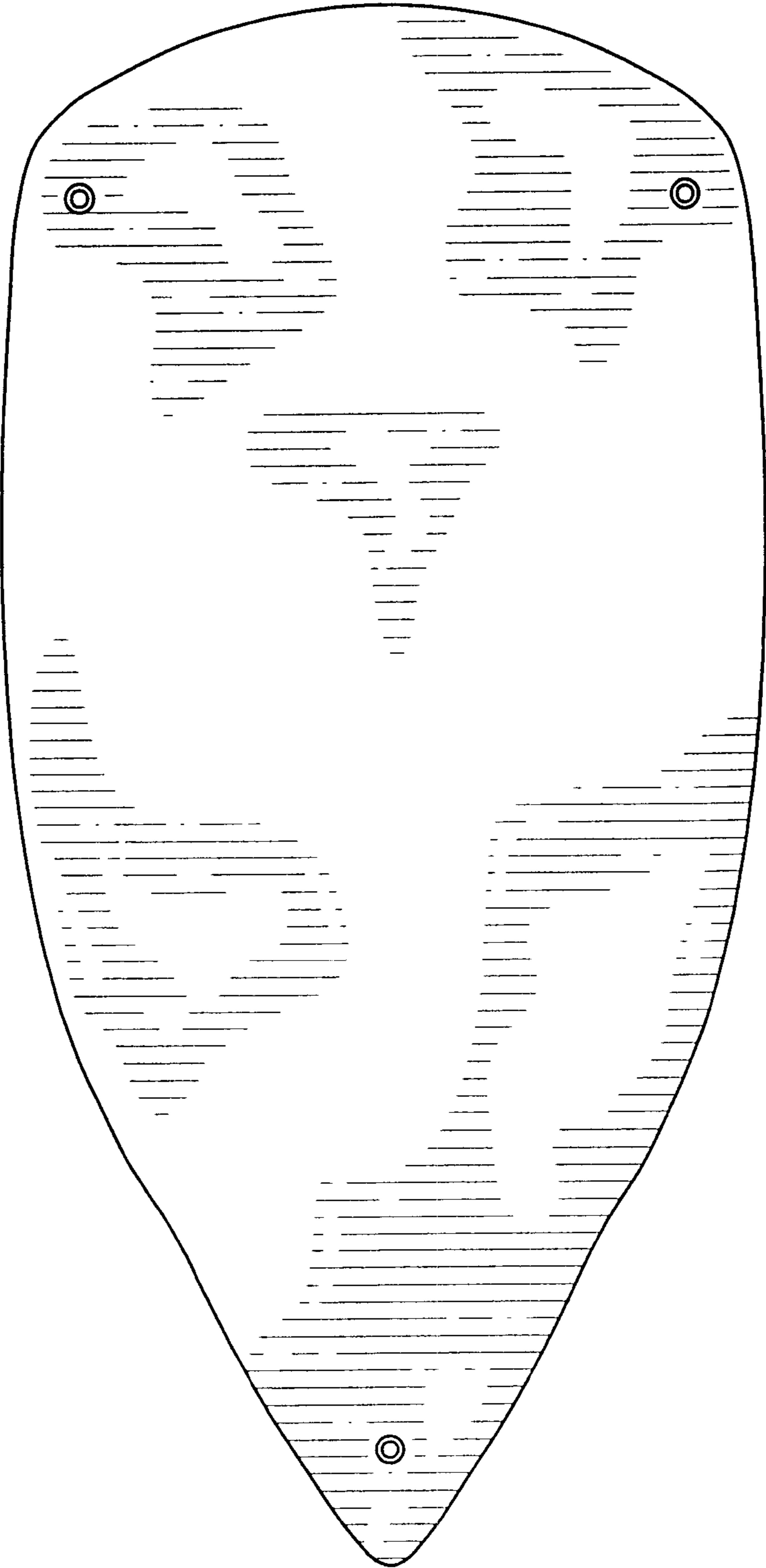


FIG. 6




FIG. 7