



US00D516761S

(12) **United States Design Patent**  
**Moine et al.**

(10) **Patent No.:** **US D516,761 S**  
(45) **Date of Patent:** **\*\* Mar. 7, 2006**

(54) **HANDLE FOR A PORTABLE CLEANING MACHINE**

(75) Inventors: **David W. Moine**, North Canton, OH (US); **Ronald J. Stephens**, Rittman, OH (US); **William G. Alford**, Canton, OH (US); **Richard S. Parr**, Uniontown, OH (US)

(73) Assignee: **The Hoover Company**, North Canton, OH (US)

(\*\*) Term: **14 Years**

(21) Appl. No.: **29/216,349**

(22) Filed: **Nov. 2, 2004**

(51) **LOC (8) Cl.** ..... **15-05**

(52) **U.S. Cl.** ..... **D32/34**

(58) **Field of Classification Search** ..... D32/15-16,  
D32/21, 22, 25, 30-34; 15/50.1, 79.1, 320-323,  
15/337, 339, 335, 340.1, 347-353, 361, 410-411,  
15/415.1; 180/19.3; 55/337, DIG. 3, 345;  
95/271; 239/104

See application file for complete search history.

(56) **References Cited**

**U.S. PATENT DOCUMENTS**

D213,059 S \* 12/1968 Rogers ..... D32/30

6,108,862 A \* 8/2000 Frederick et al. .... 15/340.2  
D439,385 S \* 3/2001 Salo et al. .... D32/34  
D453,404 S \* 2/2002 Farone et al. .... D32/34  
D488,893 S \* 4/2004 Moine et al. .... D32/22  
D490,949 S \* 6/2004 Elrod et al. .... D32/31  
D502,789 S \* 3/2005 Alford ..... D32/34

\* cited by examiner

*Primary Examiner*—Ruth McInroy

(74) *Attorney, Agent, or Firm*—A. Burgess Lowe; Michael J. Corrigan

(57) **CLAIM**

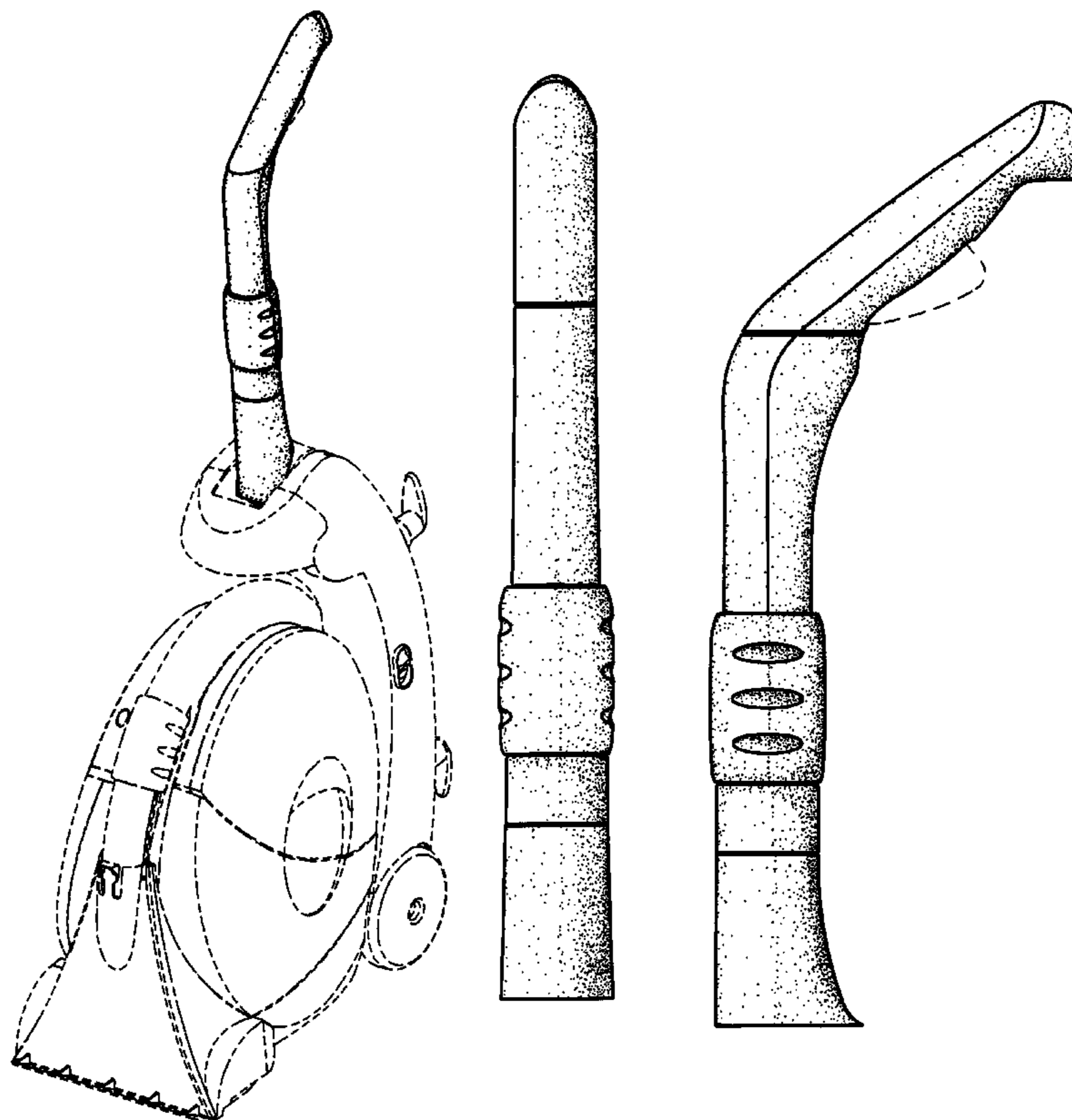
The ornamental design for a handle for a portable cleaning machine, as shown and described.

**DESCRIPTION**

FIG. 1 is a perspective view of a handle for a portable cleaning machine showing our new design; FIG. 2 is a right side view thereof; FIG. 3 is a front view thereof; FIG. 4 is a left side view thereof; FIG. 5 is a rear side view thereof; and, FIG. 6 is an enlarged top view thereof.

The portion shown in dashed lines is for illustrative purposes only and forms no part of the claimed design.

**1 Claim, 4 Drawing Sheets**



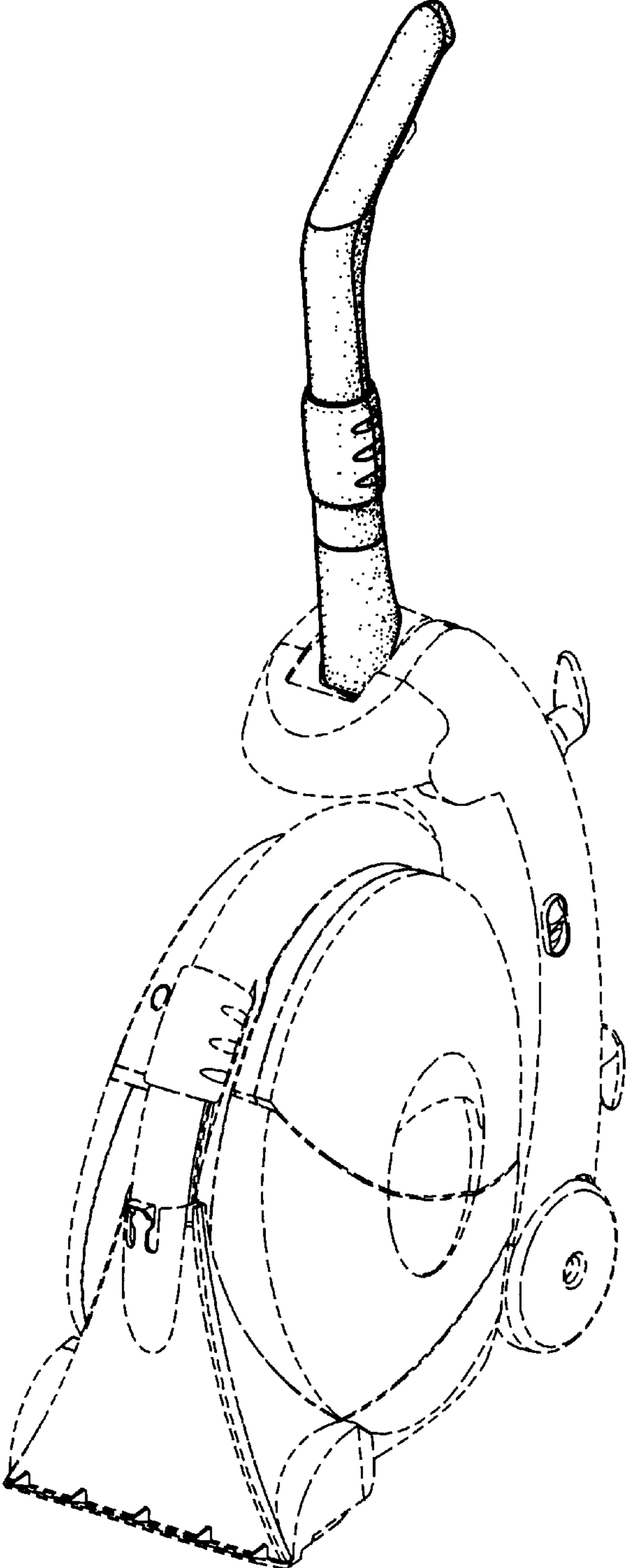


FIG-1

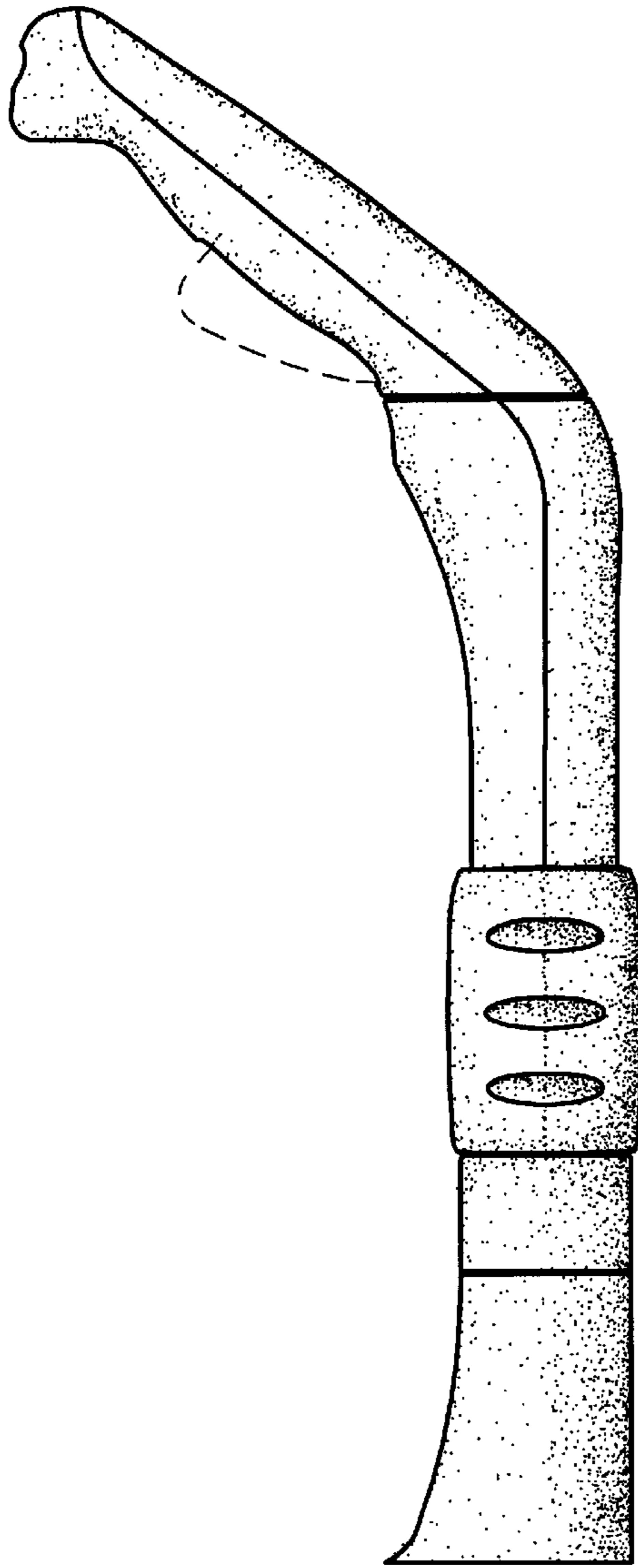


FIG-2

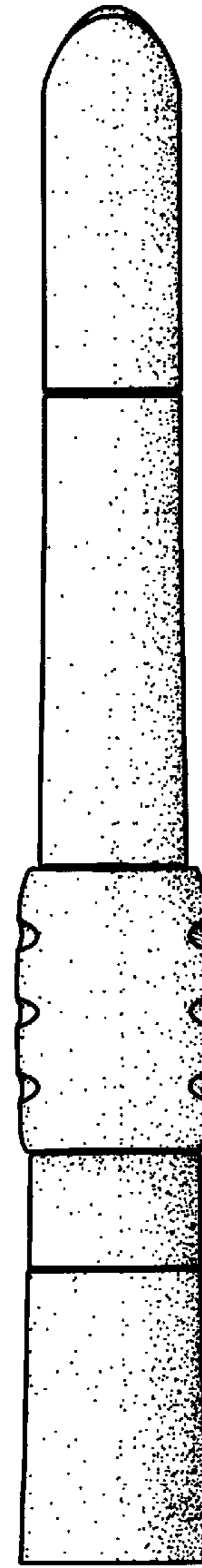


FIG-3

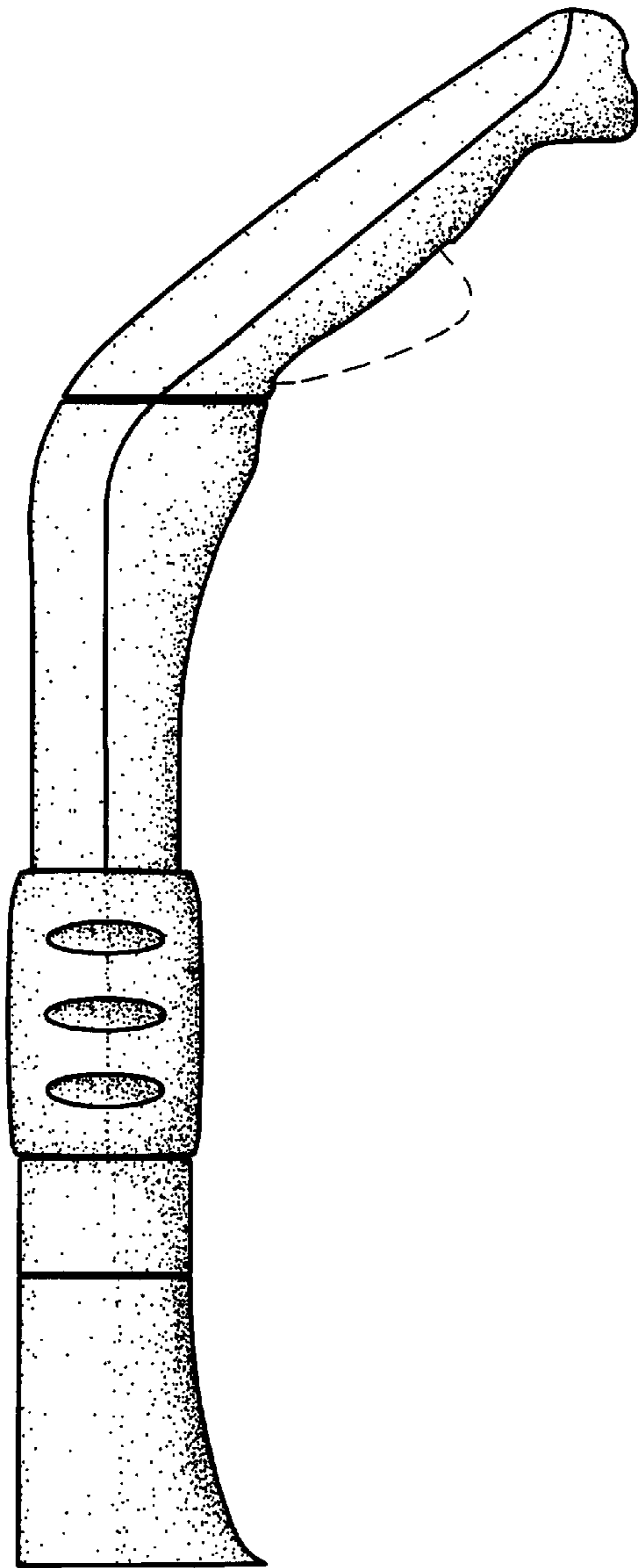


FIG-4

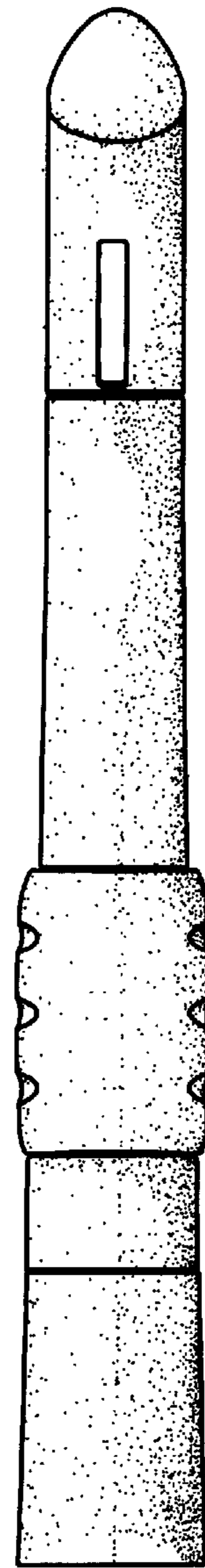


FIG-5

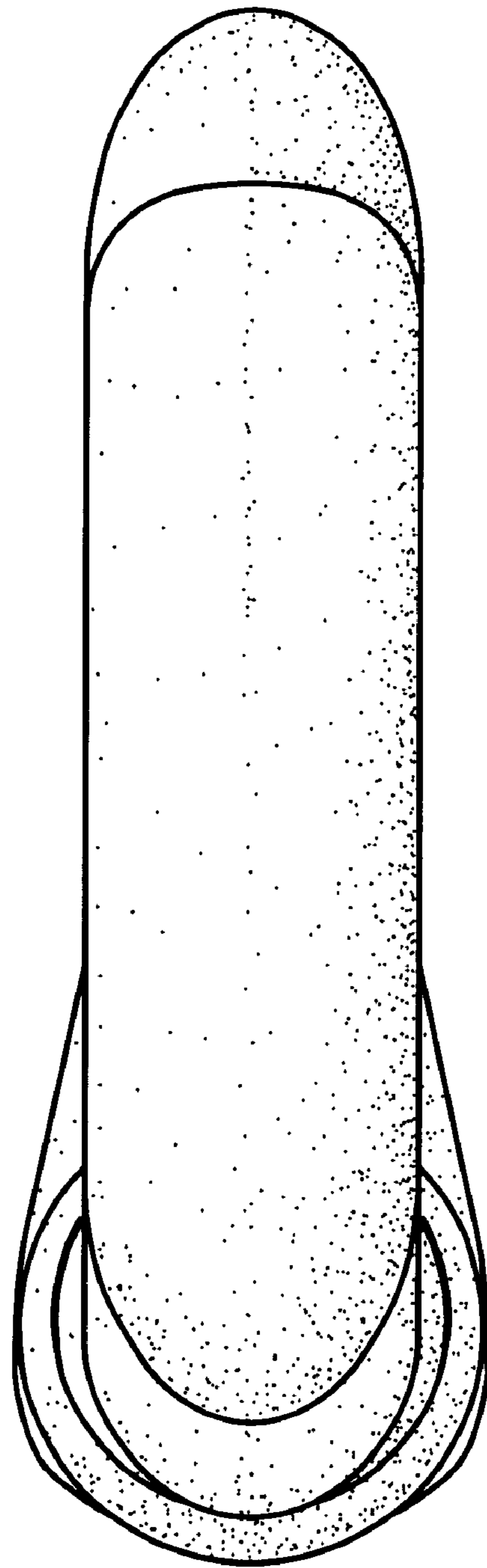


FIG-6