



US00D516755S

(12) **United States Design Patent**
Catalano

(10) **Patent No.:** **US D516,755 S**

(45) **Date of Patent:** **** Mar. 7, 2006**

(54) **COLLAR**

(76) **Inventor:** **Richard Catalano**, 100 W. 12th St.,
Apt. -5E, New York City, NY (US)
10011

(**) **Term:** **14 Years**

(21) **Appl. No.:** **29/218,593**

(22) **Filed:** **Dec. 2, 2004**

(51) **LOC (8) Cl.** **30-03**

(52) **U.S. Cl.** **D30/152**

(58) **Field of Classification Search** D30/151,
D30/152; 119/712, 714, 720, 724, 725, 654,
119/760, 762, 763-75, 792-94, 815, 821,
119/855-59, 862-65; 2/468, 338; 24/180,
24/188, 662, 625; D11/3, 12, 200; D2/627

See application file for complete search history.

(56) **References Cited**

U.S. PATENT DOCUMENTS

1,127,249 A * 2/1915 Hughes 119/654
1,341,900 A * 6/1920 Hanlon 119/856
4,491,090 A * 1/1985 Almeida 119/863

5,865,148 A * 2/1999 Aguirre et al. 119/856
D436,698 S * 1/2001 Noguero D30/152
D480,535 S * 10/2003 Hammond D2/627

* cited by examiner

Primary Examiner—Lucy Lieberman

Assistant Examiner—Susan Moon Lee

(74) *Attorney, Agent, or Firm*—Blakely, Sokoloff, Taylor &
Zafman, LLP

(57) **CLAIM**

The ornamental design for a collar, as shown.

DESCRIPTION

FIG. 1 is a front view of the collar of the invention.

FIG. 2 is a rear view of the collar of FIG. 1.

FIG. 3 is a right side view of the collar of FIG. 1.

FIG. 4 is a left side view of the collar of FIG. 1.

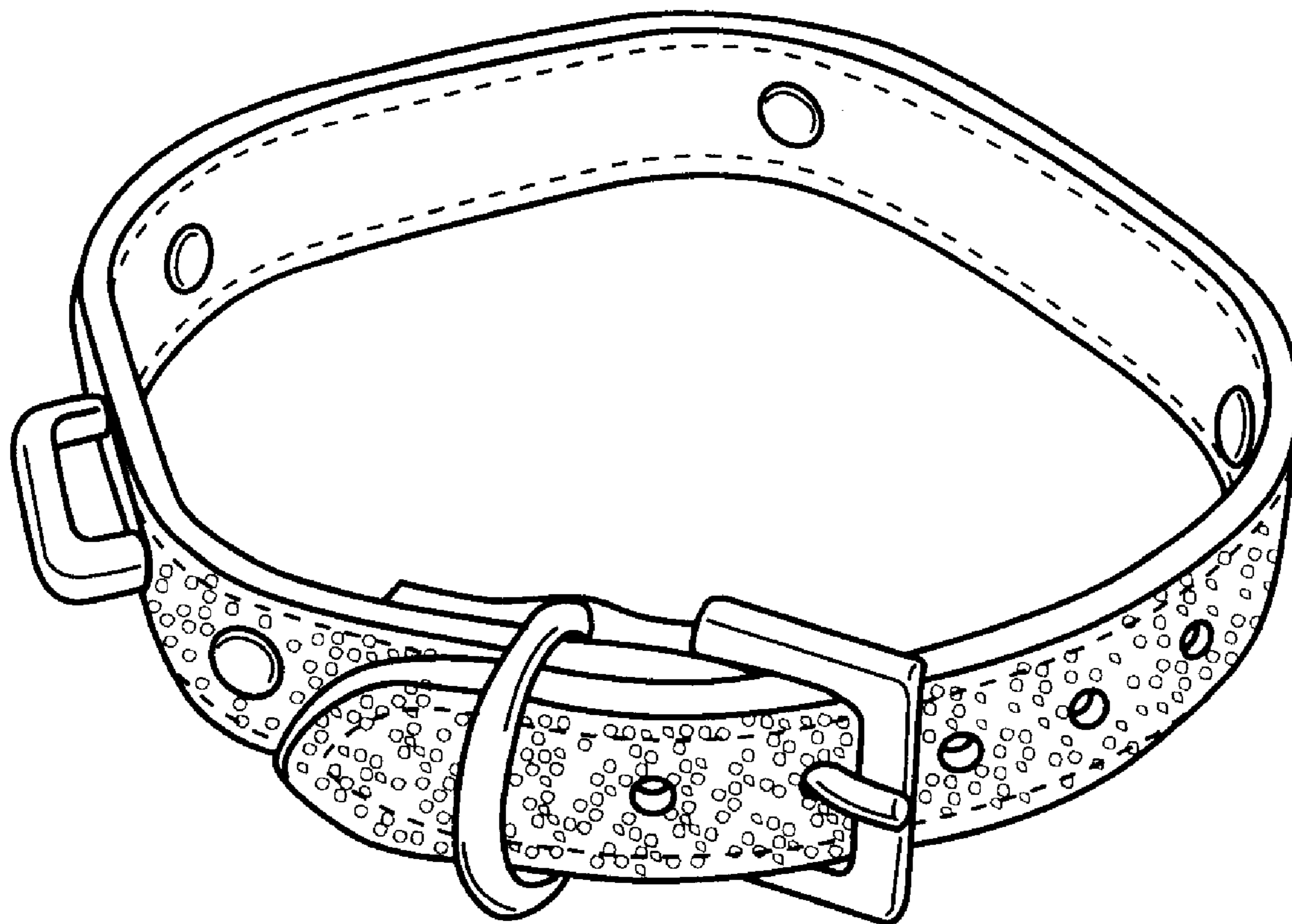
FIG. 5 is an end view of the collar of FIG. 1.

FIG. 6 is an opposing end view of the collar of FIG. 1.

FIG. 7 is a front perspective view of the collar of FIG. 1
shown in a buckled configuration; and,

FIG. 8 is a back perspective view of the collar of FIG. 1
shown in a buckled configuration.

1 Claim, 4 Drawing Sheets



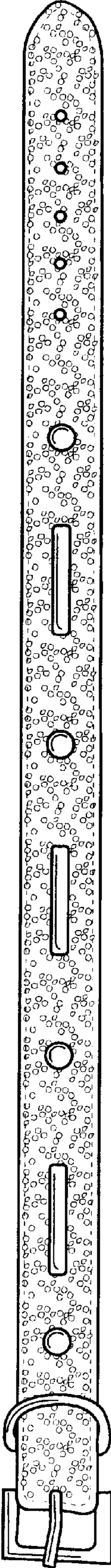


FIG. 1

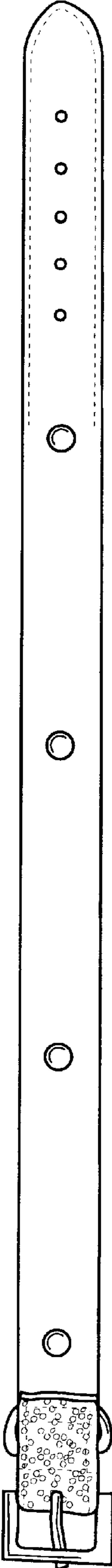


FIG. 2

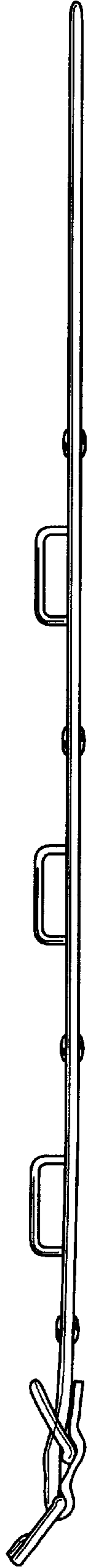


FIG. 3

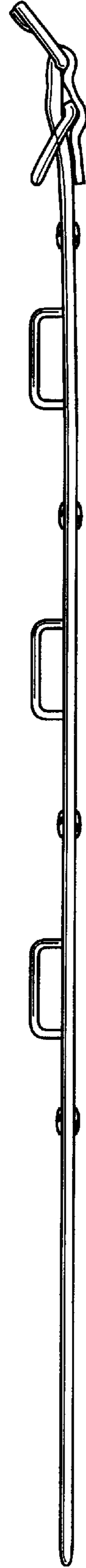


FIG. 4

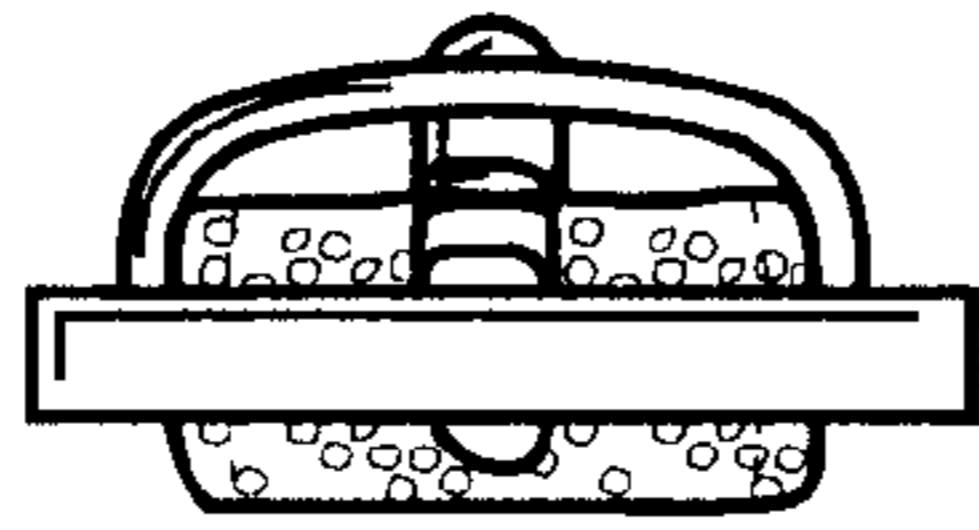


FIG. 5

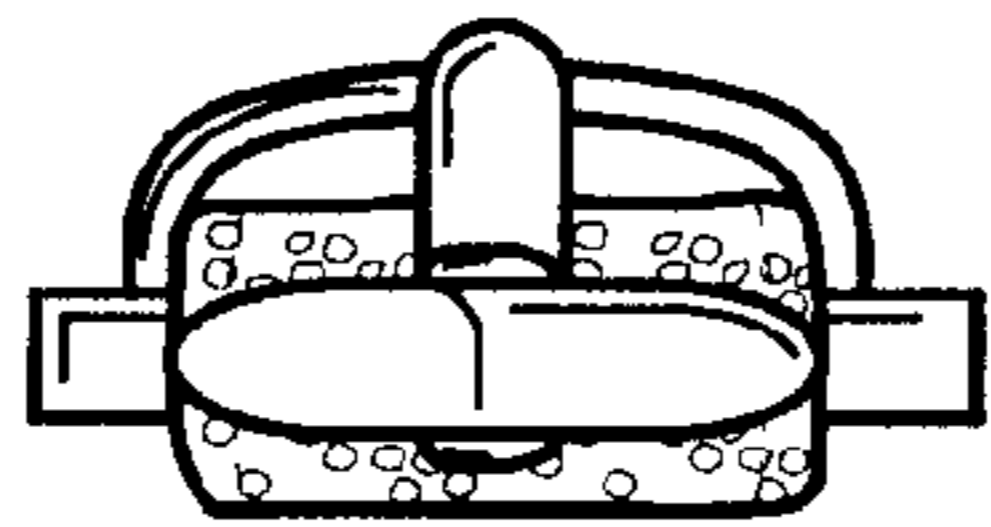


FIG. 6

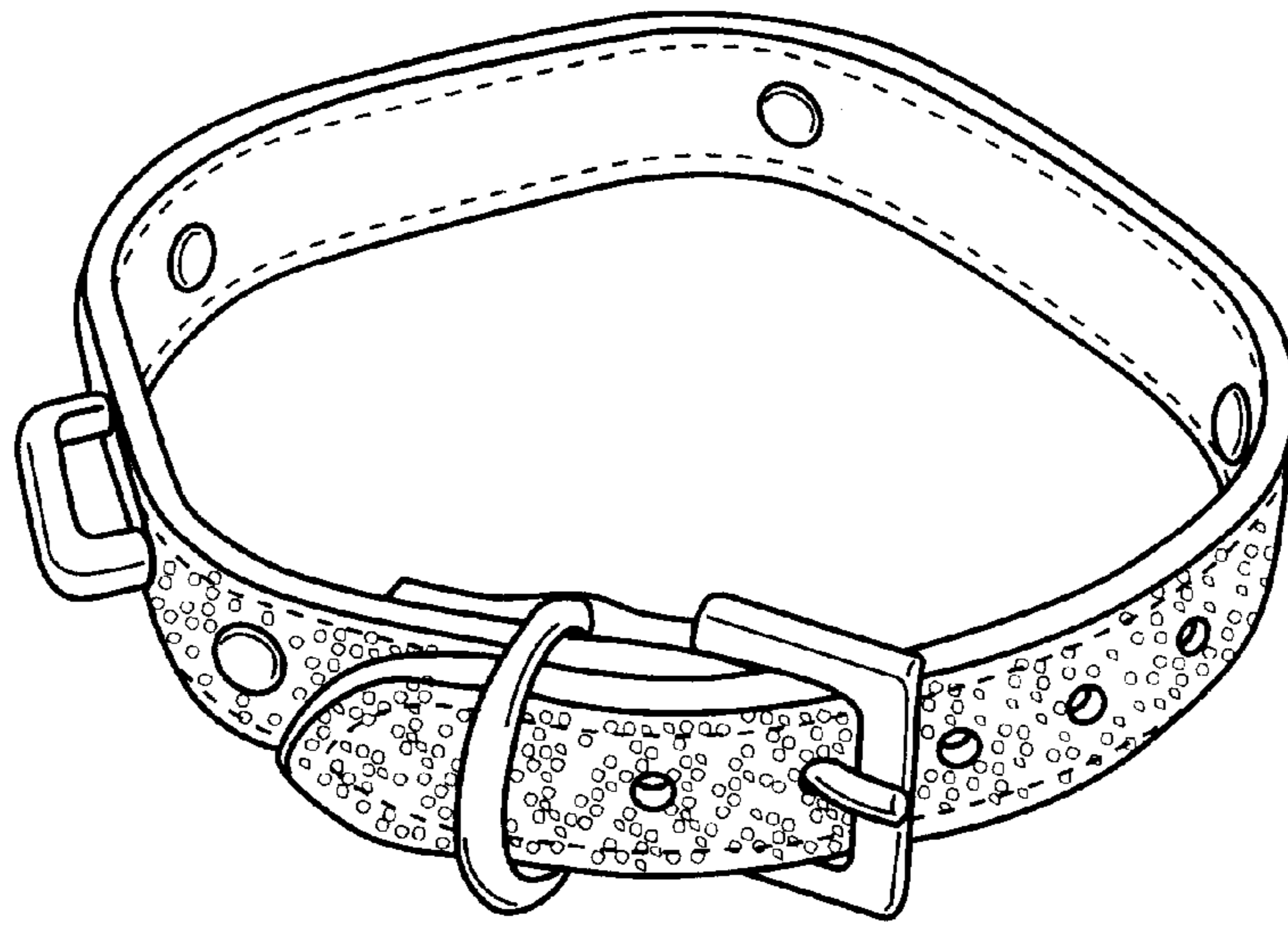


FIG. 7

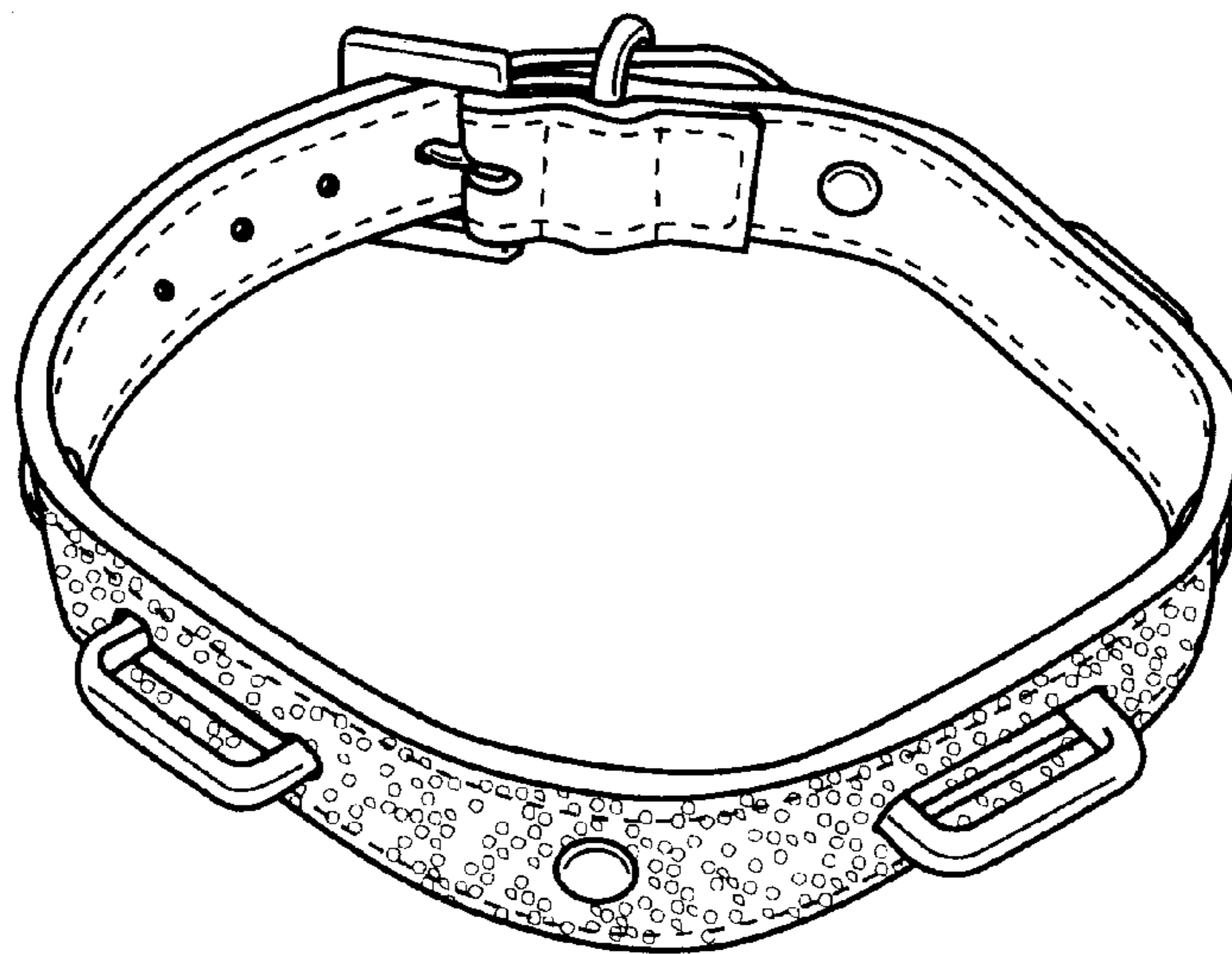


FIG. 8