



US00D516753S

(12) **United States Design Patent**
Grissom

(10) **Patent No.:** **US D516,753 S**
(45) **Date of Patent:** **** Mar. 7, 2006**

(54) **PROTECTIVE KNITTED GLOVE**
(75) **Inventor:** **Amos M. Grissom**, Cullman, AL (US)
(73) **Assignee:** **Lakeland Industries**, Ronkonkoma, NY (US)
(**) **Term:** **14 Years**

2,025,710 A * 12/1935 Beemer D29/113
4,573,220 A * 3/1986 Baker D29/113
D412,048 S * 7/1999 Schiazza D2/610
6,009,557 A * 1/2000 Witta 2/159
6,209,137 B1 * 4/2001 Wallick 2/161.1

* cited by examiner

Primary Examiner—Robert A. Delehanty
(74) *Attorney, Agent, or Firm*—John Lezdey & Assoc

(21) **Appl. No.:** **29/224,509**
(22) **Filed:** **Mar. 3, 2005**

(57) **CLAIM**

The ornamental design of the protective knitted glove, as shown.

(51) **LOC (8) Cl.** **02-06**
(52) **U.S. Cl.** **D29/113**
(58) **Field of Classification Search** D2/610,
D2/646–621, 623; D29/113, 116.2, 117.1,
D29/117.2, 123; 2/16, 159–163, 910, 917;
D24/190

DESCRIPTION

FIG. 1 is a side elevation view of a protective knitted glove showing my new design.
FIG. 2 is a left end elevational view thereof.
FIG. 3 is a right end elevational view thereof.
FIG. 4 is a bottom plan view thereof.
FIG. 5 is a top plan view thereof; and,
FIG. 6 is a perspective view of the glove as worn.

See application file for complete search history.

(56) **References Cited**
U.S. PATENT DOCUMENTS

1,362,461 A * 12/1920 Anast D29/113

1 Claim, 1 Drawing Sheet



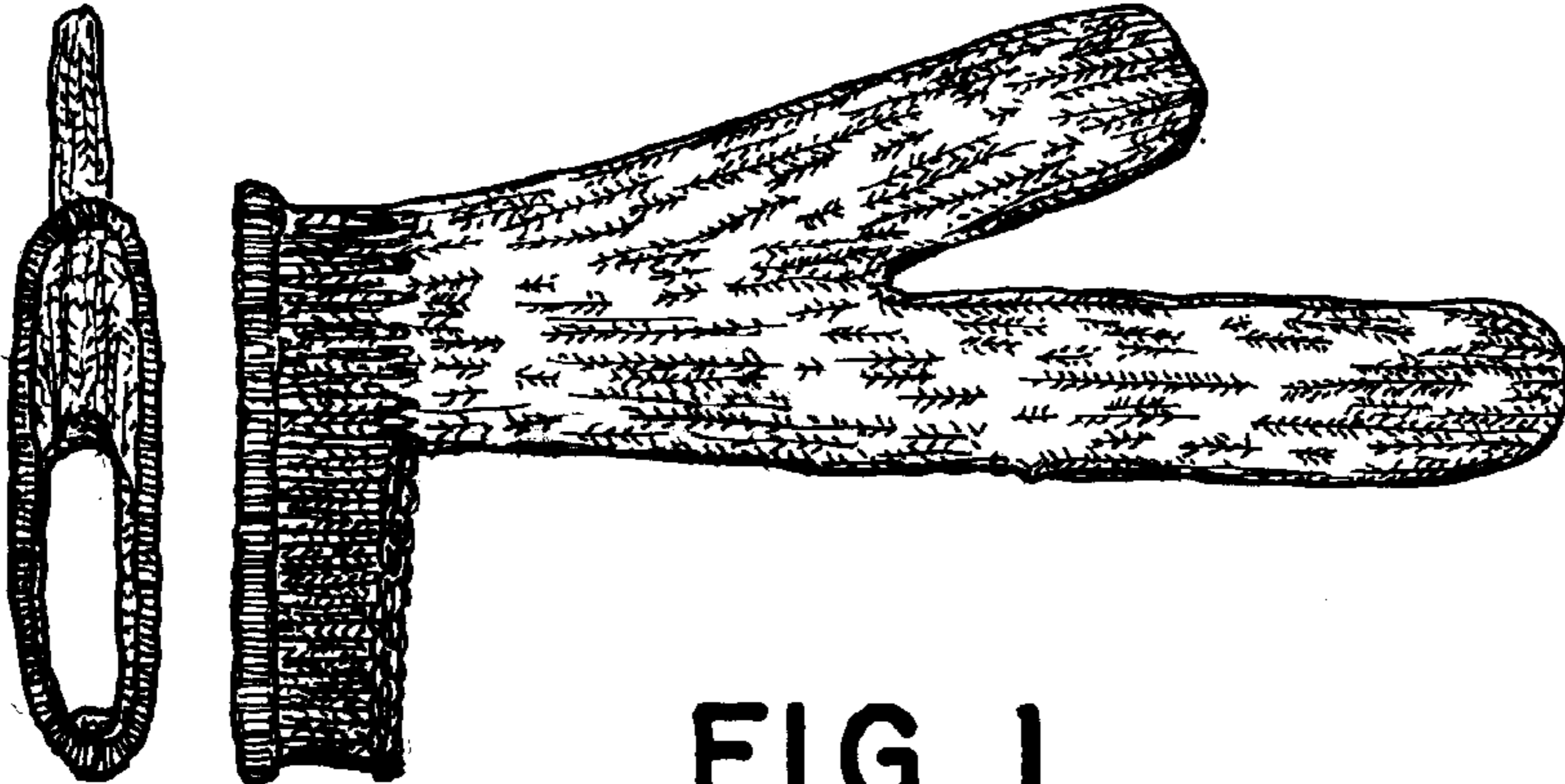


FIG. 1



FIG. 2



FIG. 3




FIG. 4



FIG. 5

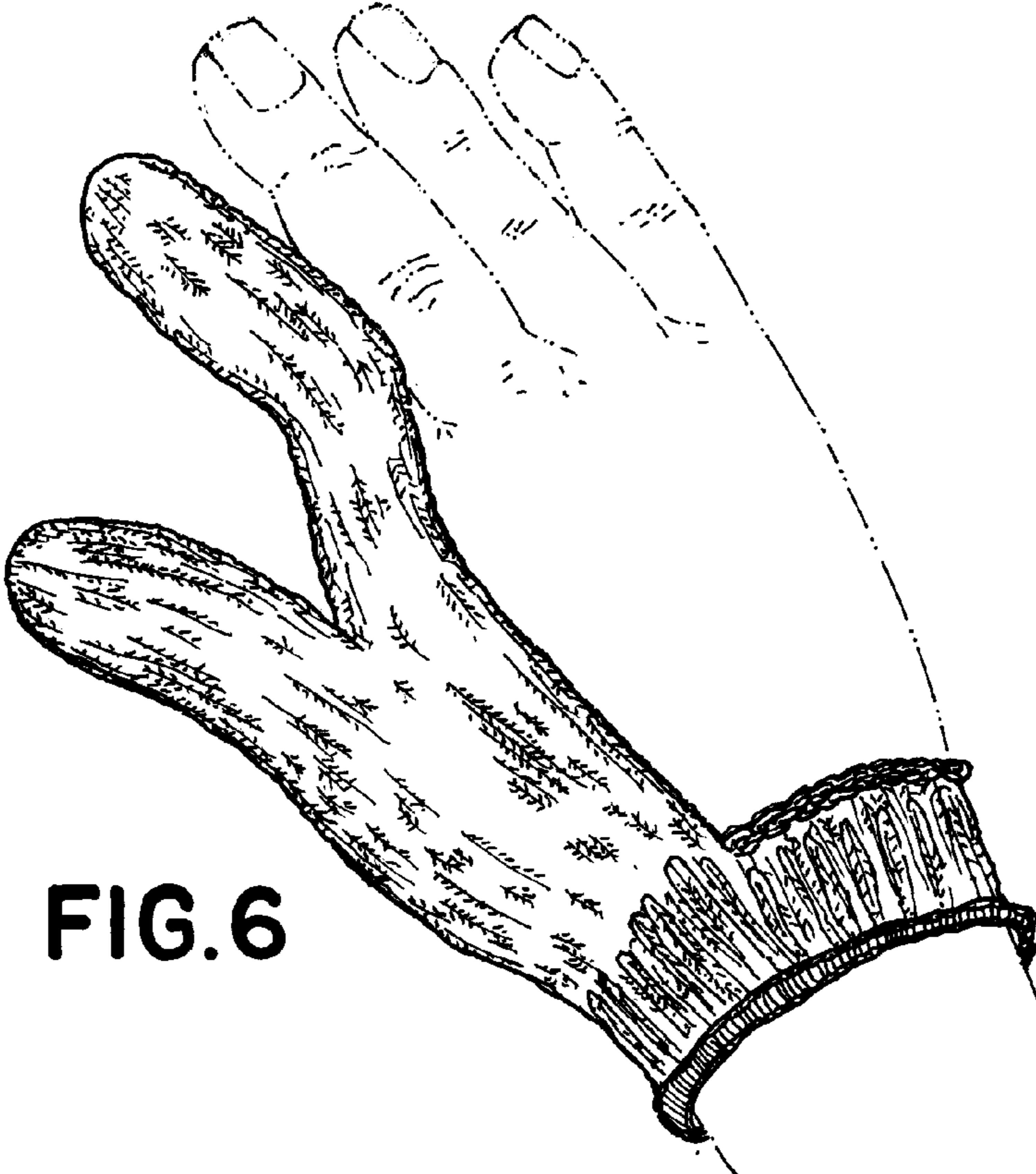


FIG. 6