



US00D516742S

(12) **United States Design Patent**
Jackel-Marken

(10) **Patent No.:** **US D516,742 S**

(45) **Date of Patent:** **** Mar. 7, 2006**

(54) **COSMETIC BLOCK**

(75) **Inventor:** **Ingrid Jackel-Marken, Pasadena, CA (US)**

(73) **Assignee:** **Physicians Formula Cosmetics, Inc., Azusa, CA (US)**

(**) **Term:** **14 Years**

(21) **Appl. No.:** **29/218,336**

(22) **Filed:** **Dec. 1, 2004**

(51) **LOC (8) Cl. 28-03**

(52) **U.S. Cl. D28/4**

(58) **Field of Classification Search D28/4, D28/8.1, 8.2; 424/63, 69, 401, 467; D14/489, D14/492; D24/101, 102; 132/293, 294, 303, 132/305**

See application file for complete search history.

(56) **References Cited**

U.S. PATENT DOCUMENTS

1,694,946 A	12/1928	Kole
D150,635 S	8/1948	Landsman
3,125,490 A	3/1964	Hershberg
4,650,672 A	3/1987	Yagita et al.
D307,335 S	4/1990	Scalamandre et al.
6,058,942 A	5/2000	Eng
D427,724 S	7/2000	Longo
6,085,759 A	7/2000	Joulia
D430,345 S	8/2000	van der Hagen
D447,836 S	9/2001	Beaujean
D452,038 S	12/2001	Yang
D452,587 S	12/2001	Look
D453,973 S	2/2002	Look

D465,305 S	11/2002	Thorpe et al.
D466,249 S	11/2002	Jackel-Marken
D470,973 S	2/2003	Jackel-Marken
D470,974 S	2/2003	Jackel-Marken
D471,317 S	3/2003	Jackel-Marken
D480,507 S	10/2003	Jackel-Marken
D480,508 S	* 10/2003	Jackel-Marken D28/4
2004/0043048 A1	* 3/2004	Nomura et al. 424/401

FOREIGN PATENT DOCUMENTS

JP	59044205	3/1984
JP	60067408	4/1985

* cited by examiner

Primary Examiner—Jennifer Rivard

(74) *Attorney, Agent, or Firm*—Michael E. Dergosits; Samuel S. Lee

(57) **CLAIM**

The ornamental design for a cosmetic block, as shown and described.

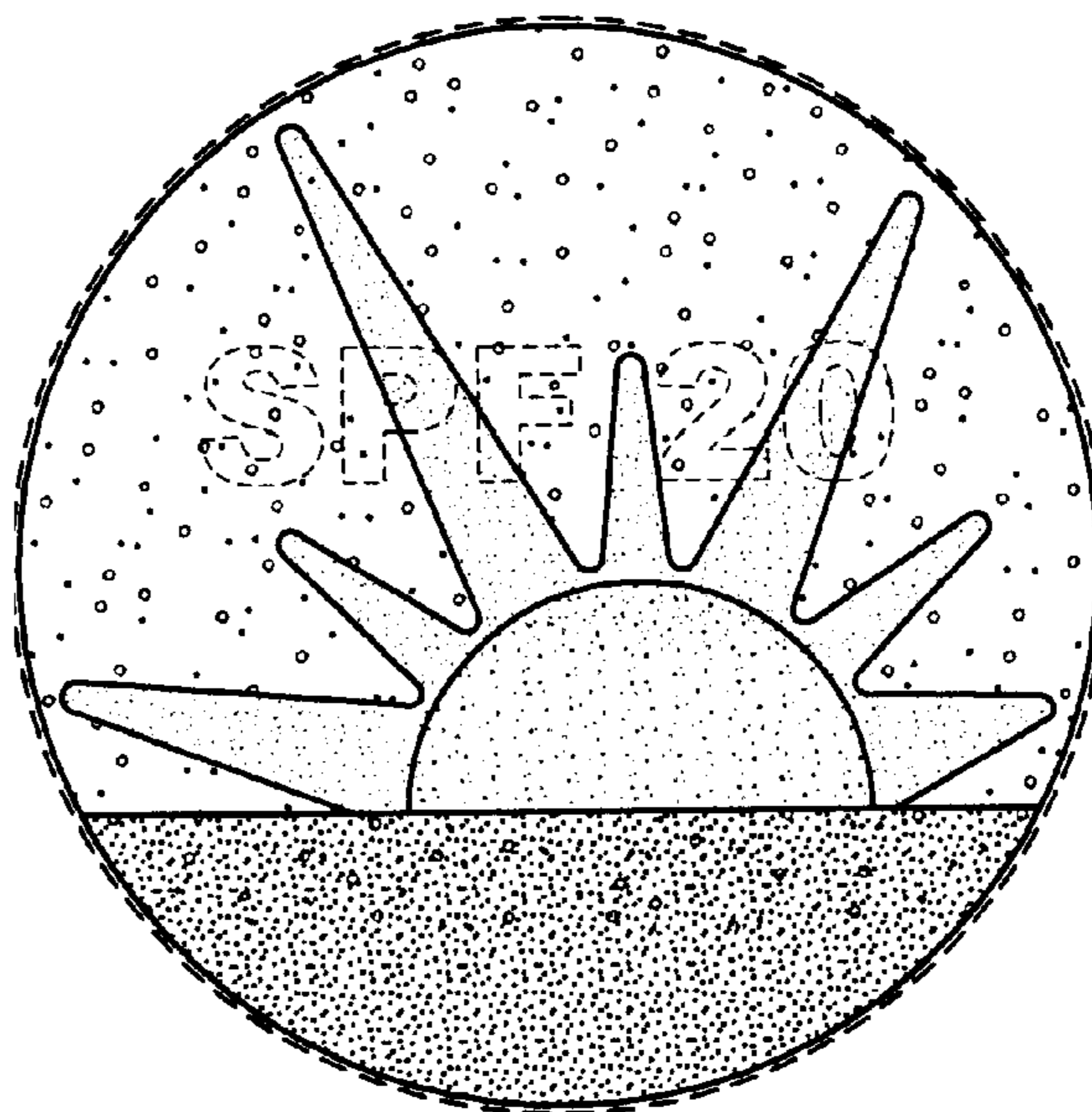
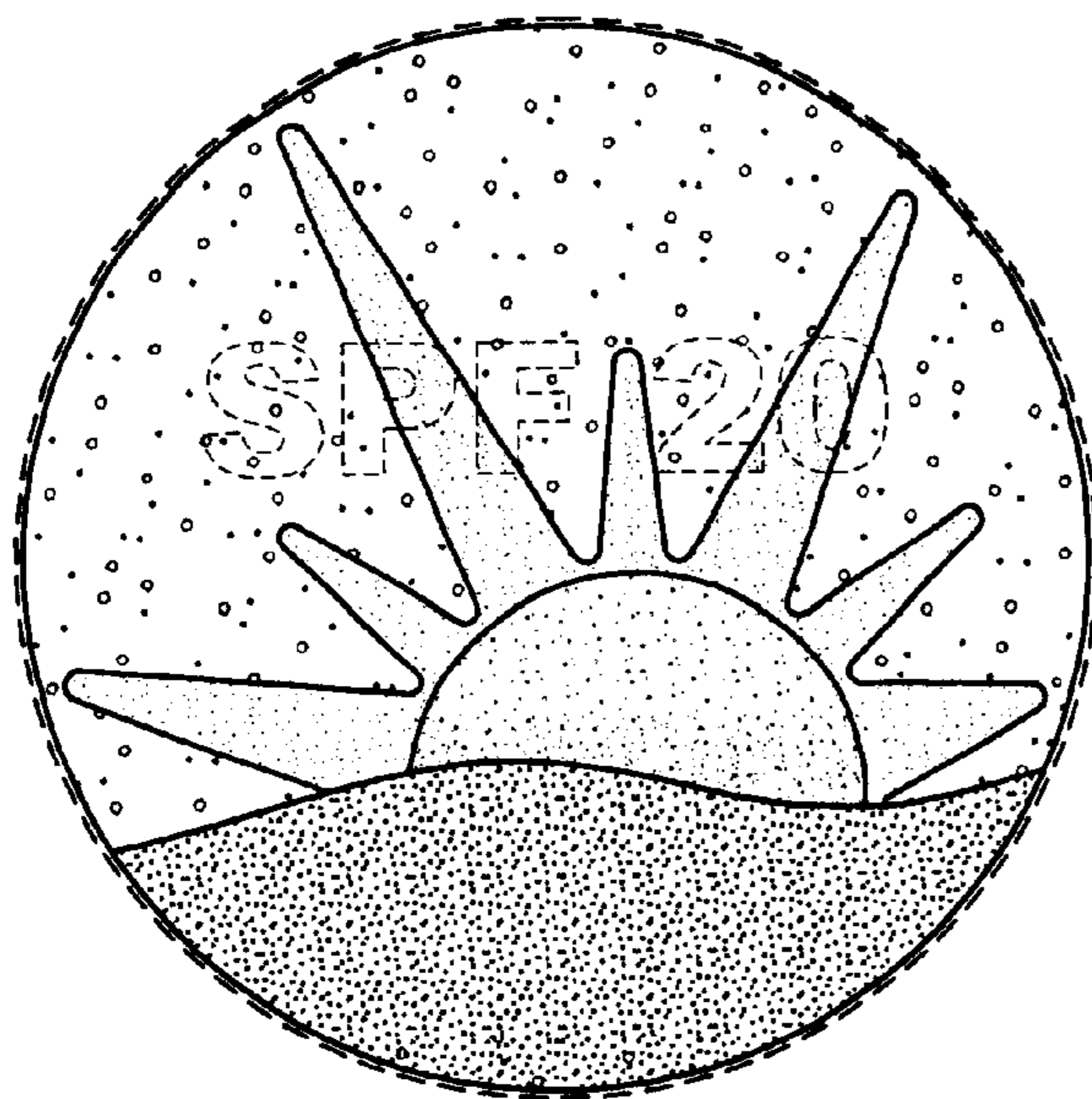
DESCRIPTION

FIG. 1 is a top plan view of a cosmetic block showing my new design; and,

FIG. 2 is a top plan view of a second embodiment thereof, the difference being the configuration of the horizon.

The bottom plan view of the cosmetic block for each of these embodiments is a flat unornamented surface. The "SPF 20" shown in broken lines in each of these drawings is for illustrative purposes and forms no part of the claimed design. The container shown in broken lines in each of these drawings is for illustrative purposes and forms no part of the claimed design.

1 Claim, 1 Drawing Sheet



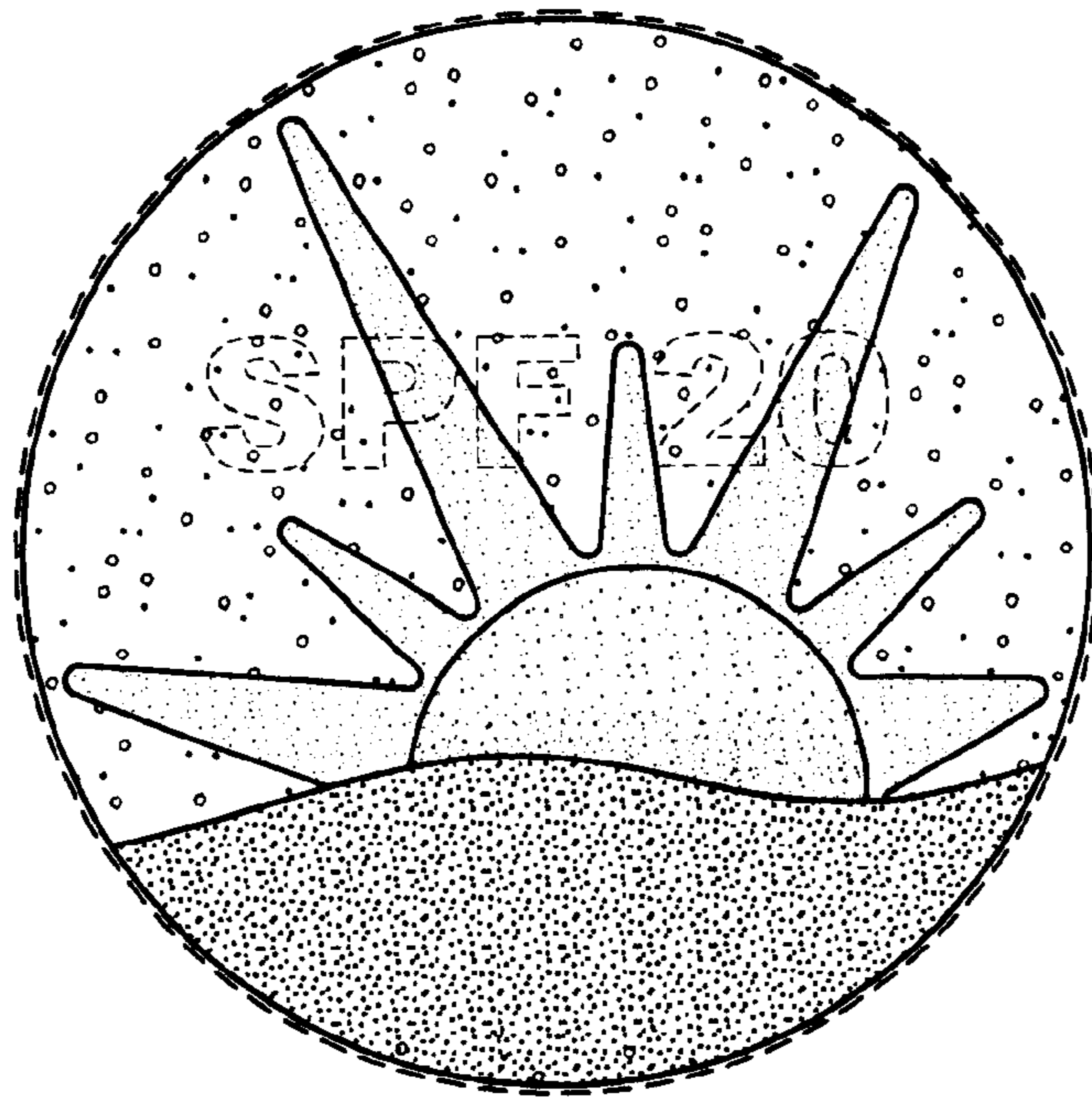


FIG. 1

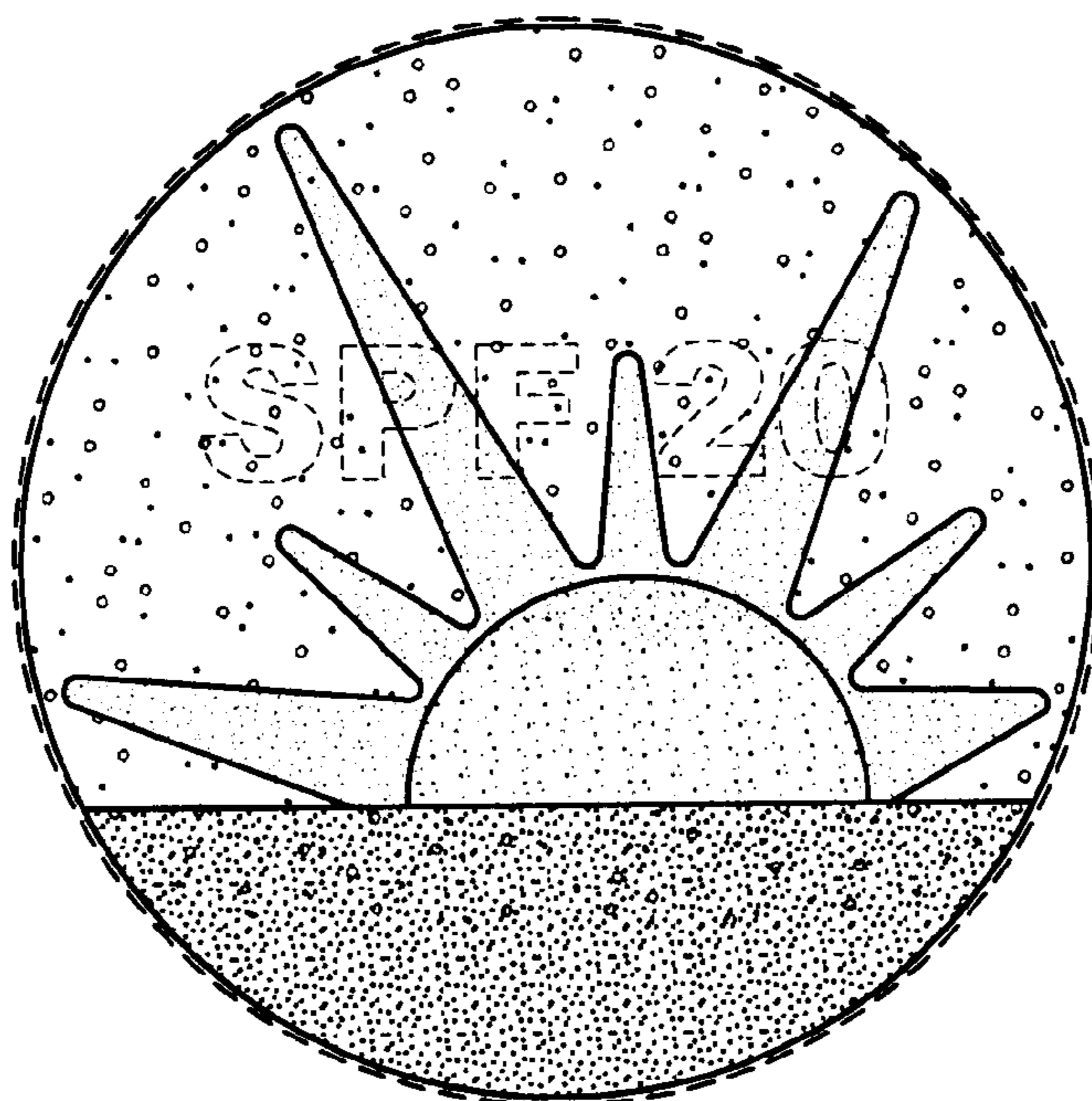


FIG. 2