

US00D516725S

(12) **United States Design Patent**
Barnes

(10) **Patent No.:** **US D516,725 S**
(45) **Date of Patent:** **** Mar. 7, 2006**

(54) **TOOTH ORGANIZER**
(75) Inventor: **Richard Barnes**, Sandy, UT (US)
(73) Assignee: **Dr. Richard Barnes Group**, Sandy, UT (US)
(**) Term: **14 Years**

4,991,759 A 2/1991 Scharf
5,249,963 A 10/1993 McGarrigle
D346,674 S * 5/1994 Berghash D28/73
RE35,034 E * 9/1995 Albert 206/63.5
5,749,730 A 5/1998 Johnsen et al.
5,823,773 A 10/1998 Brysch
D452,045 S * 12/2001 Ferber D28/73
D457,638 S * 5/2002 Alstad et al. D24/176
D496,495 S * 9/2004 Jeffers et al. D28/73

(21) Appl. No.: **29/208,092**
(22) Filed: **Jun. 22, 2004**

* cited by examiner

Related U.S. Application Data

(63) Continuation-in-part of application No. 10/841,980, filed on May 6, 2004.
(51) **LOC (8) Cl.** **24-03**
(52) **U.S. Cl.** **D24/181; D24/227**
(58) **Field of Classification Search** D24/227,
D24/229, 176, 180, 181; D28/73; 128/861;
433/26, 226, 77, 79, 59; 206/83, 63.5, 379,
206/784; D9/504
See application file for complete search history.

Primary Examiner—Louis S. Zarfaz
Assistant Examiner—Melanie Levy
(74) *Attorney, Agent, or Firm*—Thorpe North & Western, LLP

(57) **CLAIM**

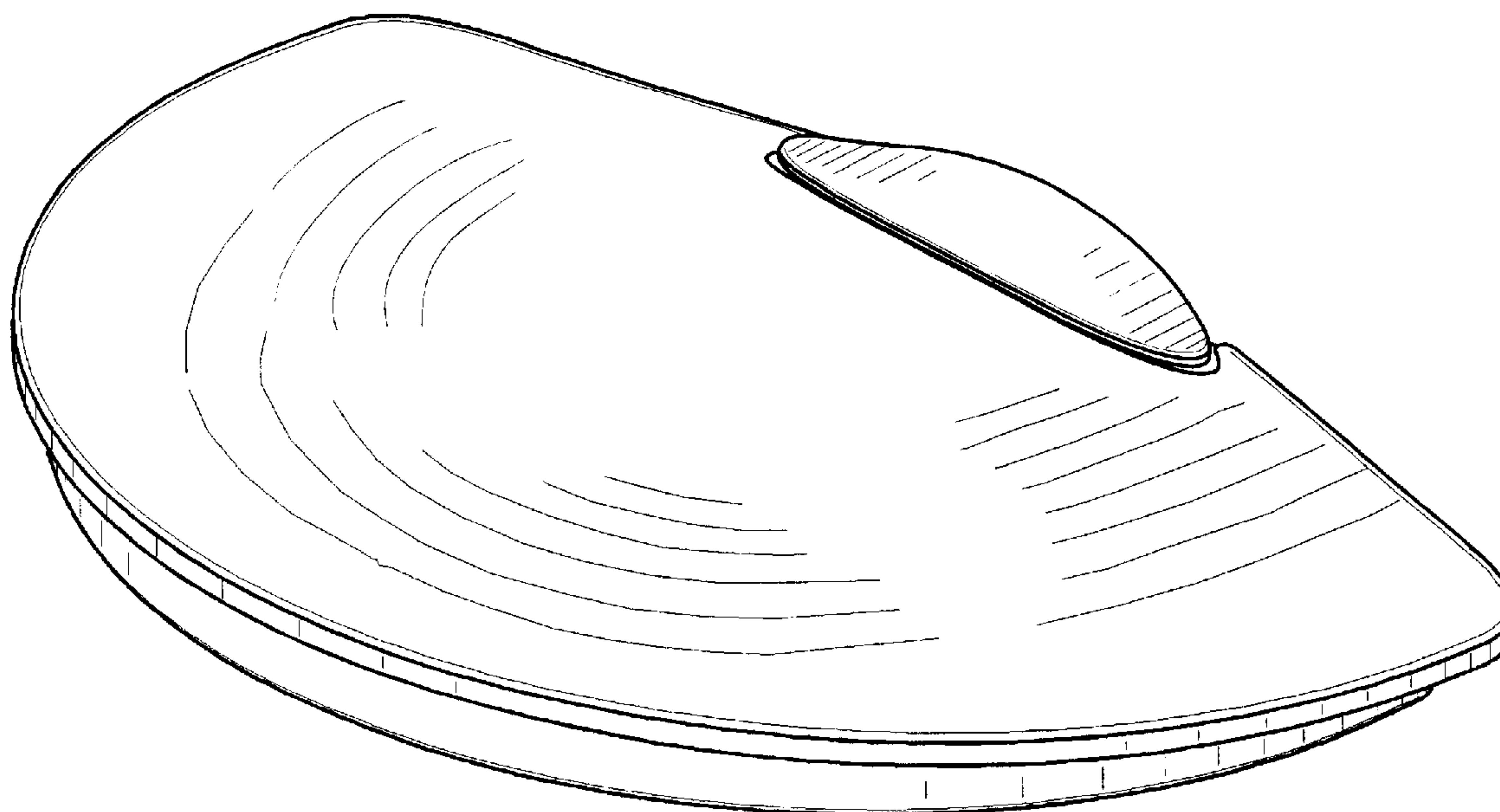
What is claimed is the ornamental design for a tooth organizer, as shown and described.

DESCRIPTION

FIG. 1 is a perspective view of the tooth organizer in accordance with my invention;
FIG. 2 is a front view thereof;
FIG. 3 is a rear view thereof;
FIG. 4 is a right side view thereof;
FIG. 5 is a left side view thereof;
FIG. 6 is a top view thereof; and,
FIG. 7 is a bottom view thereof.

(56) **References Cited**
U.S. PATENT DOCUMENTS
D283,542 S * 4/1986 Huffman D24/181
4,694,956 A 9/1987 Sims
D302,725 S * 8/1989 Huffman D24/181

1 Claim, 3 Drawing Sheets



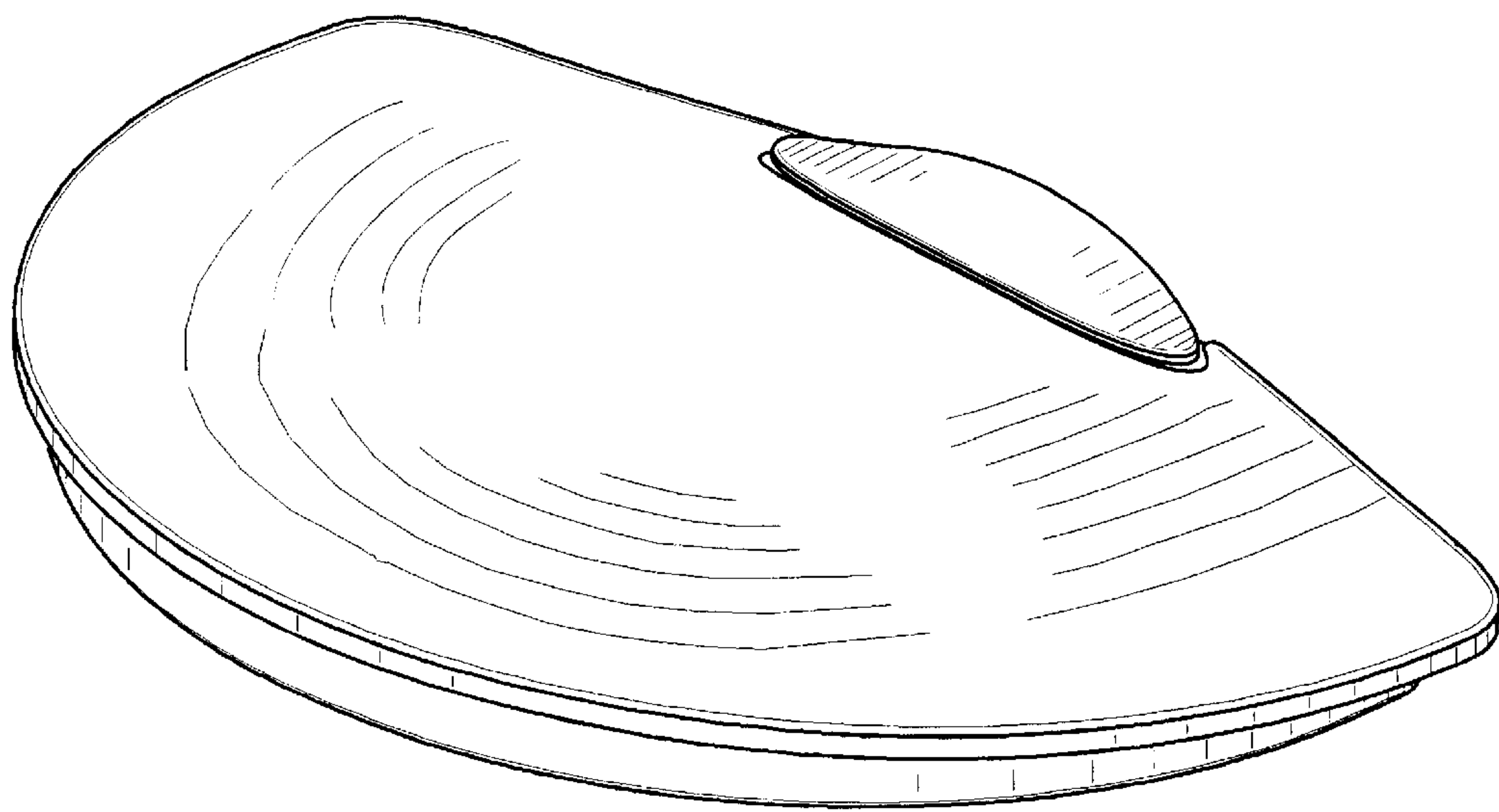


FIG. 1




FIG. 2

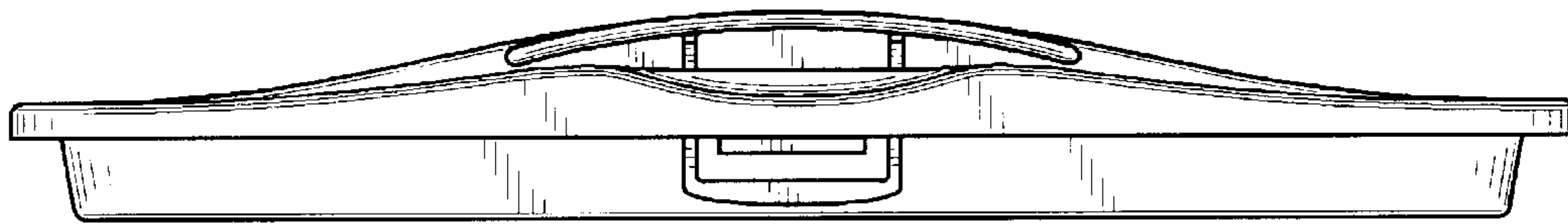


FIG. 3




FIG. 4




FIG. 5

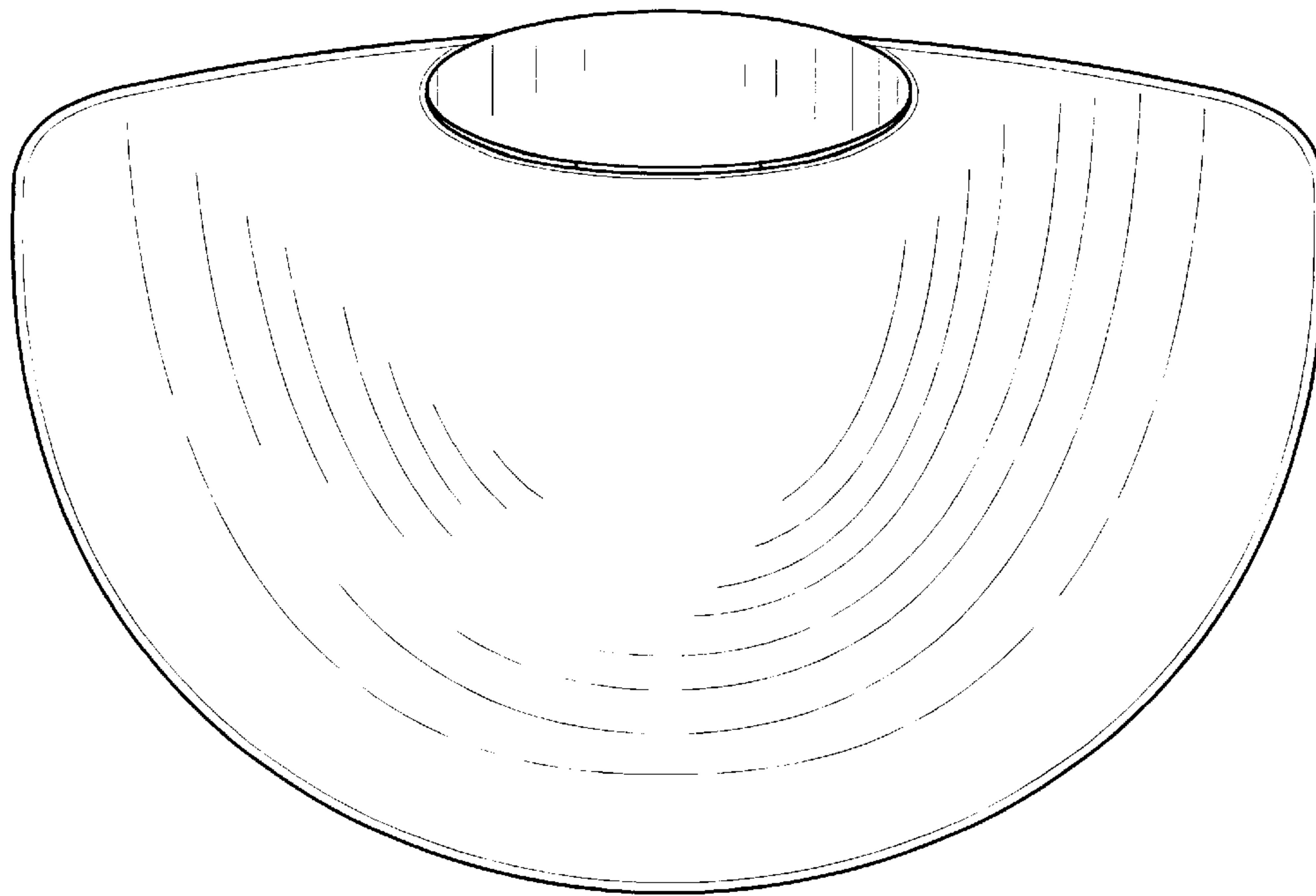


FIG. 6

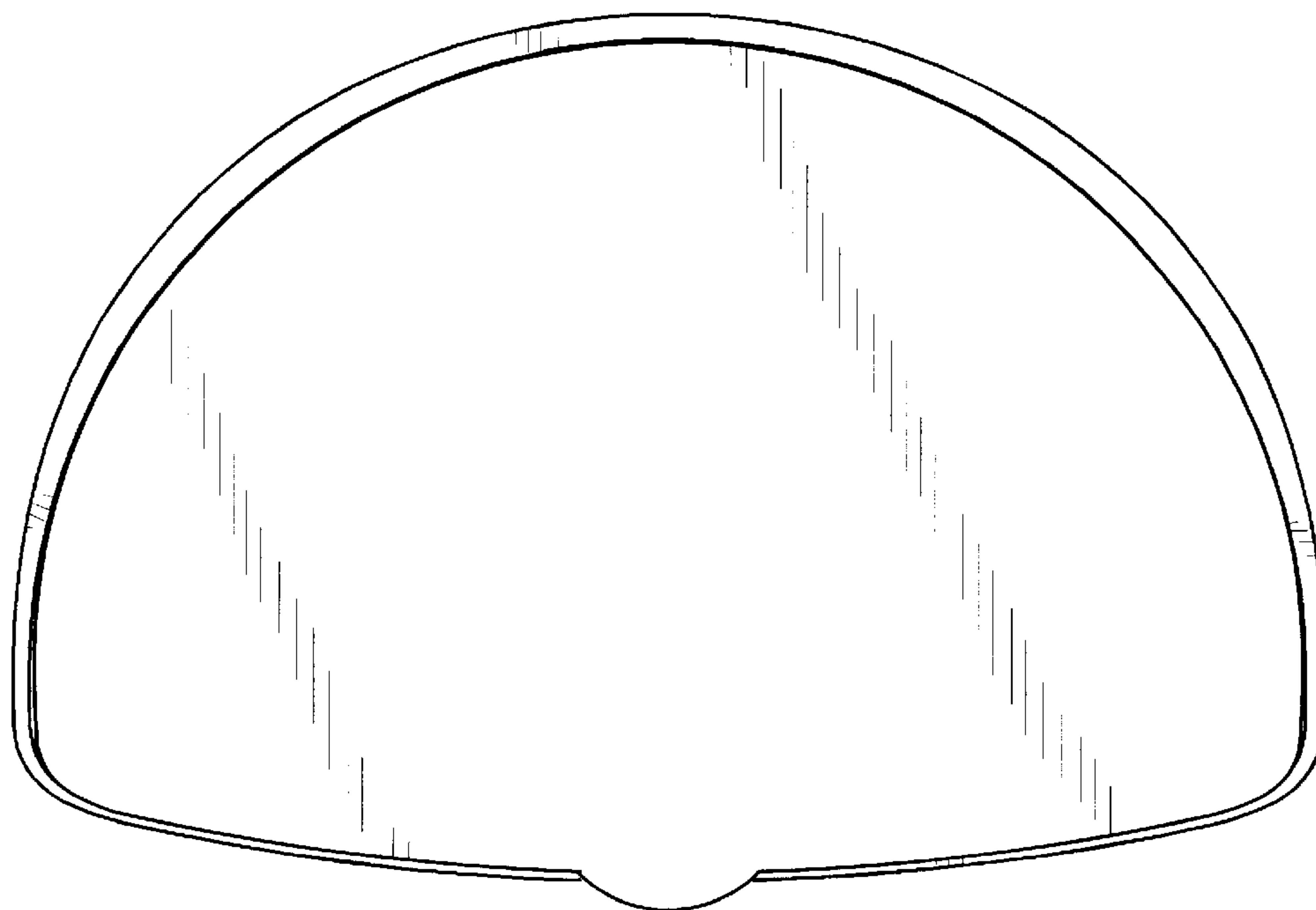


FIG. 7