



US00D516719S

(12) **United States Design Patent**
Turchi et al.

(10) **Patent No.:** **US D516,719 S**
(45) **Date of Patent:** **** Mar. 7, 2006**

(54) **TAMPON APPLICATOR PLUNGER**

(75) Inventors: **Mario Turchi**, Tenafly, NJ (US); **Scott Salmon**, Hoboken, NJ (US)

(73) Assignee: **Playtex Products, Inc.**, Westport, CT (US)

(**) Term: **14 Years**

(21) Appl. No.: **29/201,241**

(22) Filed: **Mar. 11, 2004**

(51) **LOC (8) Cl.** **24-02**

(52) **U.S. Cl.** **D24/141; D24/114; D24/130**

(58) **Field of Classification Search** D24/141, D24/114, 112, 130, 113; 604/15, 11, 16, 17, 604/57, 59, 904, 187, 218, 221, 227, 286, 604/285, 288; 222/386.5; D8/301, 310, DIG. 1, D8/DIG. 2, DIG. 6, DIG. 7, DIG. 5
See application file for complete search history.

(56) **References Cited**

U.S. PATENT DOCUMENTS

3,628,533 A	12/1971	Loyer	128/263
D250,663 S	12/1978	Koch et al.	D24/99
4,398,532 A *	8/1983	Sweeney, III	604/16
4,428,370 A *	1/1984	Keely	604/14
4,508,531 A	4/1985	Whitehead	604/14
4,536,178 A	8/1985	Lichstein et al.	604/15

D301,378 S *	5/1989	Shippert	D24/141
5,395,309 A *	3/1995	Tanaka et al.	604/18
2003/0195459 A1 *	10/2003	Shippert	604/16

* cited by examiner

Primary Examiner—Ian Simmons

(74) *Attorney, Agent, or Firm*—Orlandt, Greeley, Ruggiero & Perle, L.L.P.

(57) **CLAIM**


The ornamental design for a tampon applicator plunger, as shown and described.

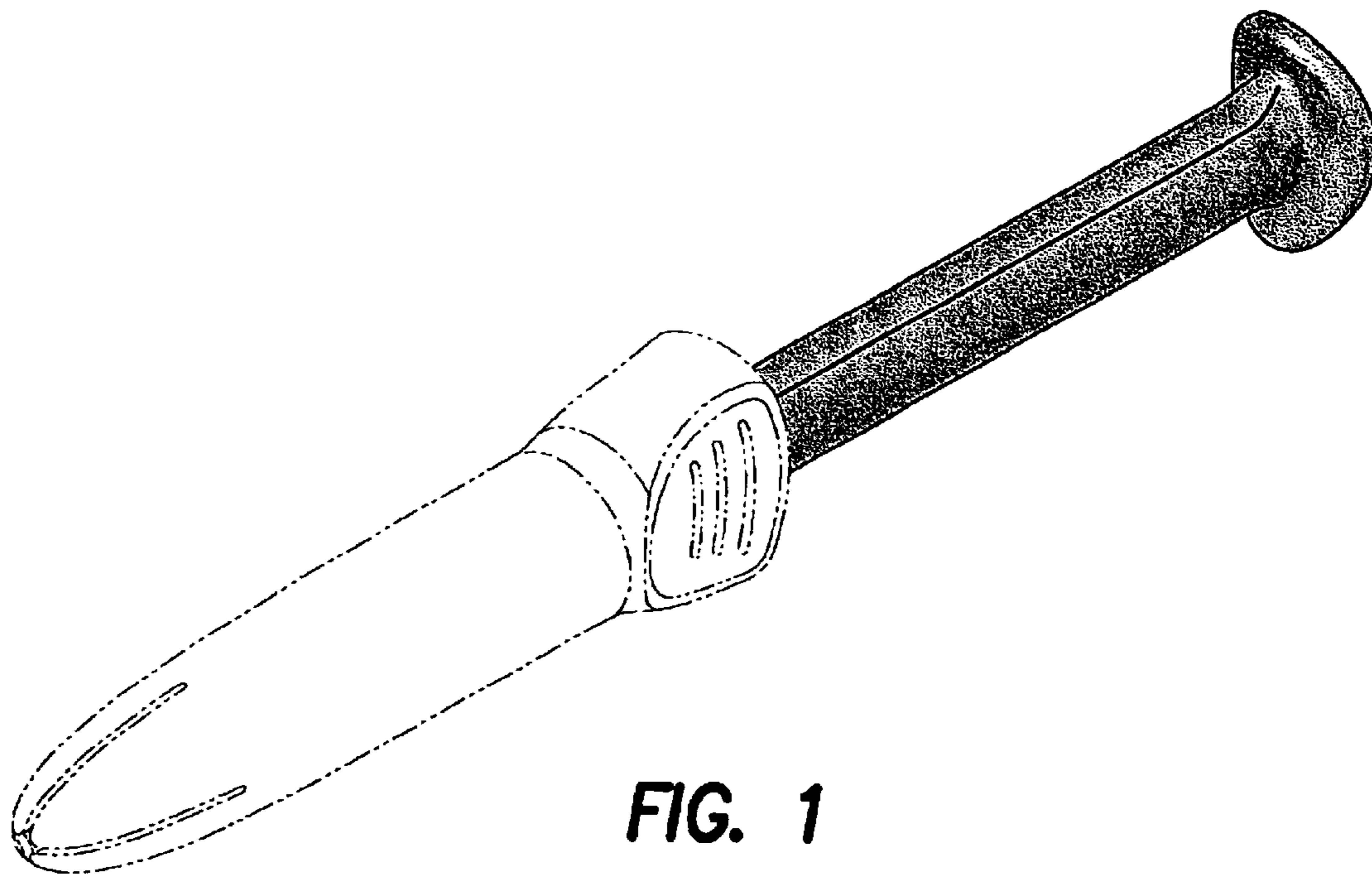
DESCRIPTION

FIG. 1 is a front perspective view of a tampon applicator plunger according to the present invention; FIG. 2 is a rear perspective view of the tampon applicator plunger of FIG. 1; FIG. 3 is a top view of the tampon applicator plunger of FIG. 1; FIG. 4 is the tampon applicator plunger of FIG. 3 rotated by 90 degrees about a longitudinal axis; FIG. 5 is a front end view of the tampon applicator plunger of FIG. 1; and, FIG. 6 is a rear end view of the tampon applicator plunger of FIG. 1.

The broken line showing is for illustrative purposes only and forms no part of the claimed design.

1 Claim, 4 Drawing Sheets





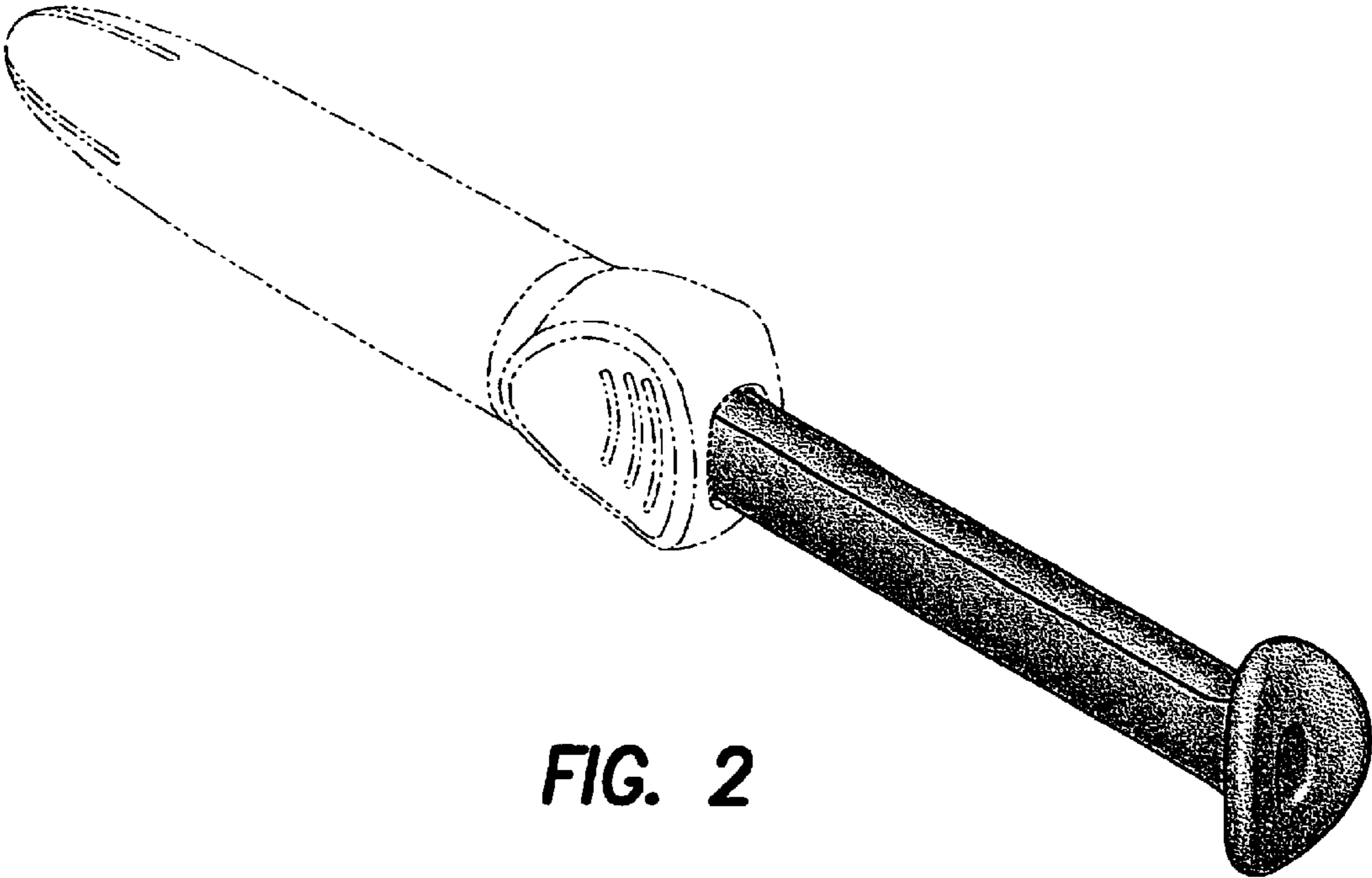


FIG. 2

FIG. 3

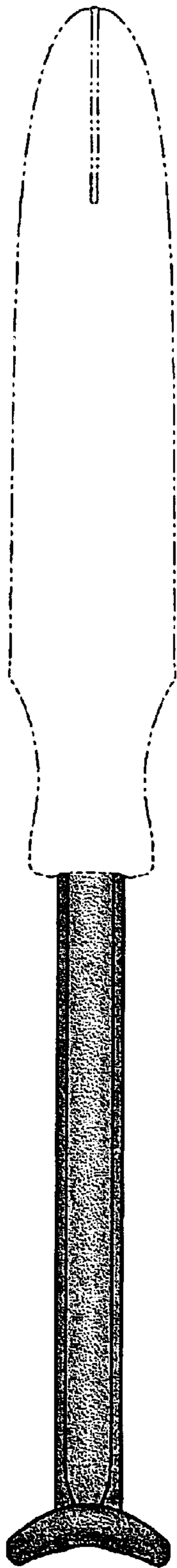
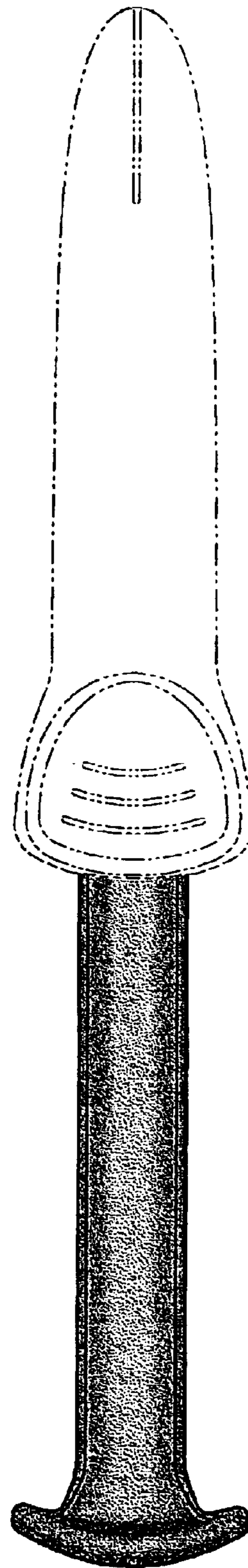


FIG. 4






FIG. 5




FIG. 6