



US00D516718S

(12) **United States Design Patent**
Weber et al.

(10) **Patent No.: US D516,718 S**
(45) **Date of Patent: ** Mar. 7, 2006**

(54) **TAMPON APPLICATOR PLUNGER**
(75) Inventors: **Susanne Weber**, New York, NY (US);
Mario Turchi, Tenafly, NJ (US)
(73) Assignee: **Playtex Products, Inc.**, Westport, CT
(US)
(**) Term: **14 Years**

(21) Appl. No.: **29/201,240**
(22) Filed: **Mar. 11, 2004**

(51) **LOC (8) Cl.** **24-02**
(52) **U.S. Cl.** **D24/141; D24/114; D24/130**
(58) **Field of Classification Search** D24/141,
D24/114, 112, 130, 113; 604/15, 11, 16, 17,
604/57, 59, 904, 187, 218, 221, 227, 286,
604/285, 288; 222/386.5; D8/301, 310, DIG. 1,
D8/DIG. 2, DIG. 6, DIG. 7, DIG. 5
See application file for complete search history.

(56) **References Cited**
U.S. PATENT DOCUMENTS

1,554,690 A * 9/1925 Pride 604/59
2,877,767 A * 3/1959 Kramer 604/11
3,628,533 A 12/1971 Loyer 128/263
D250,663 S 12/1978 Koch et al. D24/99

4,508,531 A 4/1985 Whitehead 604/14
4,536,178 A 8/1985 Lichstein et al. 604/15
D287,876 S * 1/1987 Blatherwick et al. D24/114
5,295,952 A * 3/1994 Pietrafitta 604/15

* cited by examiner

Primary Examiner—Ian Simmons

(74) *Attorney, Agent, or Firm*—Ohlandt, Greeley, Ruggiero
& Perle, L.L.P.

(57) **CLAIM**

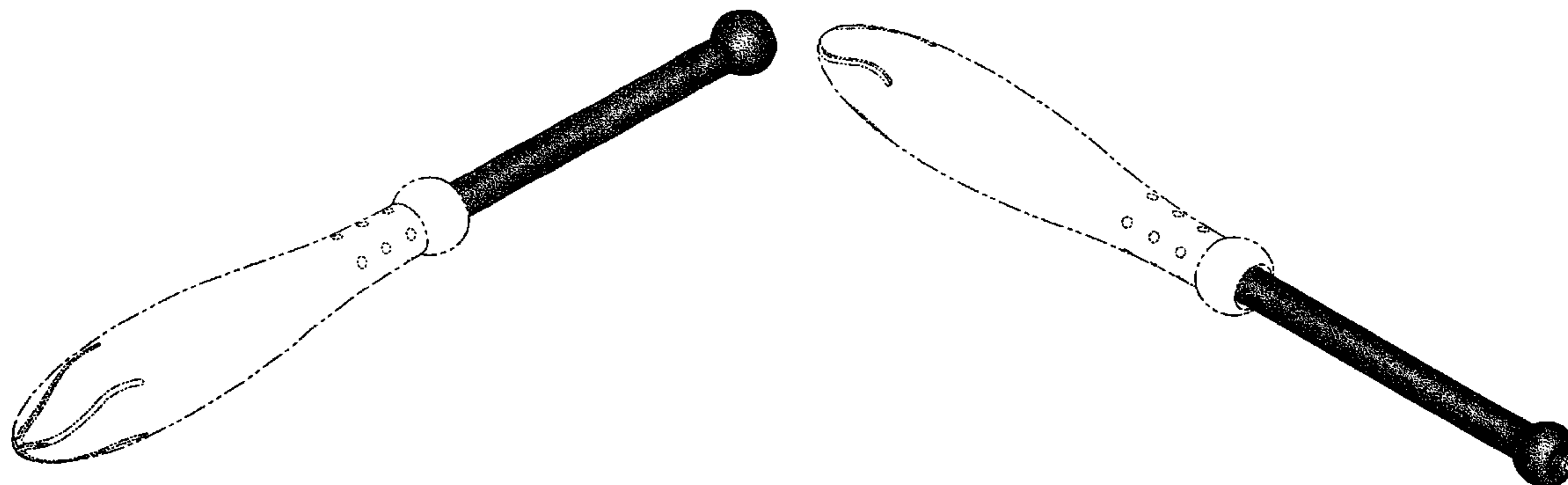
The ornamental design for a tampon applicator plunger, as
shown and described.

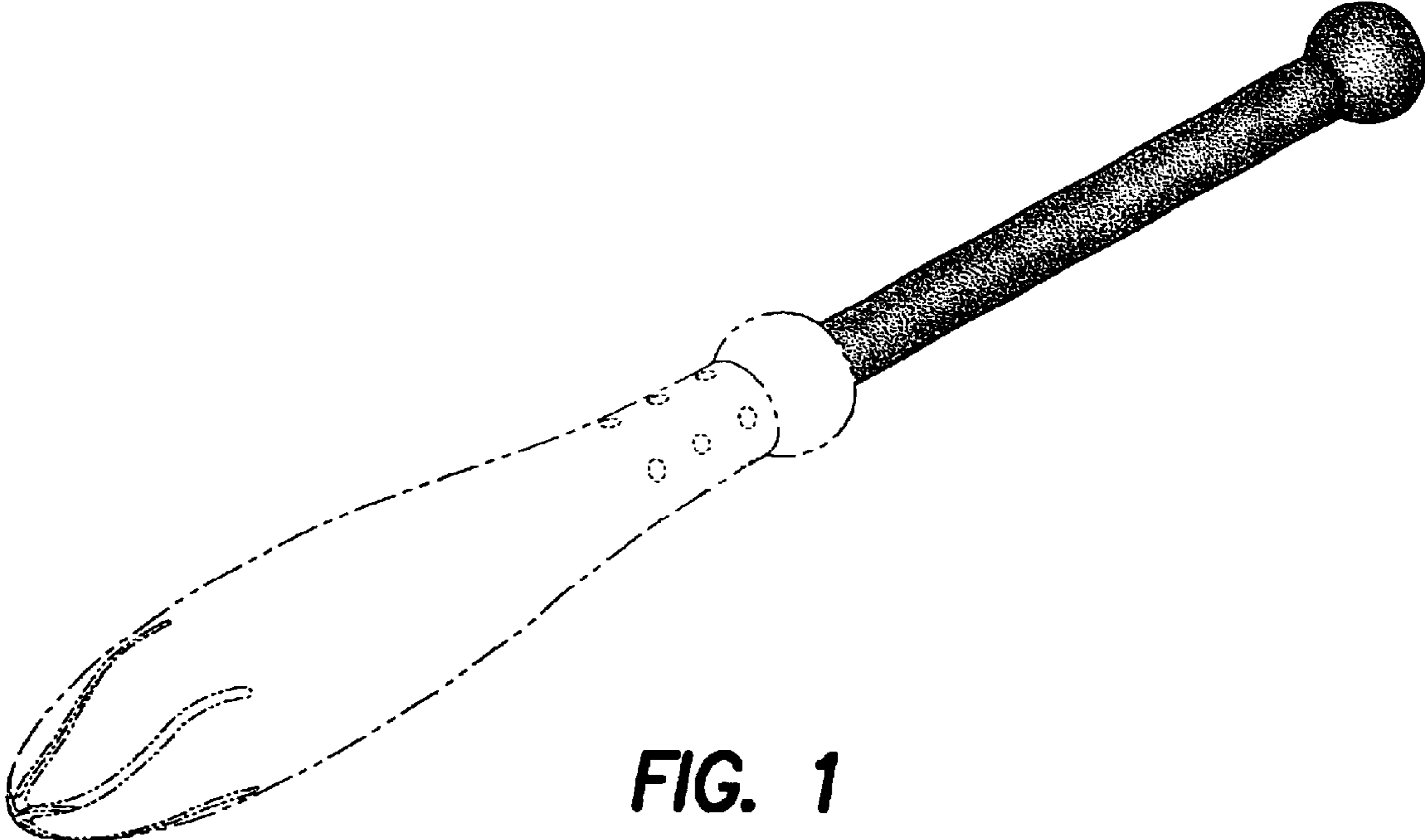
DESCRIPTION

FIG. 1 is a front perspective view of a tampon applicator
plunger according to the present invention;
FIG. 2 is a rear perspective view of the tampon applicator
plunger of FIG. 1;
FIG. 3 is a top view of the tampon applicator plunger of FIG.
1;
FIG. 4 is a front end view of the tampon applicator plunger
of FIG. 1; and,
FIG. 5 is a rear end view of the tampon applicator plunger
of FIG. 1.

The broken line showing is for illustrative purposes only and
forms no part of the claimed design.

1 Claim, 3 Drawing Sheets





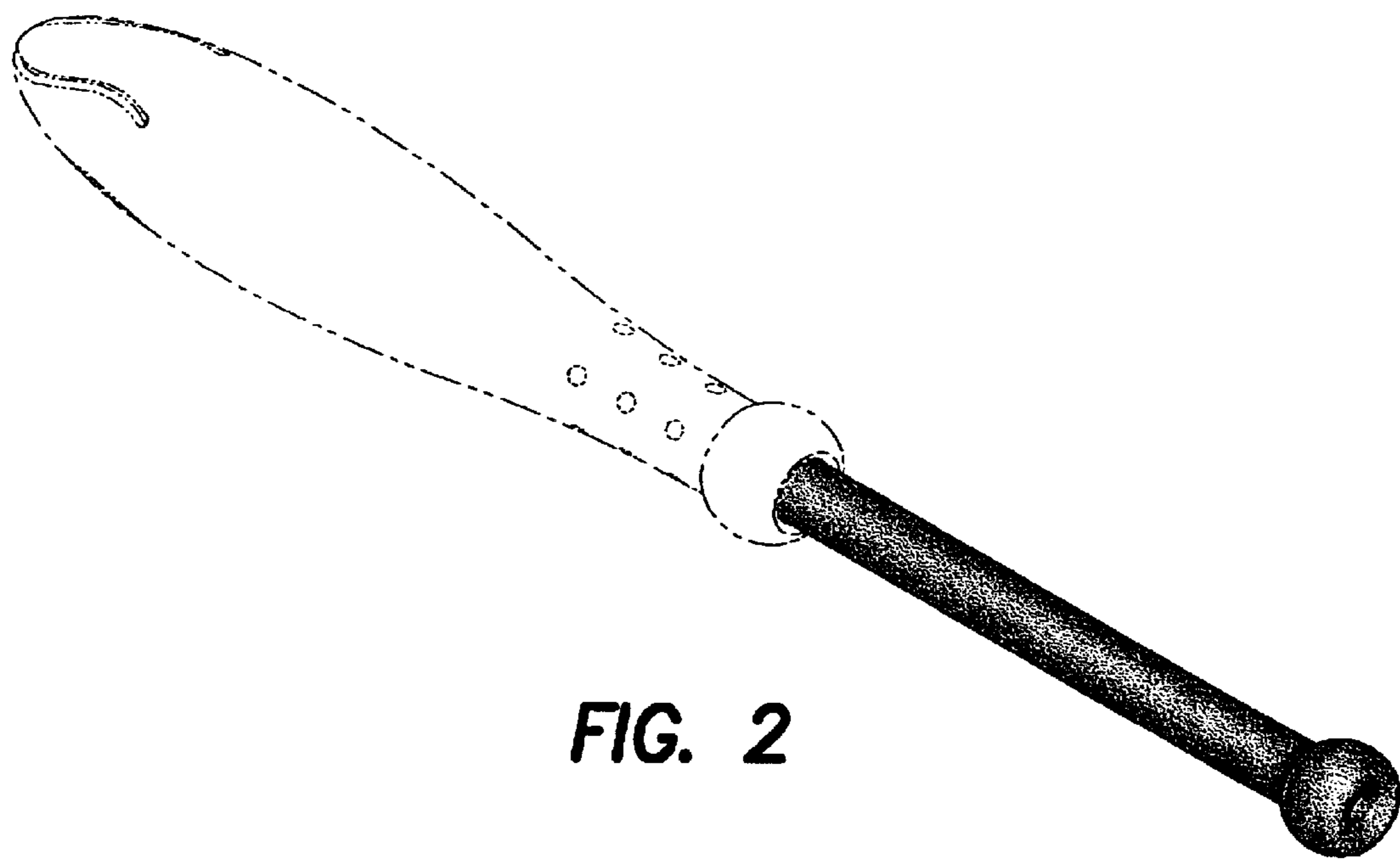


FIG. 2

FIG. 3

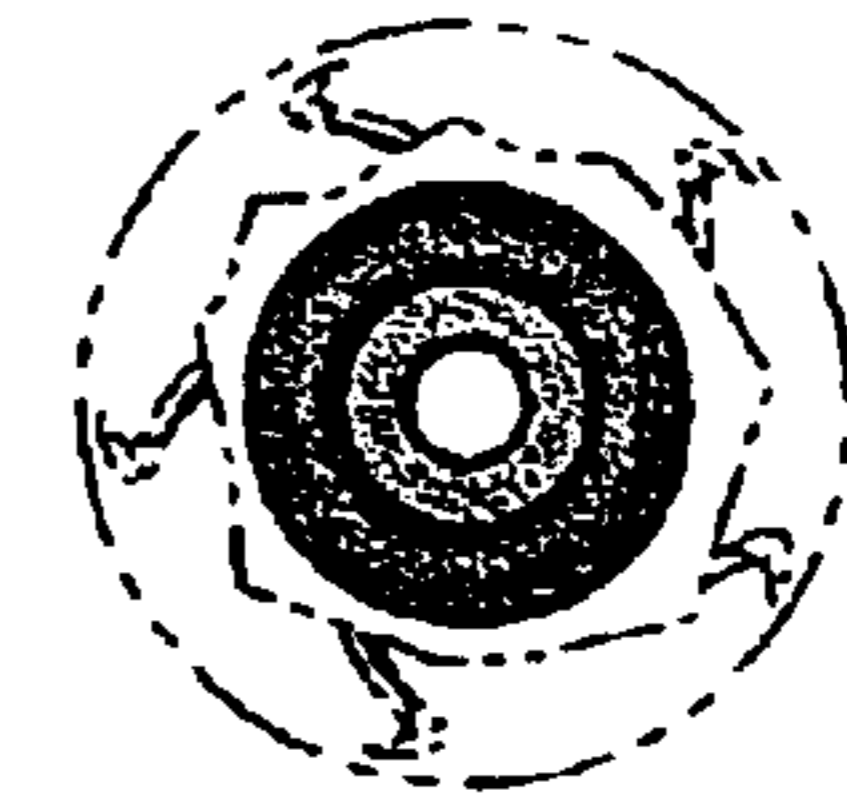
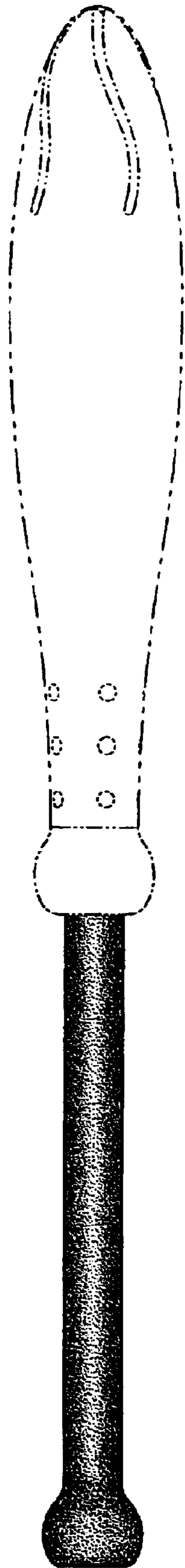


FIG. 4

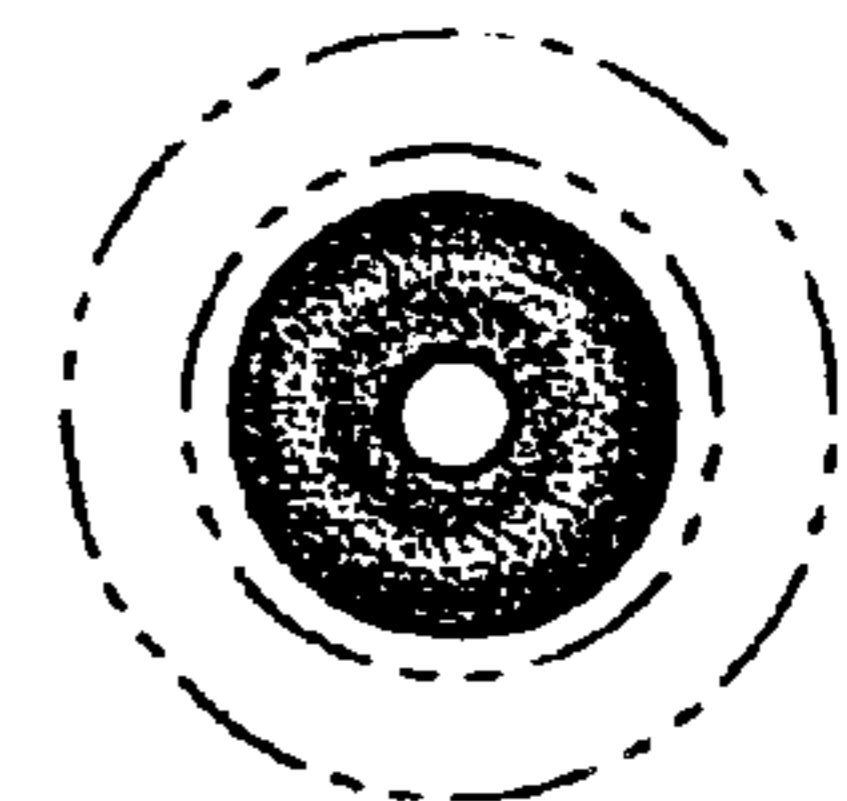


FIG. 5