



US00D516716S

(12) **United States Design Patent**
Weber et al.

(10) **Patent No.:** **US D516,716 S**
(45) **Date of Patent:** **** Mar. 7, 2006**

(54) **TAMPON APPLICATOR PLUNGER**

(75) Inventors: **Susanne Weber**, New York, NY (US);
Mario Turchi, Tenafly, NJ (US)

(73) Assignee: **Playtex Products, Inc.**, Westport, CT (US)

(**) Term: **14 Years**

(21) Appl. No.: **29/201,152**

(22) Filed: **Mar. 11, 2004**

(51) **LOC (8) Cl.** **24-02**

(52) **U.S. Cl.** **D24/141; D24/114; D24/130**

(58) **Field of Classification Search** D24/141,
D24/114, 112, 130, 113; 604/15, 11, 16, 17,
604/57, 59, 904, 187, 218, 221, 227, 286,
604/285, 288; 222/386.5; D8/301, 310, DIG. 1,
D8/DIG. 2, DIG. 6, DIG. 7, DIG. 5; D21/757,
D21/765; 473/298, 300

See application file for complete search history.

(56) **References Cited**

U.S. PATENT DOCUMENTS

3,628,533 A	12/1971	Loyer	128/263
D250,663 S	12/1978	Koch et al.	D24/99
D265,576 S	* 7/1982	Lamkin et al.	D21/756
4,508,531 A	4/1985	Whitehead	604/14

D279,504 S	* 7/1985	Tump	D24/114
4,536,178 A	8/1985	Lichstein et al.	604/15
D287,876 S	* 1/1987	Blatherwick et al.	D24/114
2002/0107088 A1	* 8/2002	Lamkin et al.	473/300

* cited by examiner

Primary Examiner—Ian Simmons

(74) *Attorney, Agent, or Firm*—Ohland, Greeley, Ruggiero & Perle, L.L.P.


(57) **CLAIM**

The ornamental design for a tampon applicator plunger, as shown and described.

DESCRIPTION

FIG. 1 is a front perspective view of a tampon applicator plunger according to the present invention; FIG. 2 is a rear perspective view of the tampon applicator plunger of FIG. 1; FIG. 3 is a top view of the tampon applicator plunger of FIG. 1; FIG. 4 is a front end view of the tampon applicator plunger of FIG. 1; and, FIG. 5 is a rear end view of the tampon applicator plunger of FIG. 1. The broken line showing is for illustrative purposes only and forms no part of the claimed design.

1 Claim, 3 Drawing Sheets



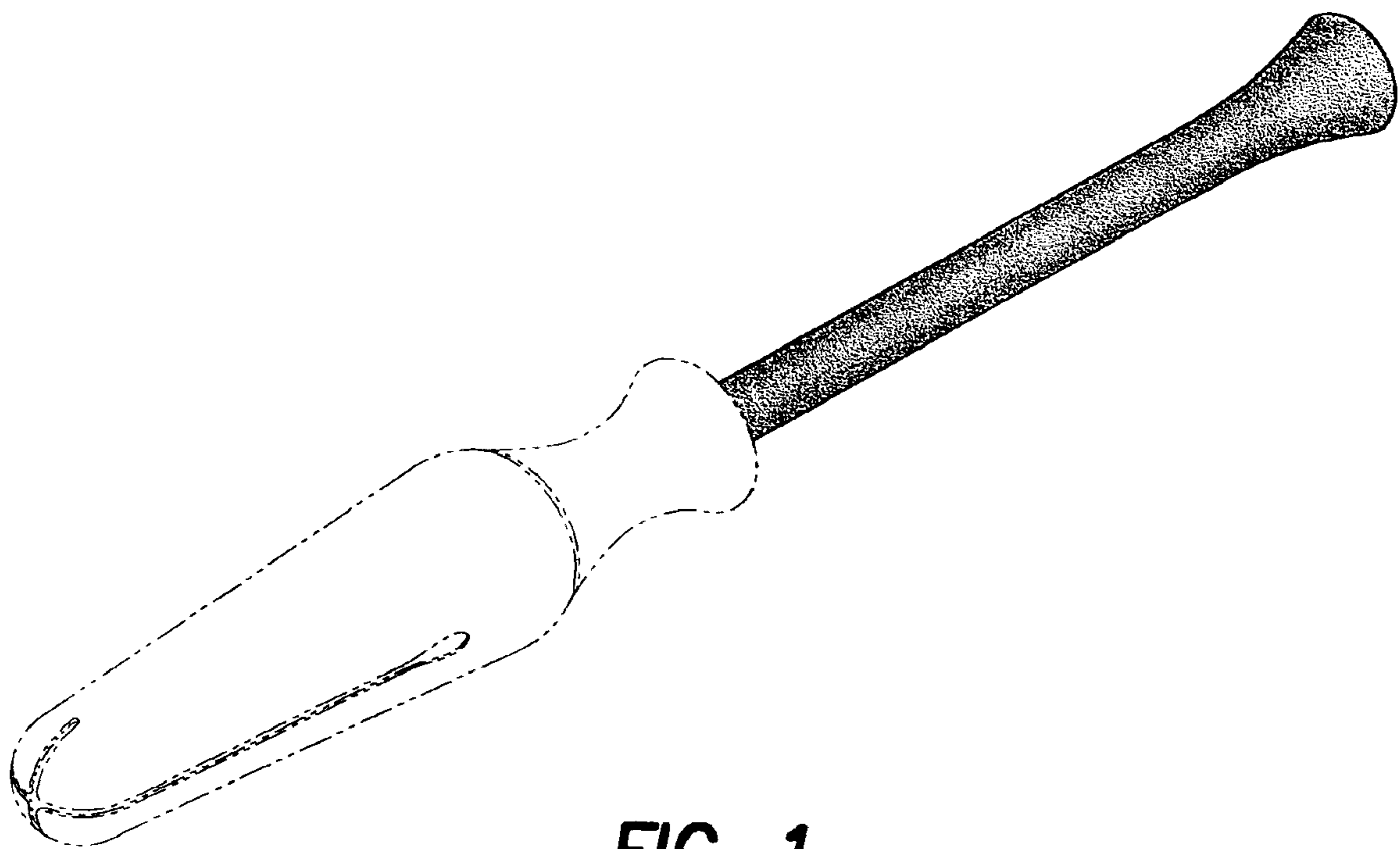


FIG. 1

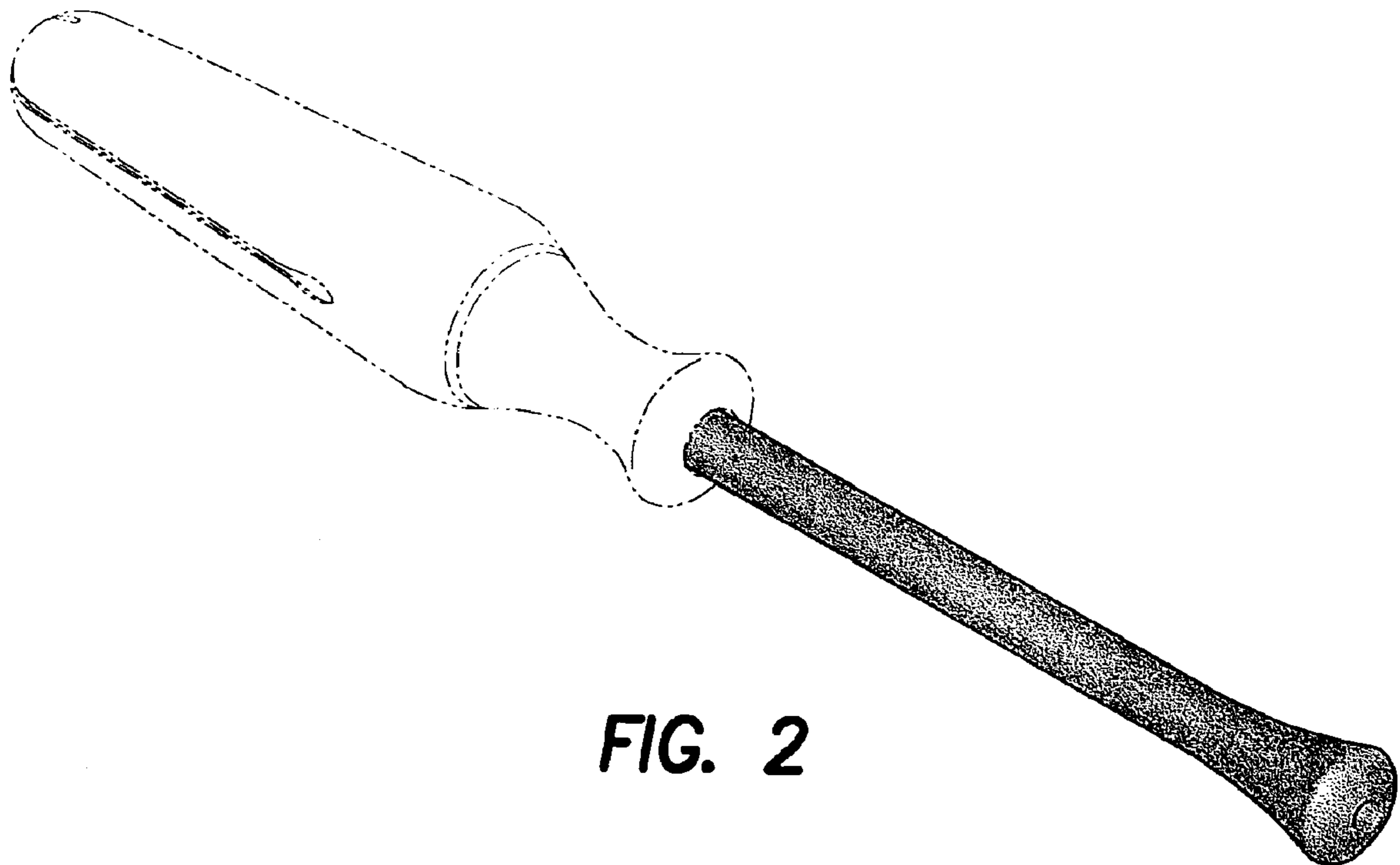


FIG. 2

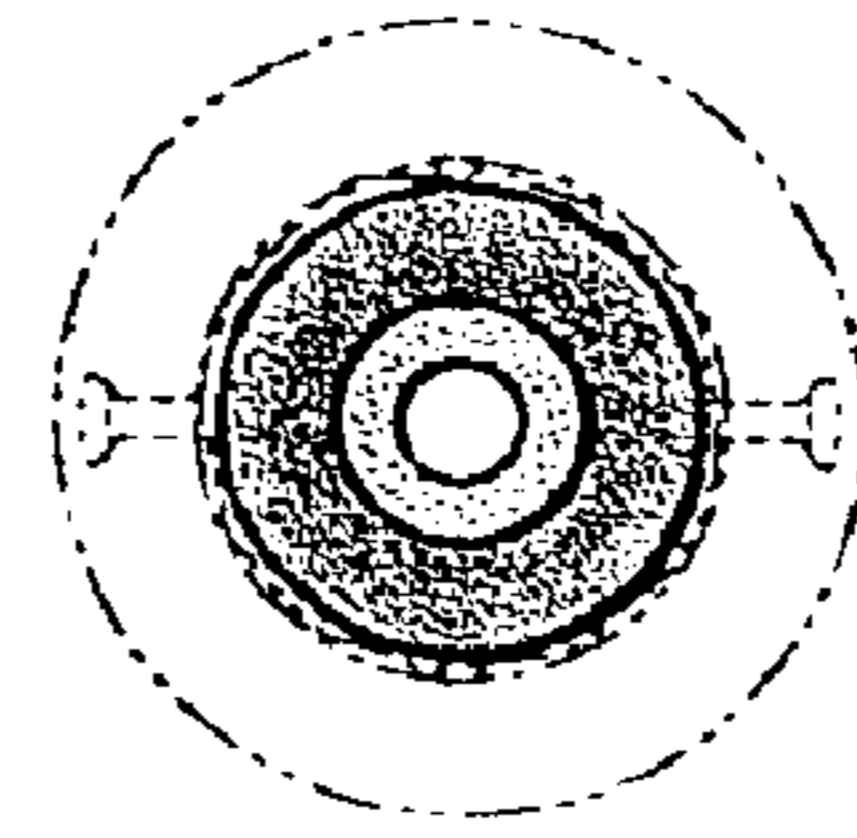
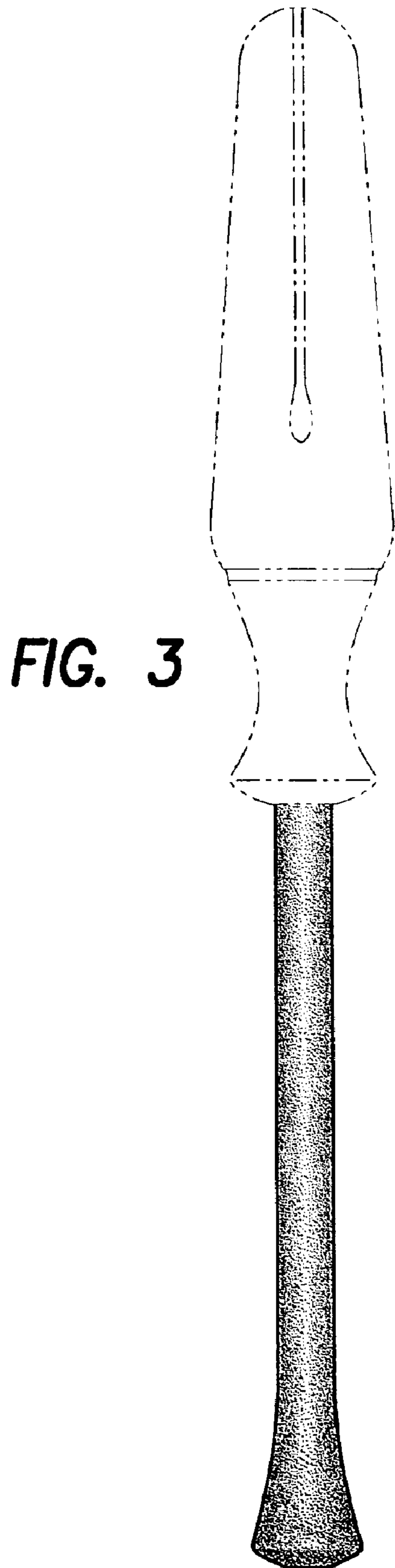


FIG. 4

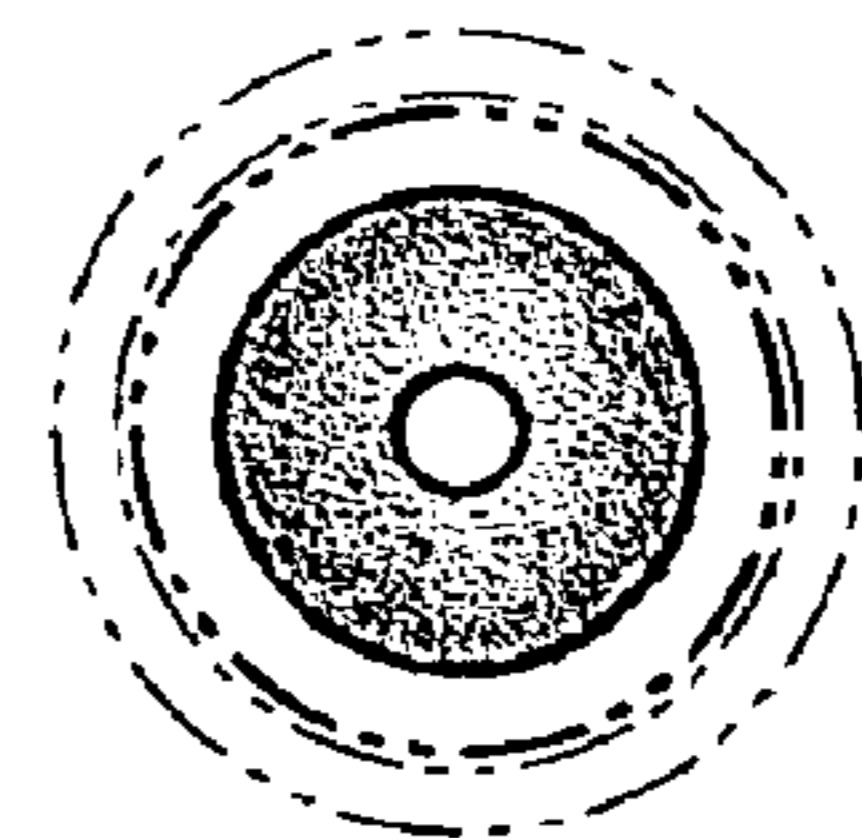


FIG. 5