



US00D516689S

(12) **United States Design Patent**
Salmon et al.

(10) **Patent No.: US D516,689 S**
(45) **Date of Patent: ** Mar. 7, 2006**

(54) **AIR PURIFICATION DEVICE**

(75) Inventors: **Scott Salmon**, Hoboken, NJ (US); **Jay Packman**, Tuxedo, NY (US); **Mario Alexander Turchi**, Tenafly, NJ (US); **Dennis Naksen**, Flushing, NY (US)

(73) Assignee: **Reckitt Benckiser Inc.**, Parsippany, NJ (US)

(**) Term: **14 Years**

(21) Appl. No.: **29/216,674**

(22) Filed: **Nov. 5, 2004**

(30) **Foreign Application Priority Data**

May 10, 2004 (EM) 000172150

(51) **LOC (8) Cl.** **23-04**

(52) **U.S. Cl.** **D23/364; D23/355**

(58) **Field of Classification Search** **D23/355, D23/364, 365; 55/467, 471, 472**

See application file for complete search history.

(56) **References Cited**

U.S. PATENT DOCUMENTS

D402,746 S * 12/1998 Clark et al. D23/364

D451,182 S * 11/2001 Tsuji D23/364
6,447,586 B1 * 9/2002 Campbell 96/415
D465,567 S * 11/2002 Choi D23/364
D488,854 S * 4/2004 Stauffer D23/364

* cited by examiner

Primary Examiner—Robin V. Webster

(74) *Attorney, Agent, or Firm*—Norris McLaughlin & Marcus P.A.

(57) **CLAIM**

The ornamental design for an air purification device, as shown and described.

DESCRIPTION

FIG. 1 is a right, top perspective view of an air purification device;

FIG. 2 is a plan view of the front thereof;

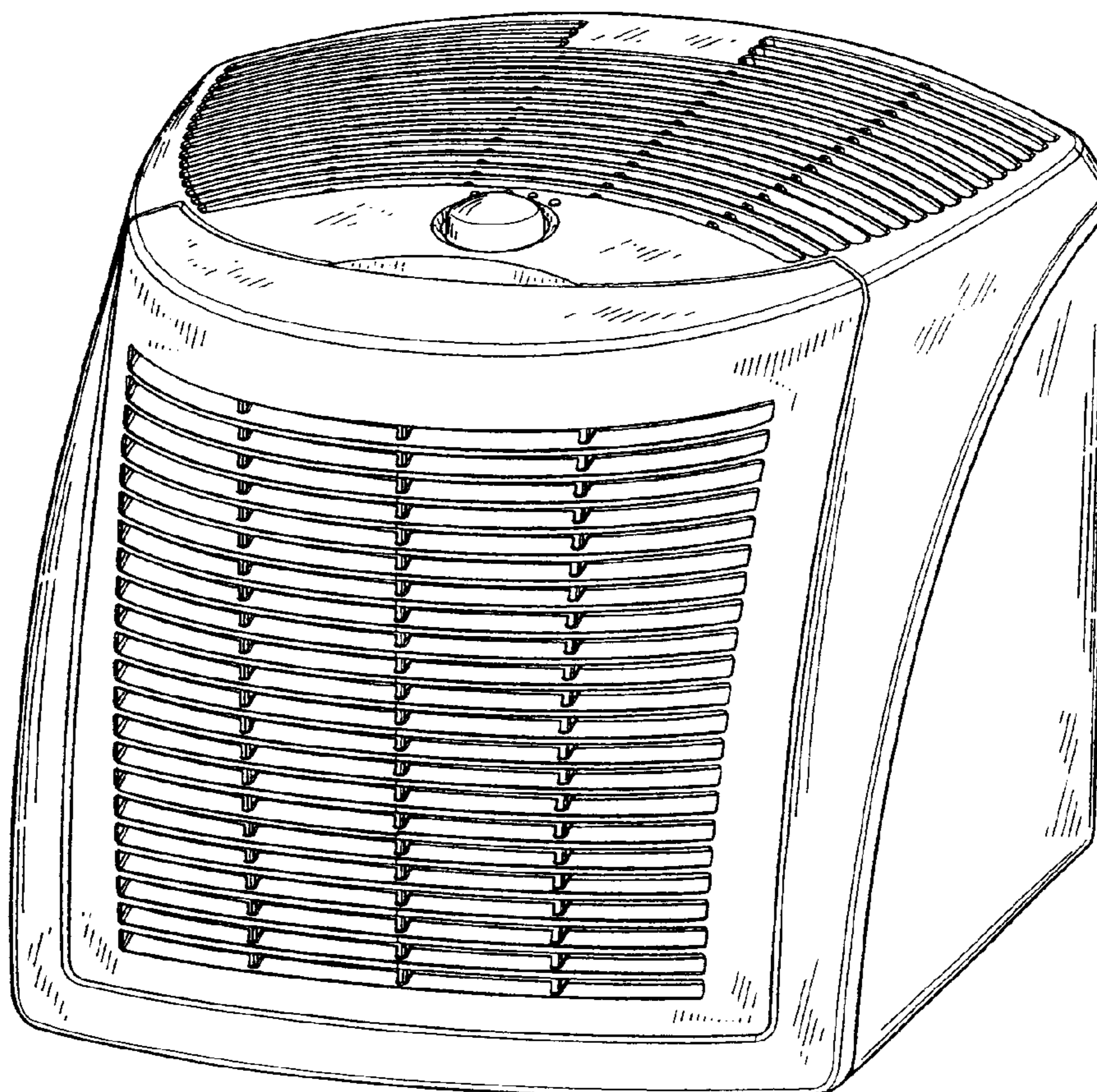
FIG. 3 is a plan view of the left side thereof;

FIG. 4 is a plan view of the right side thereof;

FIG. 5 is a plan view of the top thereof; and,

FIG. 6 is a plan view of the rear thereof.

1 Claim, 6 Drawing Sheets






Fig. 1




Fig. 2

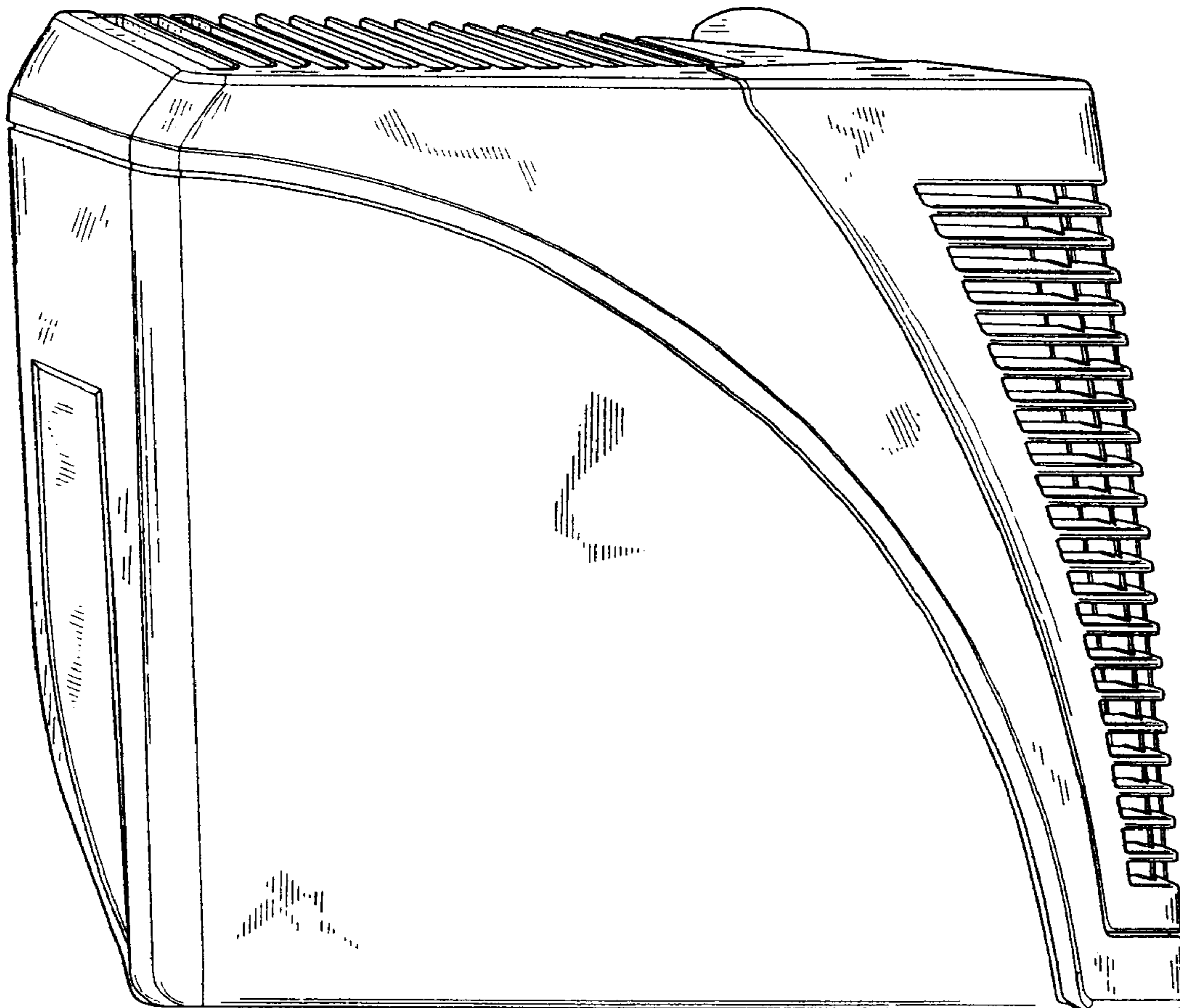


Fig. 3

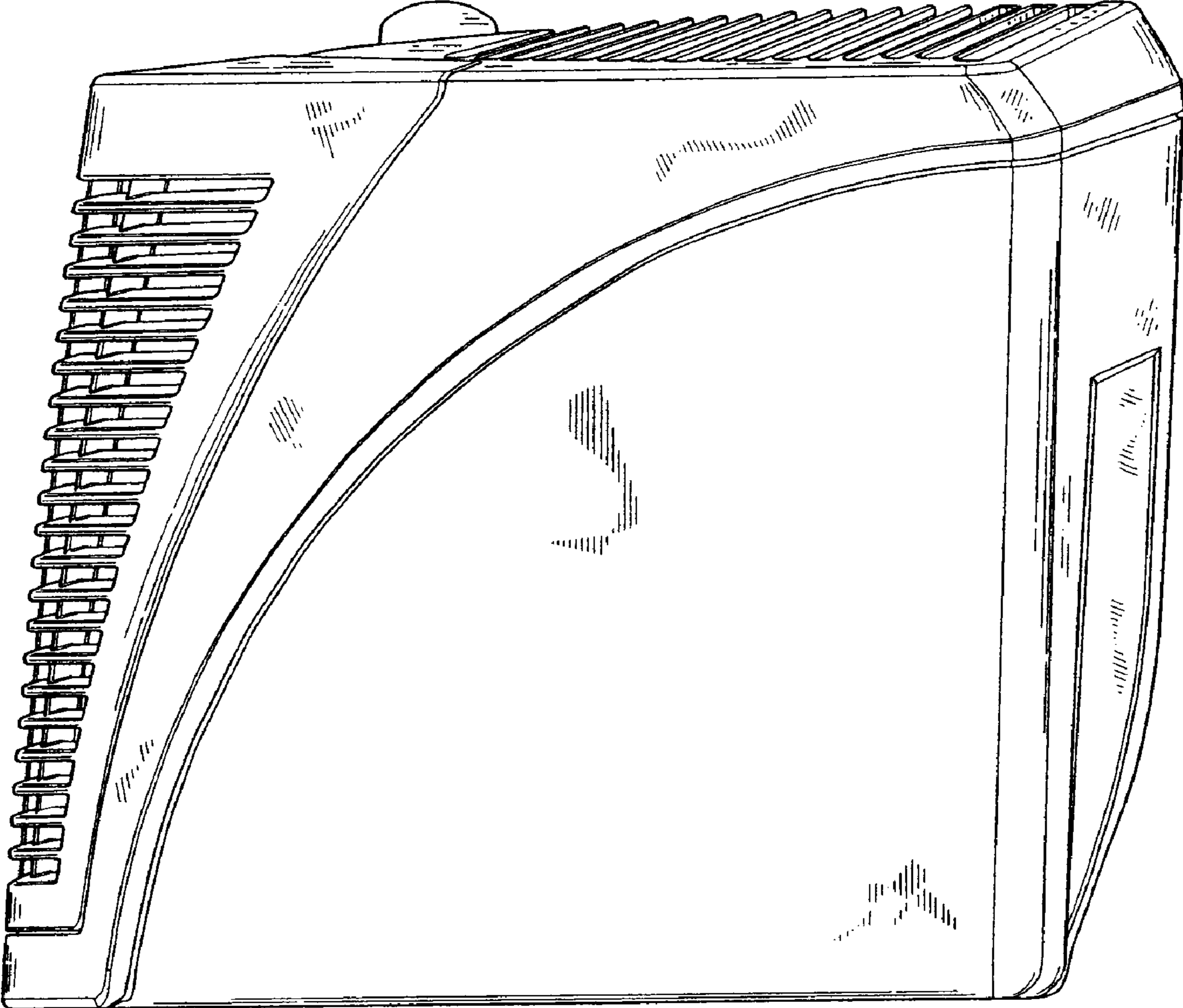


Fig. 4

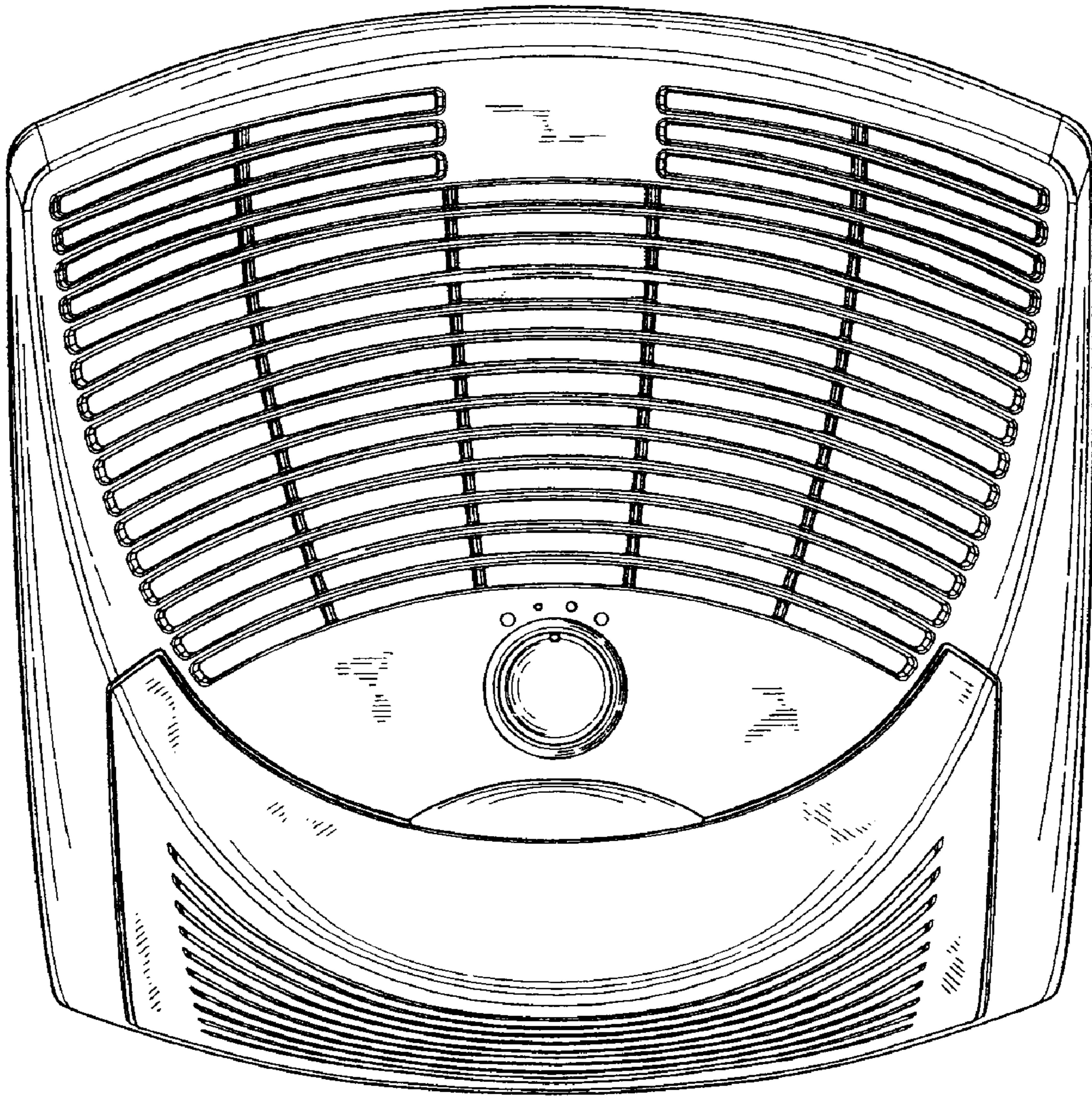


Fig. 5




Fig. 6