



US00D516658S

(12) **United States Design Patent**
Tsai

(10) **Patent No.:** **US D516,658 S**
(45) **Date of Patent:** **** Mar. 7, 2006**

(54) **GOLF TEE CARRYING APPARATUS**

(75) Inventor: **Yu-Chih Tsai**, Taipei (TW)

(73) Assignee: **Pointgray Design Ltd.**, Banchiau (TW)

(**) Term: **14 Years**

(21) Appl. No.: **29/204,935**

(22) Filed: **May 7, 2004**

(51) **LOC (8) Cl.** **21-02**

(52) **U.S. Cl.** **D21/796**

(58) **Field of Classification Search** D21/789,
D21/796, 717; 473/389, 391; 224/249-253,
224/279, 918; 206/315.1, 315.5, 315.9; D6/513,
D6/514, 552, 567; D3/259
See application file for complete search history.

(56) **References Cited**

U.S. PATENT DOCUMENTS

- 2,112,339 A * 3/1938 Kasperek 224/249
- 3,360,170 A * 12/1967 Scannell et al. 224/274
- 4,993,613 A * 2/1991 Frisbie 224/251
- 5,158,179 A * 10/1992 Gosselin 206/315.1

- 5,172,839 A * 12/1992 Frisbie 224/251
- D387,837 S * 12/1997 Luchynsky D3/259
- D412,958 S * 8/1999 Sisson D21/796
- D474,826 S * 5/2003 Goserud D21/796

* cited by examiner

Primary Examiner—Mitchell Siegel

(74) *Attorney, Agent, or Firm*—Birch, Stewart, Kolasch & Birch, LLP

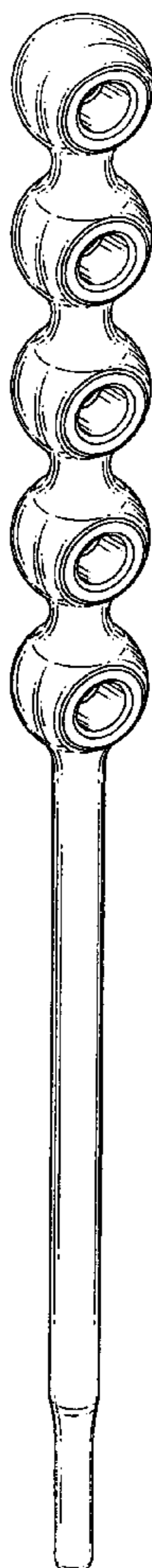
(57) **CLAIM**

The ornamental design for “golf tee carrying apparatus,” as shown and described.

DESCRIPTION

FIG. 1 is a perspective view of “golf tee carrying apparatus” showing my new design thereof;
FIG. 2 is a right side elevational view thereof;
FIG. 3 is a top plan view thereof;
FIG. 4 is a front side elevational view thereof;
FIG. 5 is a bottom plan view thereof;
FIG. 6 is a left side elevational view thereof; and,
FIG. 7 is a rear side elevational view thereof.

1 Claim, 3 Drawing Sheets



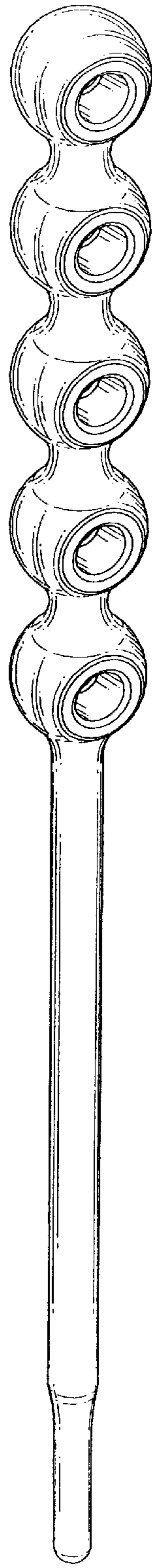


Fig. 1



Fig. 2

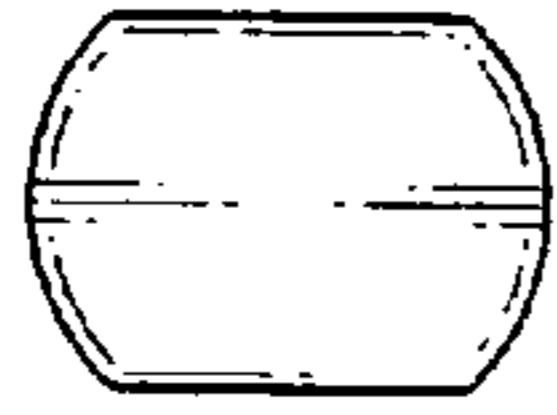


Fig. 3

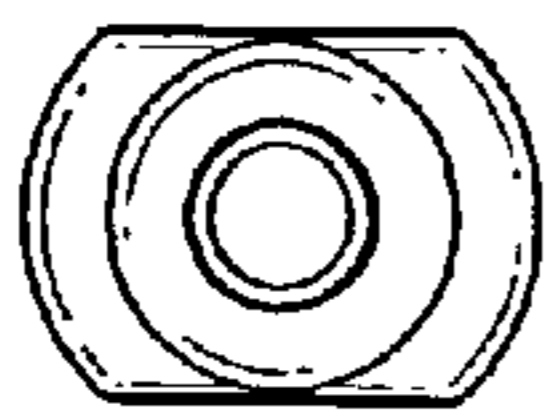


Fig. 5

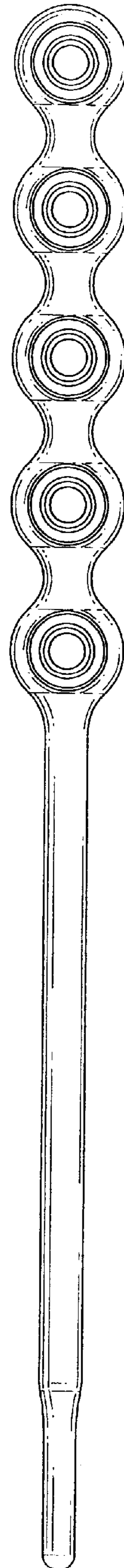


Fig. 4

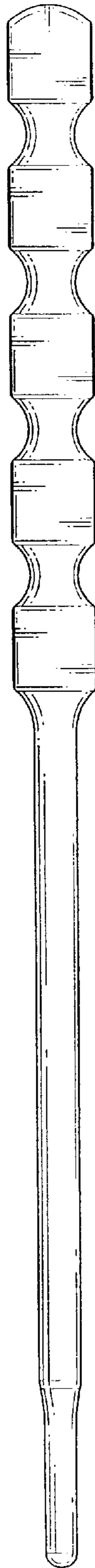


Fig. 6

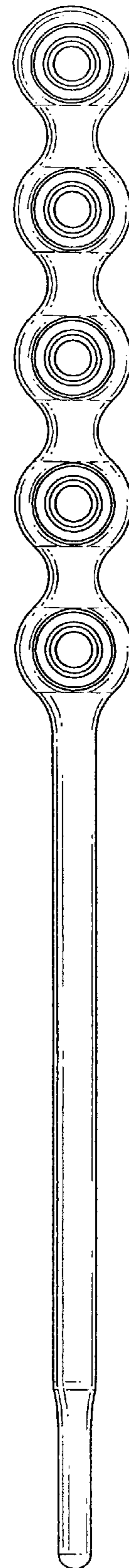


Fig. 7