



US00D516655S

(12) **United States Design Patent**
Madore

(10) **Patent No.: US D516,655 S**

(45) **Date of Patent: ** Mar. 7, 2006**

(54) **PORTION OF A GOLF CLUB HEAD FOR A PUTTER**

(75) **Inventor: Carl L. Madore, Portland, OR (US)**

(73) **Assignee: Nike, Inc., Beaverton, OR (US)**

(**) **Term: 14 Years**

(21) **Appl. No.: 29/223,635**

(22) **Filed: Feb. 17, 2005**

(51) **LOC (8) Cl. 21-02**

(52) **U.S. Cl. D21/759**

(58) **Field of Classification Search D21/736-746,
D21/759; 473/324-331, 340, 341, 251-256**
See application file for complete search history.

(56) **References Cited**

U.S. PATENT DOCUMENTS

D149,156 S	3/1948	Weatherington	
D193,096 S	* 6/1962	Green, Jr.	D21/745
D229,844 S	1/1974	Pavelle	
D234,961 S	4/1975	Swash	
D282,480 S	2/1986	Reynolds, Jr.	
D294,511 S	* 3/1988	Durket	D21/742
D323,867 S	2/1992	Rizzotto	
D324,555 S	3/1992	Evans	
D337,803 S	7/1993	Sillers	
D355,944 S	2/1995	Bendo	
D359,330 S	6/1995	Channell	
D367,305 S	2/1996	Myers	
D380,515 S	7/1997	Fabbri, Jr. et al.	
D387,404 S	* 12/1997	Tylisz	D21/742
6,435,976 B1	* 8/2002	Galliers	473/244
6,488,595 B1	* 12/2002	Grace	473/341

D481,431 S	10/2003	Wightman	
6,723,002 B1	* 4/2004	Barlow	473/252
D500,539 S	1/2005	Holloway	
D501,233 S	* 1/2005	Thomas	D21/736
2002/0193176 A1	12/2002	Grace	
2003/0228925 A1	12/2003	Rohrer	

OTHER PUBLICATIONS

<http://www.gfgolfcenter.com/ping/putters.html>.
http://www.flashgift.com/products/sporting-goods/golf-putters/Leading_Edge_LE610S_Mid-Long_Putters.cfm.

* cited by examiner

Primary Examiner—Mitchell Siegel

(74) *Attorney, Agent, or Firm*—Banner & Witcoff, Ltd.

(57) **CLAIM**

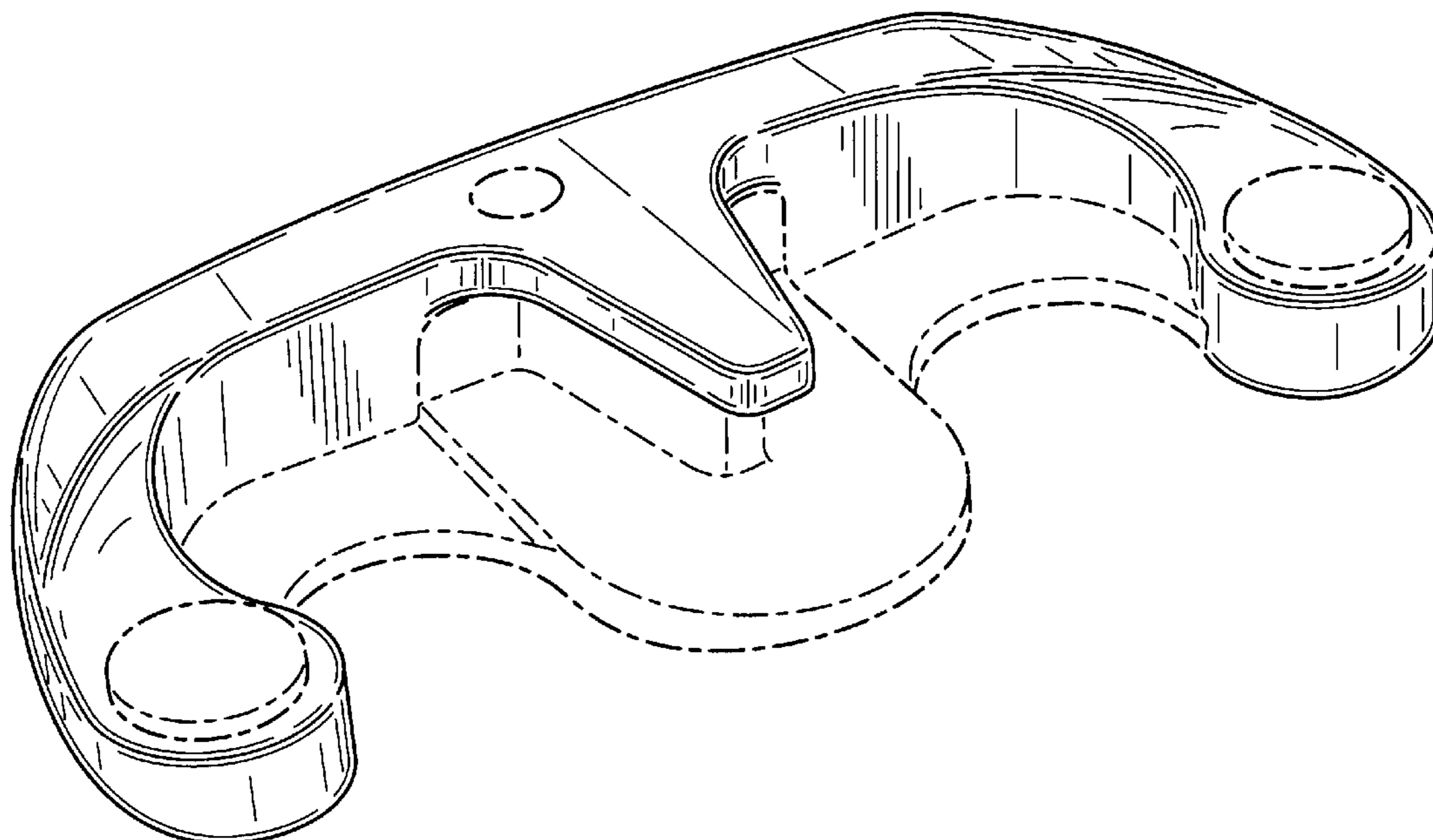
The ornamental design for a portion of a golf club head for a putter, as shown and described.

DESCRIPTION

FIG. 1 is a perspective view of a portion of a golf club head for a putter showing my new design; FIG. 2 is a top view thereof; FIG. 3 is a heel side view thereof; FIG. 4 is a toe side view thereof; and, FIG. 5 is a rear view thereof.

The broken line showing immediately adjacent the shaded portion forms an unclaimed boundary of the design. The broken line showing of various features and the unshaded areas therein and the remainder of the golf club head for a putter form no part of the claimed design.

1 Claim, 2 Drawing Sheets



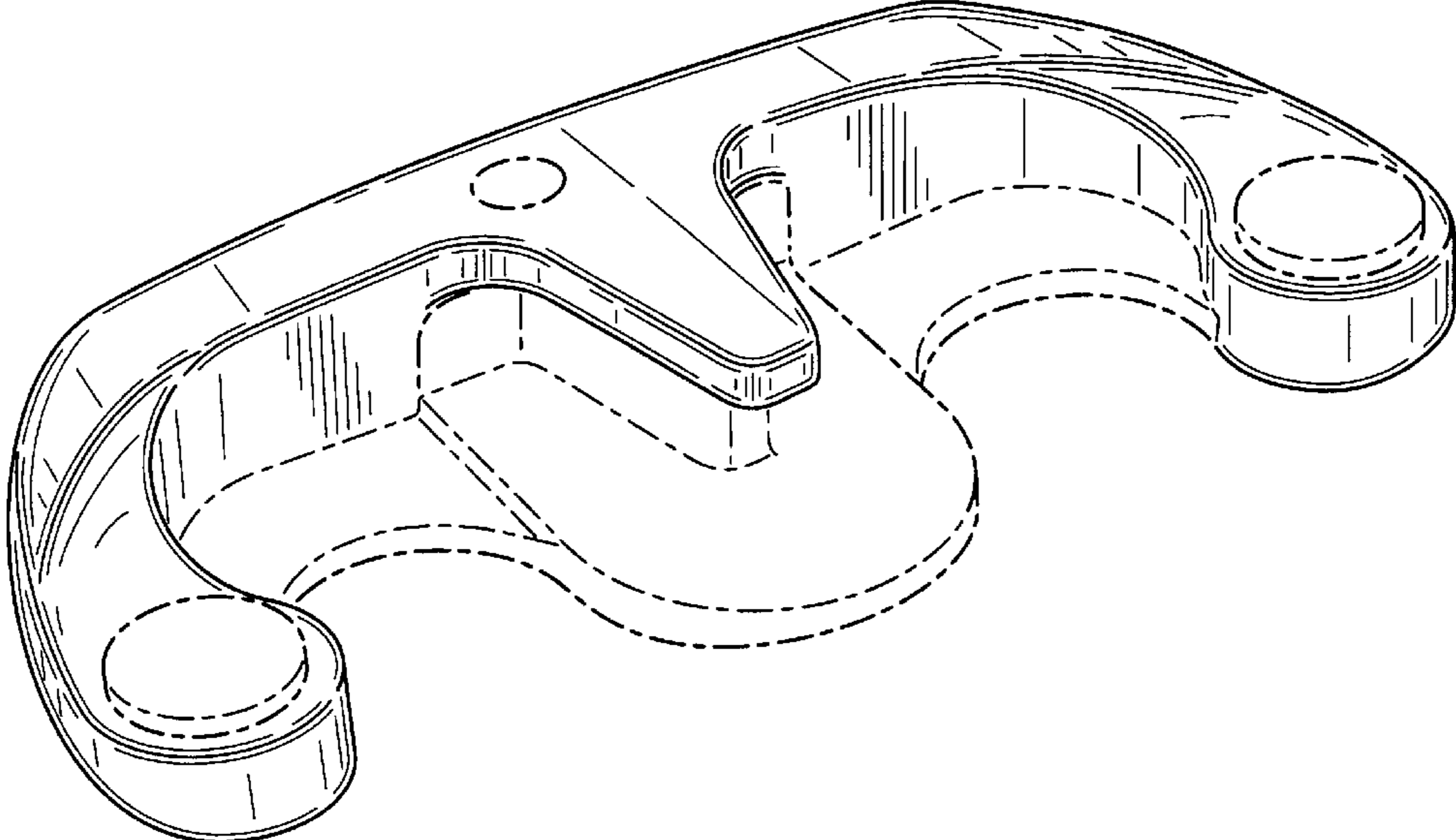


FIG. 1

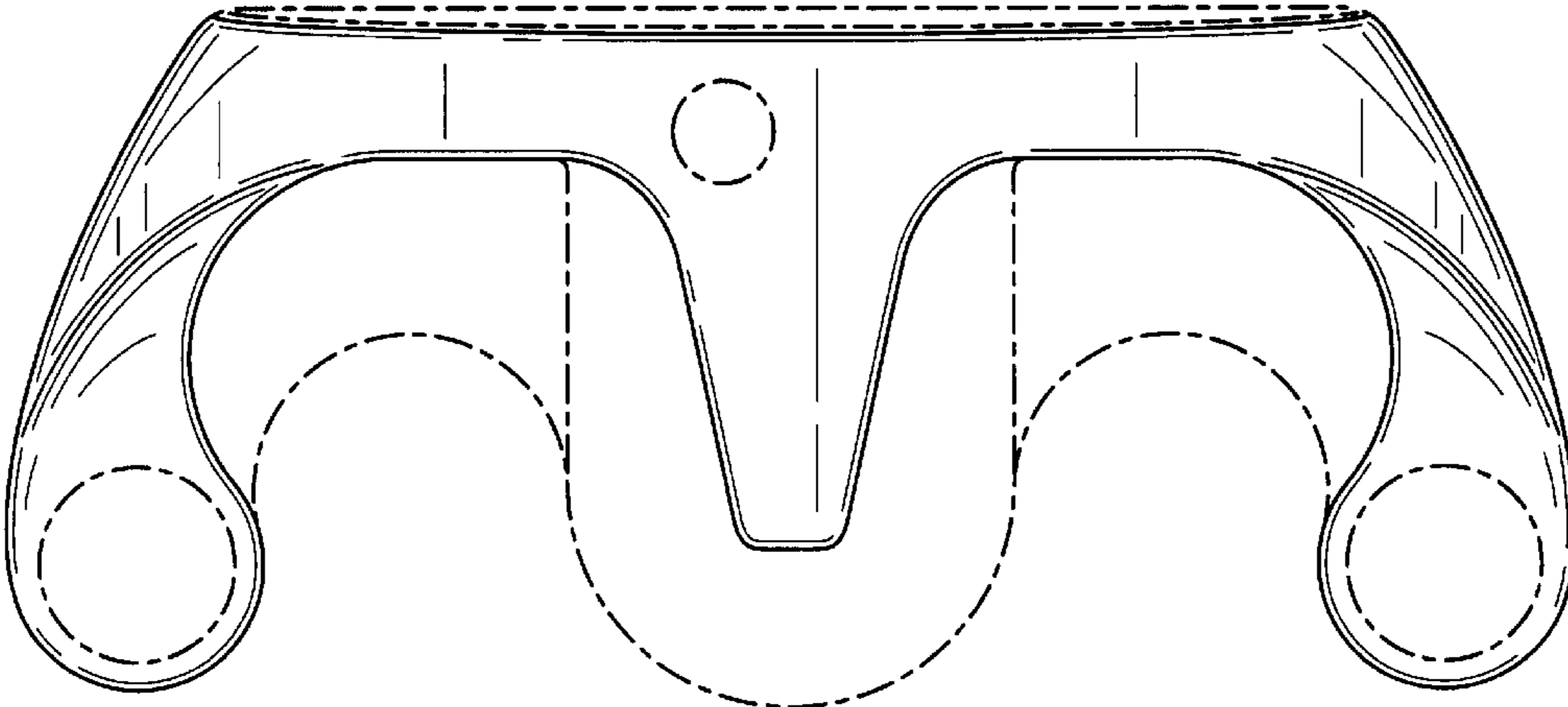


FIG. 2

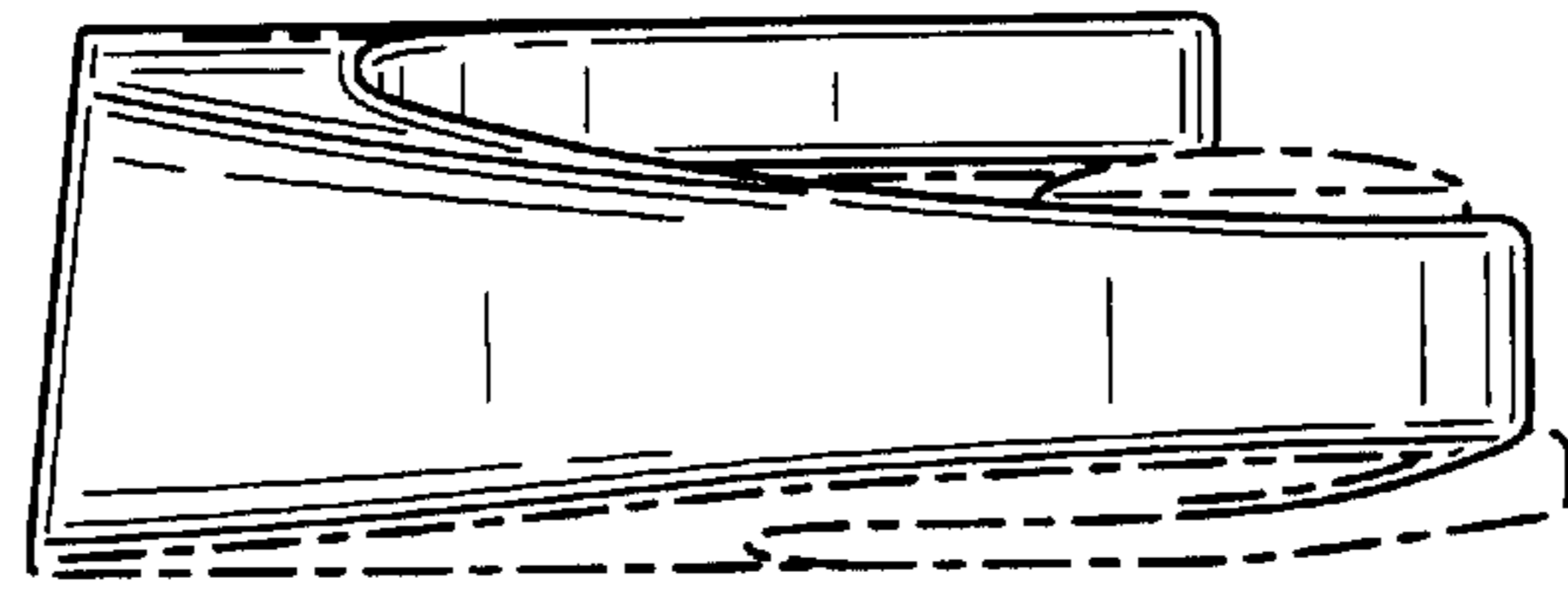


FIG. 3




FIG. 4




FIG. 5