



US00D516654S

(12) **United States Design Patent** (10) **Patent No.:** **US D516,654 S**
Kono (45) **Date of Patent:** **** Mar. 7, 2006**

(54) **HEAD FOR GOLF CLUB**

JP 1144265 S 6/2002

(75) Inventor: **Masaru Kono**, Kobe (JP)

OTHER PUBLICATIONS

(73) Assignee: **SRI Sports Limited**, Hyogo (JP)

Magazine titled "Goods Press" No. 4 published on Apr. 10, 2003 which was received by the National Center for Industrial Property Information on Mar. 27, 2003; p. 173. The article to which the design is applied is a head for A golf club. (JPO Design Division Documentation Section, Document No. HA15002872).

(**) Term: **14 Years**

Page 35 of a catalogue titled "EDWIN WATTS GOLF SHOPS Summer 1998" published by Edwin Watts Golf Shops, Inc.; p. 35, Mar. 31, 1999.

(21) Appl. No.: **29/195,164**

(22) Filed: **Dec. 9, 2003**

(30) **Foreign Application Priority Data**

Jun. 10, 2003 (JP) D2003-016339

* cited by examiner

(51) **LOC (8) Cl.** **21-02**

Primary Examiner—Mitchell Siegel

(52) **U.S. Cl.** **D21/759**

(74) *Attorney, Agent, or Firm*—Birch, Stewart, Kolasch & Birch, LLP

(58) **Field of Classification Search** D21/747–751,
D21/759; 473/324–331, 350

See application file for complete search history.

(57) **CLAIM**

The ornamental design for a head for golf club, as shown and described.

(56) **References Cited**

U.S. PATENT DOCUMENTS

DESCRIPTION

- D228,355 S * 9/1973 Penna D21/749
- 5,048,834 A * 9/1991 Gorman 473/350
- D381,385 S * 7/1997 Shinohara et al. D21/749
- 5,658,209 A * 8/1997 Blakemore 473/350
- D468,787 S * 1/2003 Oosthuizen D21/747
- 6,719,641 B1 * 4/2004 Dabbs et al. 473/291

FIG. 1 is a perspective view of a head for a golf club;
FIG. 2 is an elevational view thereof;
FIG. 3 is a left side view thereof;
FIG. 4 is a right side view thereof; and,
FIG. 5 is a top plan view thereof.

FOREIGN PATENT DOCUMENTS

The broken line showing is for illustrative purposes only and forms no part of the claimed design.

- JP 432693 S 10/1976
- JP 800092 S 11/1990
- JP 1137913 S 4/2002

1 Claim, 3 Drawing Sheets

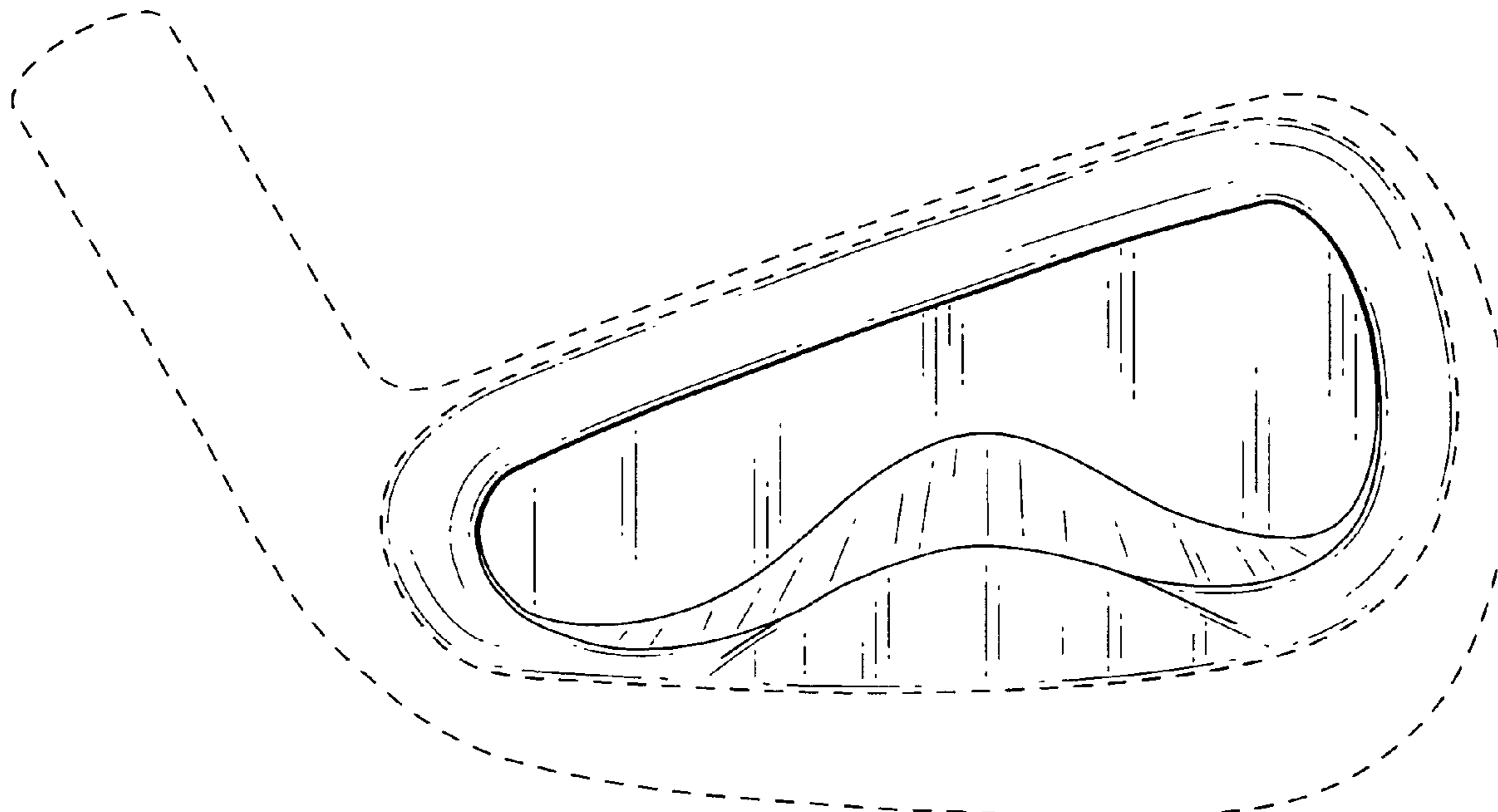


Fig. 1

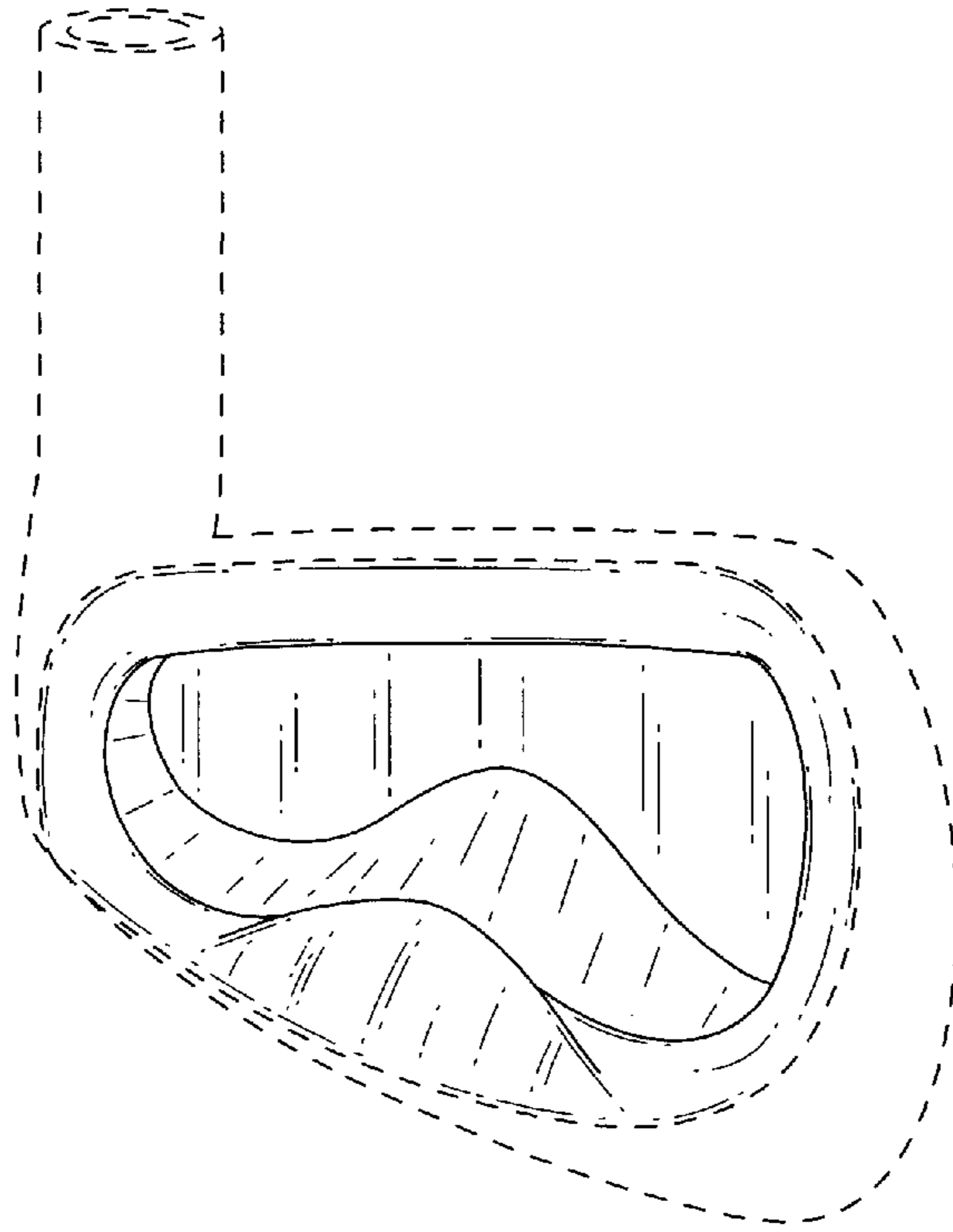


Fig. 2

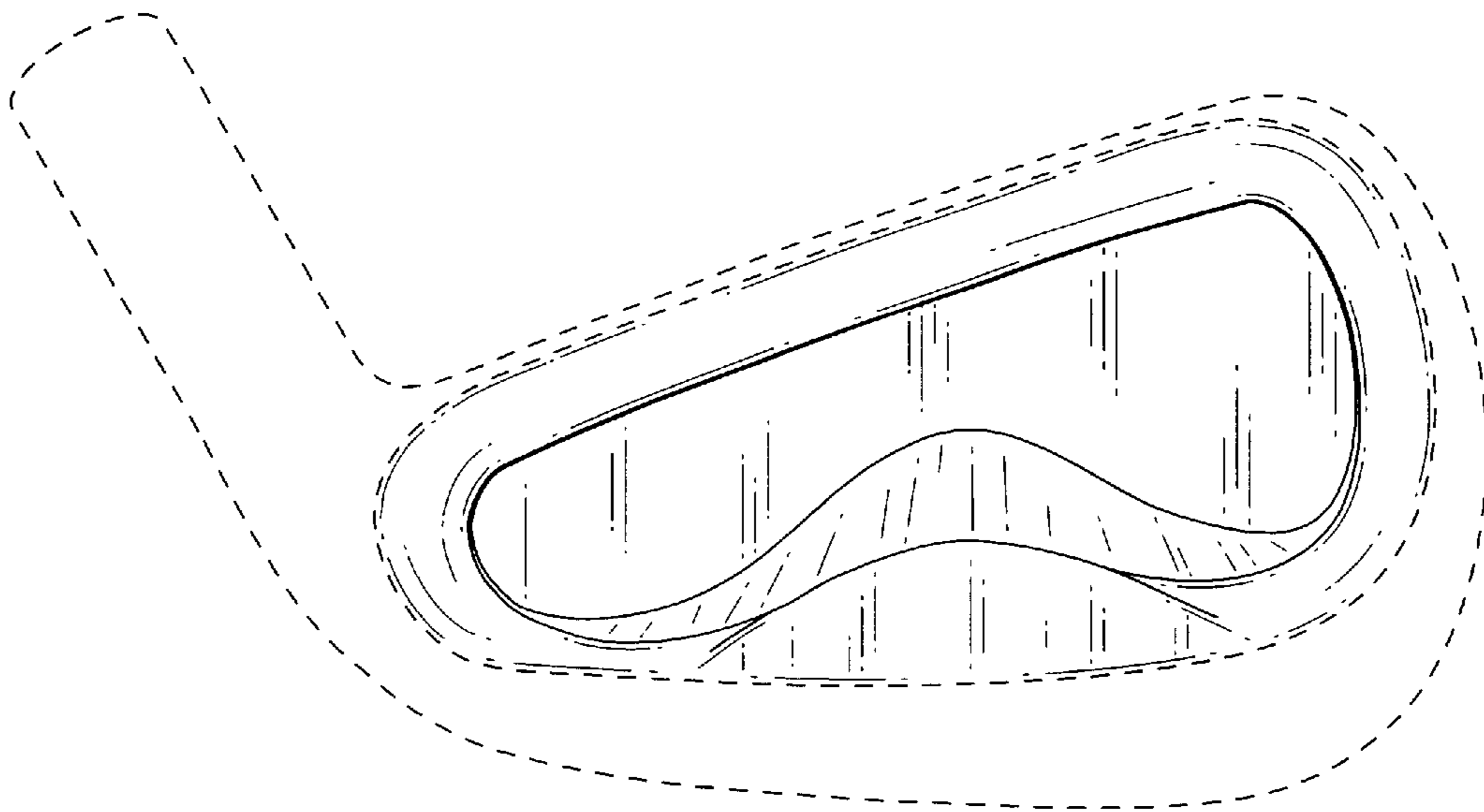


Fig. 3




Fig. 4

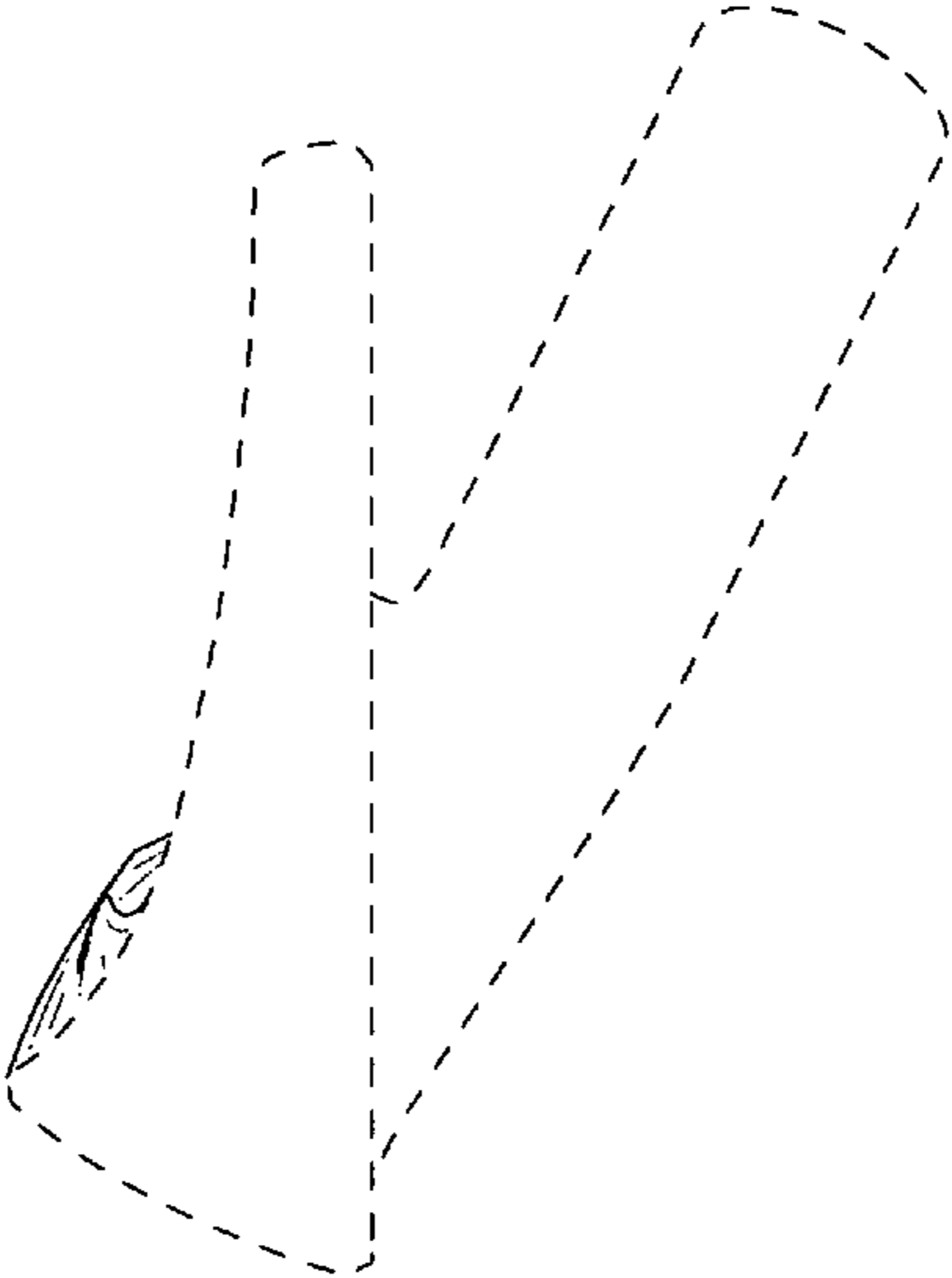


Fig. 5

