



US00D516638S

(12) **United States Design Patent** (10) **Patent No.:** **US D516,638 S**
Felberg et al. (45) **Date of Patent:** **** Mar. 7, 2006**

(54) EXERCISE DEVICE	5,989,167 A	11/1999	Manley
	6,110,081 A	8/2000	Barrett
(75) Inventors: Marc David Felberg , New York, NY (US); Margaret Tonne Goodman , New York, NY (US)	6,117,057 A	9/2000	Olschansky
	D438,577 S *	3/2001	Phillips D21/662
	6,319,180 B1	11/2001	Kallasy
	6,432,029 B1	8/2002	Almeda
(73) Assignee: Goodmarc Designs Ltd. , New York, NY (US)	2001/0029223 A1	10/2001	Kallasy
	2002/0098958 A1	7/2002	Watnik
	2002/0111256 A1	8/2002	Tuller
(**) Term: 14 Years	2003/0100414 A1	5/2003	Mahon
	2003/0181297 A1	9/2003	Suiter

(21) Appl. No.: **29/192,552**

(22) Filed: **Oct. 24, 2003**

(51) **LOC (8) Cl.** **21-02**

(52) **U.S. Cl.** **D21/662; D21/687**

(58) **Field of Classification Search** D21/662, D21/683, 687, 684, 694, 692; 482/140, 139
See application file for complete search history.

(56) **References Cited**

U.S. PATENT DOCUMENTS

D299,373 S	*	1/1989	Parker et al.	D21/682
5,169,372 A	*	12/1992	Tecco	482/140
5,267,931 A	*	12/1993	Faetini	482/140
5,295,949 A	*	3/1994	Hathaway	602/18
5,637,067 A	*	6/1997	Ausmus	482/140
5,692,996 A	*	12/1997	Widerman	482/93
5,709,634 A		1/1998	Pointer	
5,725,463 A		3/1998	Colonello	
D394,481 S	*	5/1998	DeLisse	D21/694
5,755,647 A		5/1998	Watnik	
5,776,042 A		7/1998	Szabo	
5,853,357 A		12/1998	Jones, Jr.	
5,857,948 A		1/1999	Barnett	
5,891,005 A		4/1999	Drukarov	
5,916,073 A		6/1999	Ellis	
5,921,903 A		7/1999	Lawrence	

FOREIGN PATENT DOCUMENTS

WO	WO97/34661	9/1997
WO	WO 03/080190 A2	10/2003

OTHER PUBLICATIONS

Epinions Available Abdominal Exercise Devices (120 Devices).

* cited by examiner

Primary Examiner—Philip S Hyder

(57) **CLAIM**

The ornamental design for an exercise device, as shown and described.

DESCRIPTION

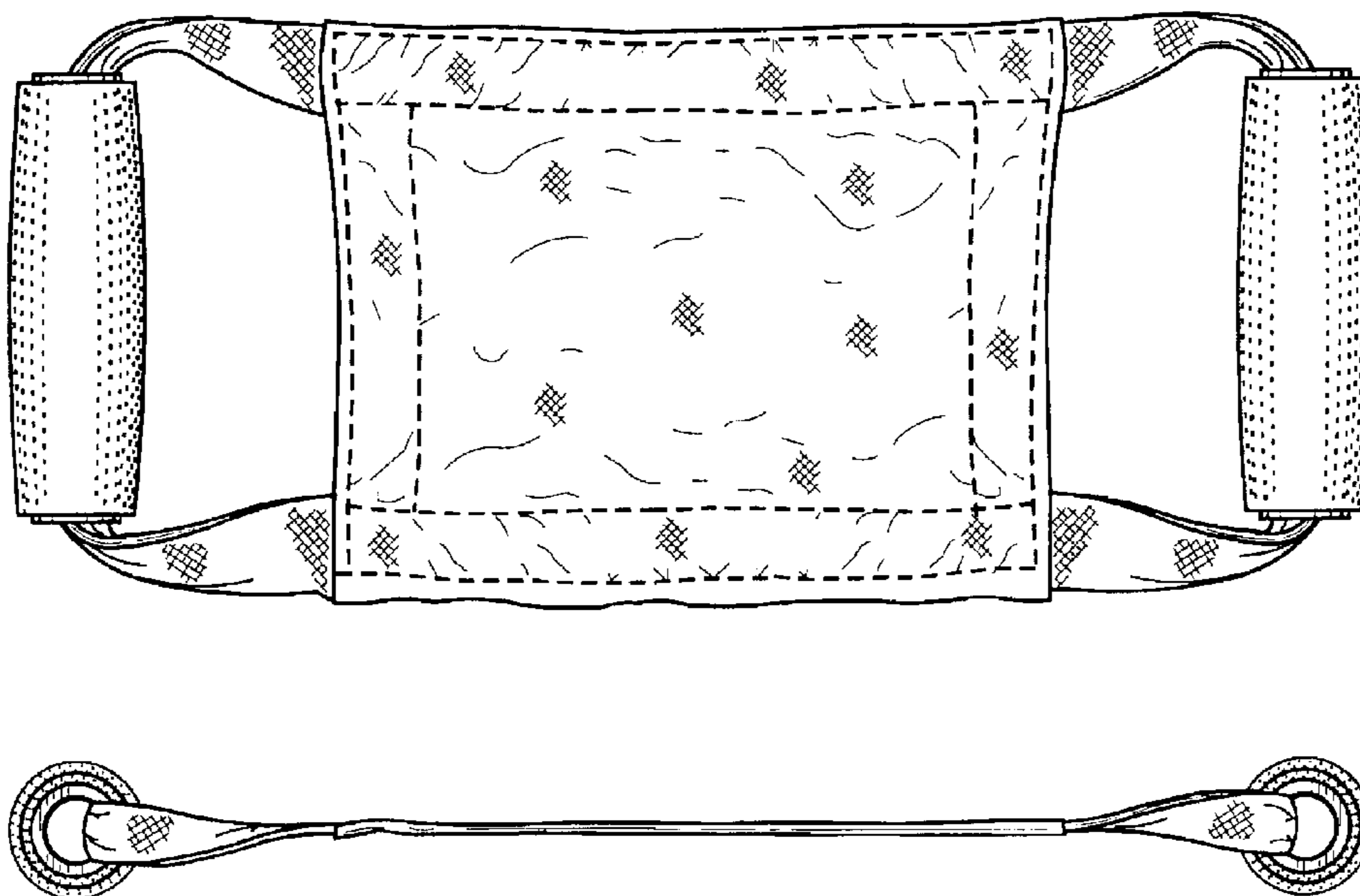
FIG. 1 is a elevation view of an exercise device showing my new design;

FIG. 2 is a top plan view thereof, wherein the bottom plan view is identical; and,

FIG. 3 is a side view thereof, wherein the opposite side is identical.

The dashed lines in FIG. 1 depict stitching.

1 Claim, 1 Drawing Sheet



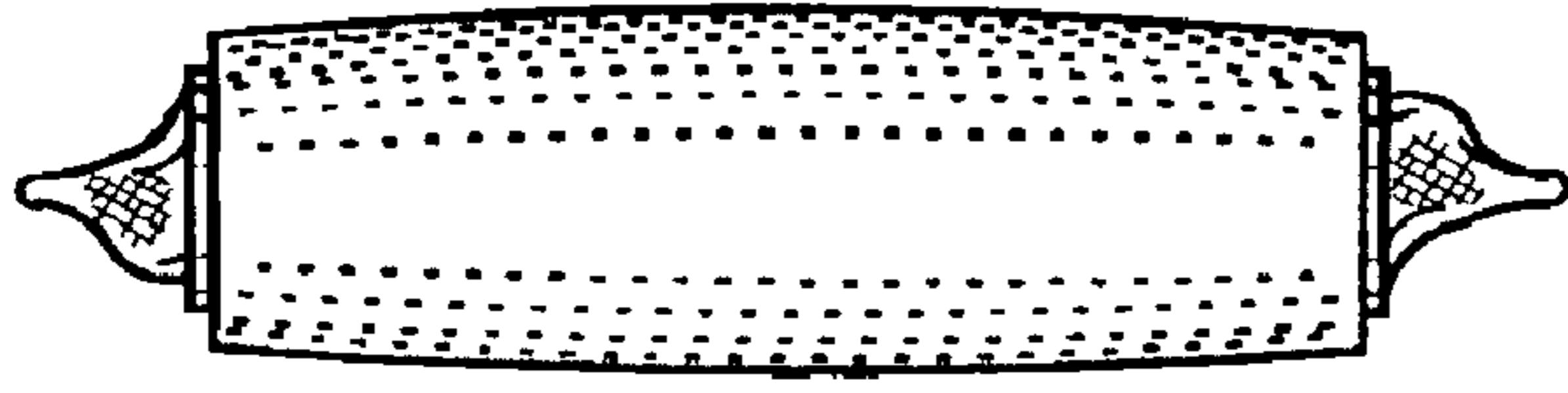


FIG. 3




FIG. 1




FIG. 2