

US00D516628S

(12) **United States Design Patent** (10) **Patent No.:** **US D516,628 S**
Lee (45) **Date of Patent:** **** Mar. 7, 2006**

(54) **NOVELTY PROMOTIONAL ITEM**

(75) **Inventor:** **Joon Lee**, Seoul (KR)
(73) **Assignee:** **Truevine, Inc.**, Arlington Heights, IL (US)

(**) **Term:** **14 Years**

(21) **Appl. No.:** **29/222,901**

(22) **Filed:** **Feb. 4, 2005**

(51) **LOC (8) Cl.** **20-03**

(52) **U.S. Cl.** **D20/29**

(58) **Field of Classification Search** D3/207,
D3/208; D11/44, 79, 99; D20/10, 22, 27,
D20/28, 99; D21/766, 769; D24/125, 136;
D30/155; 40/1.5, 124.06, 301, 330, 661,
40/661.04, 625, 633, 634; 119/655; 362/812;
D1/106; 600/240

See application file for complete search history.

(56) **References Cited**

U.S. PATENT DOCUMENTS

D236,995 S *	9/1975	Porsche	D21/766
D245,728 S *	9/1977	Rials	D3/215
4,311,740 A *	1/1982	Kay	428/43
D314,601 S *	2/1991	Floreani	D21/766
D325,062 S *	3/1992	Kogoj	D21/766
5,303,949 A *	4/1994	Harper et al.	280/608
D375,341 S *	11/1996	Andrevon et al.	D21/766
2005/0065411 A1 *	3/2005	Baldwin et al.	600/240

* cited by examiner

Primary Examiner—Robert M. Spear

(74) *Attorney, Agent, or Firm*—Greer, Burns & Crain, Ltd.

(57) **CLAIM**

The ornamental design for a novelty promotional item, as shown and described.

DESCRIPTION

FIG. 1 is a perspective view of the present new design of a novelty promotional item;

FIG. 2 is a front view of the novelty promotional item of FIG. 1;

FIG. 3 is a bottom view of the novelty promotional item of FIG. 1;

FIG. 4 is a top view of the novelty promotional item of FIG. 1;

FIG. 5 is a side view of the novelty promotional item of FIG. 1, both sides being identical;

FIG. 6 is a perspective view of the novelty promotional item of FIG. 1, shown bent in the longitudinal direction;

FIG. 7 is a perspective view of the novelty promotional item of FIG. 1, shown with a top end and a bottom end twisted in opposite directions;

FIG. 8 is a perspective view of an alternate embodiment of the novelty promotional item of the present new design;

FIG. 9 is a front view of the novelty promotional item of FIG. 8, the bottom, top and both side views being identical to the bottom, top and both side views shown in FIGS. 3, 4 and 5, respectively;

FIG. 10 is a perspective view of the novelty promotional item of FIG. 8, shown bent in the longitudinal direction;

FIG. 11 is a perspective view of the novelty promotional item of FIG. 8, shown with a top end and a bottom end twisted in opposite directions; and,

FIG. 12 is a perspective view of the novelty promotional item of FIG. 8, shown in one sample environment.

The details shown in broken lines are for illustrative purposes only and form no part of the claimed design.

1 Claim, 3 Drawing Sheets

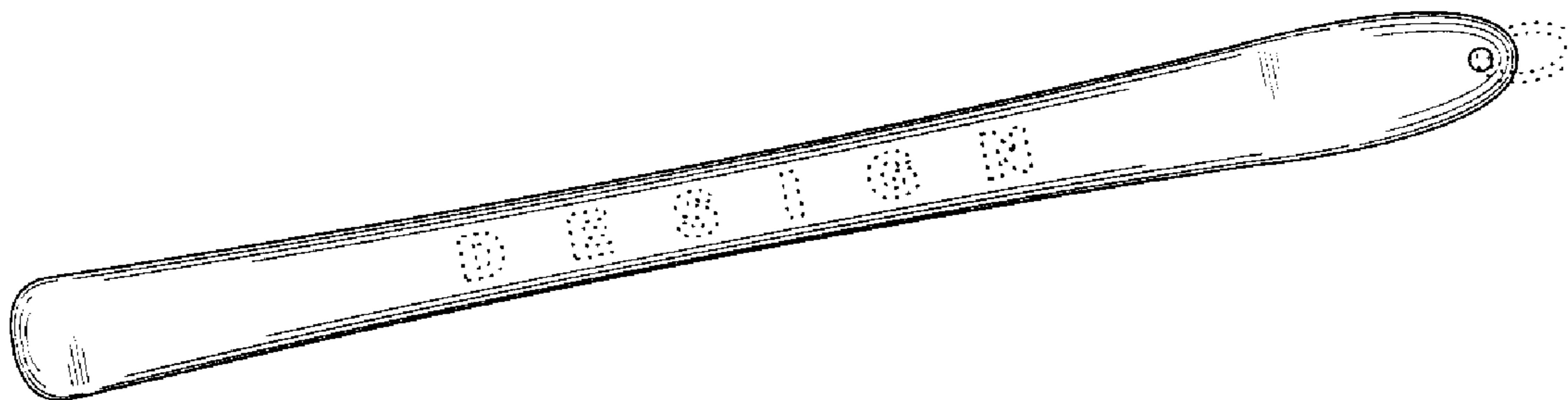


FIG. 1




FIG. 2

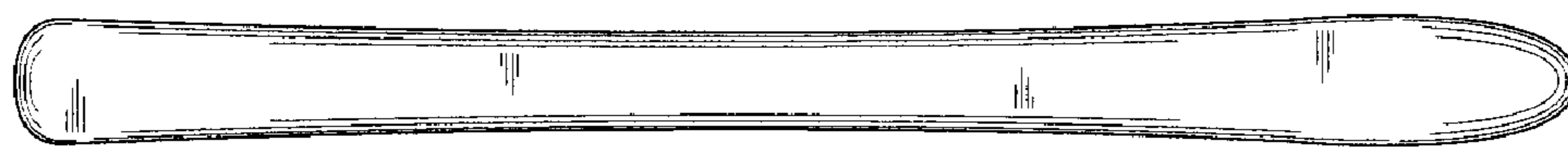


FIG. 3



FIG. 4



FIG. 5



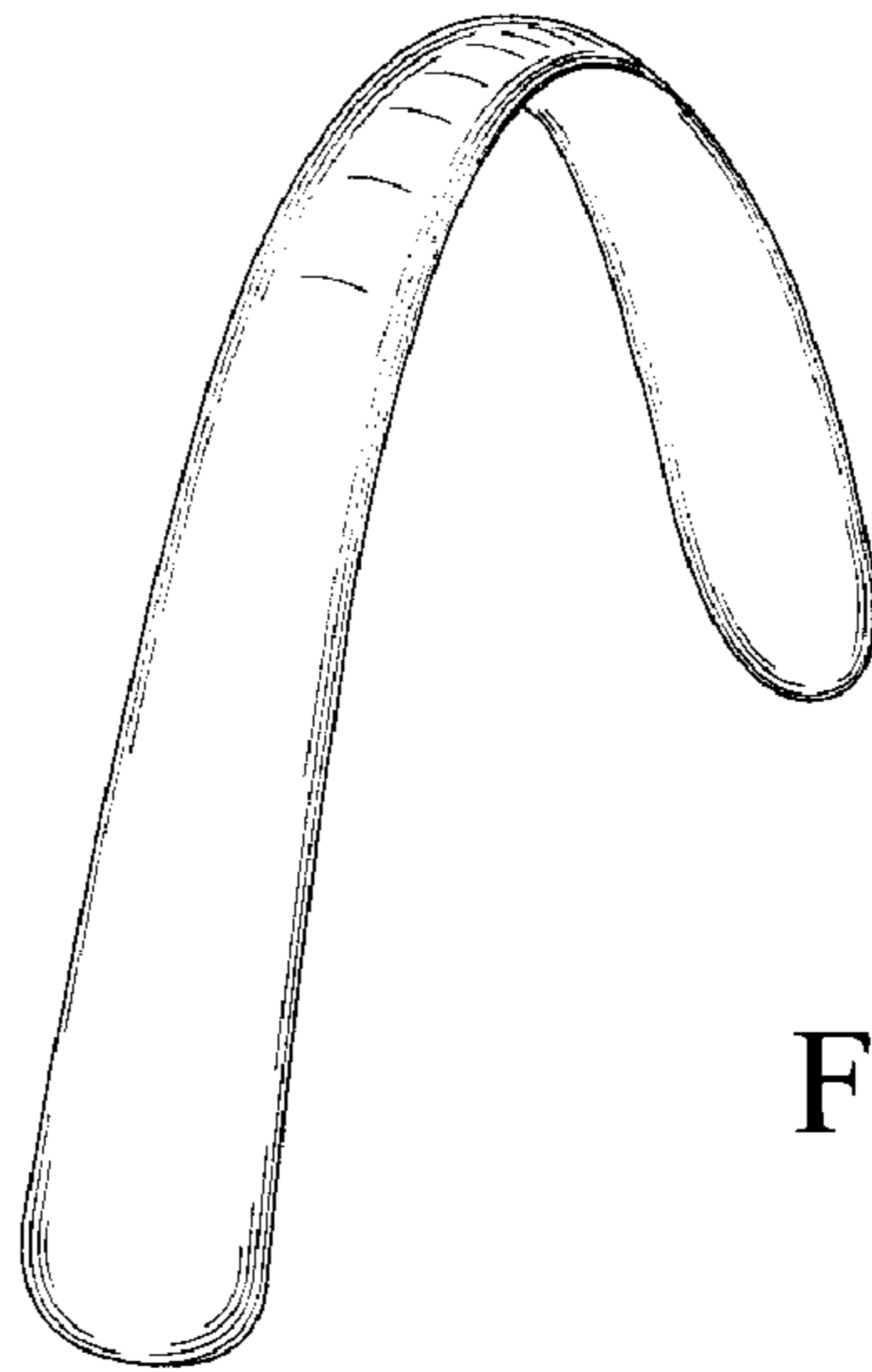


FIG. 6

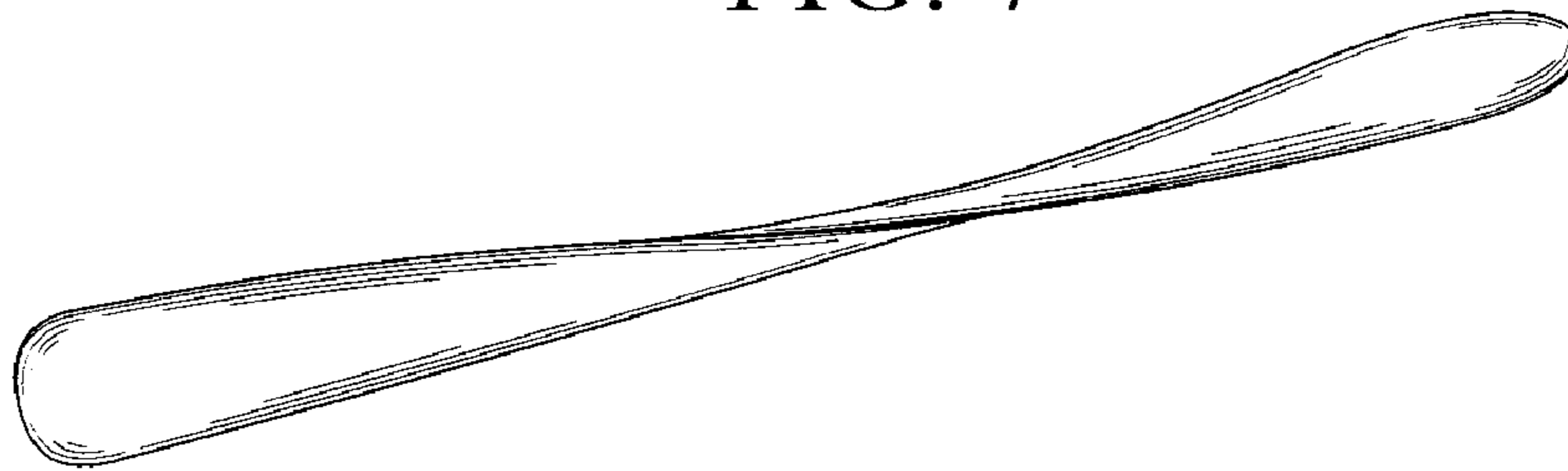


FIG. 7

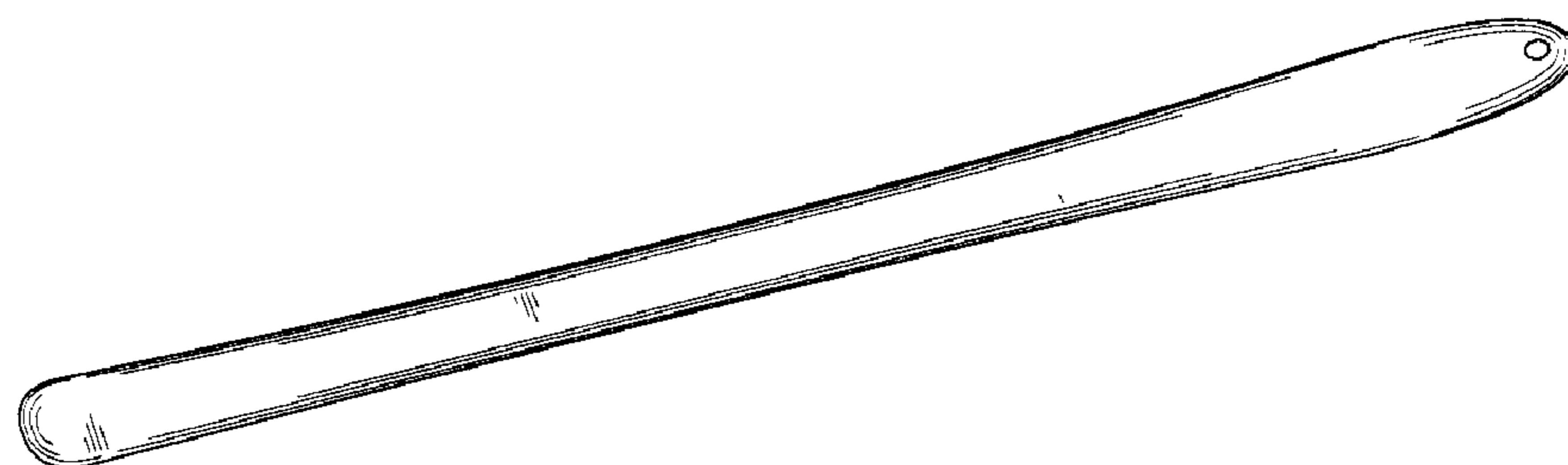


FIG. 8

FIG. 9

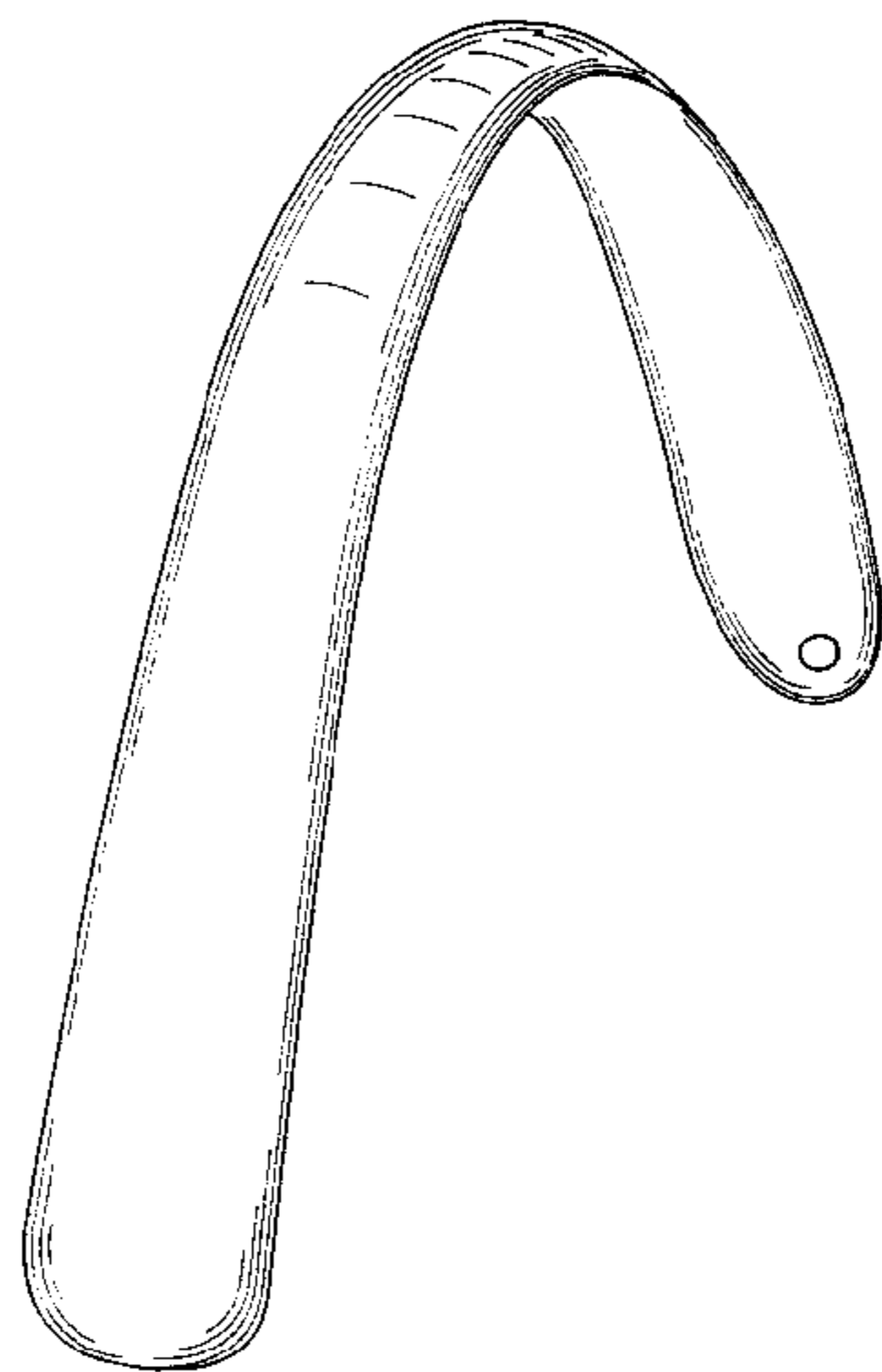
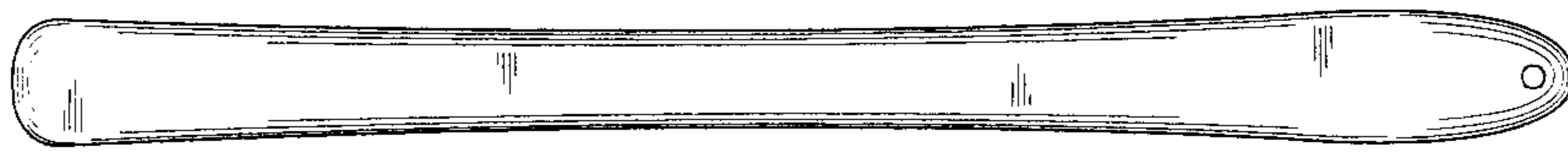


FIG. 10

FIG. 11

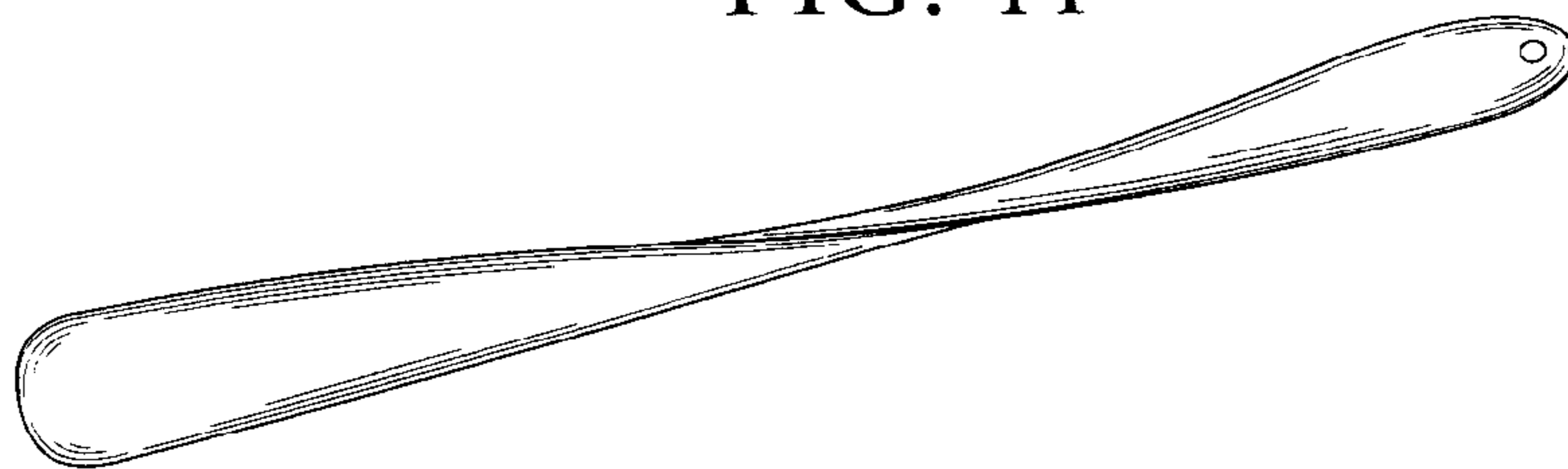


FIG. 12

