



US00D516627S

(12) **United States Design Patent**  
**Collins et al.**

(10) **Patent No.: US D516,627 S**  
(45) **Date of Patent: \*\* Mar. 7, 2006**

(54) **LABEL**

(75) Inventors: **Matthew Spencer Collins**,  
Bedfordshire (GB); **Michael Birsha**  
**Davies**, Ware (GB); **James William**  
**Godfrey**, Ware (GB)

(73) Assignee: **Glaxo Group Limited**, Greenford (GB)

(\*\*) Term: **14 Years**

(21) Appl. No.: **29/221,553**

(22) Filed: **Jan. 19, 2005**

(30) **Foreign Application Priority Data**

Jul. 19, 2004 (GB) ..... 3018135

(51) **LOC (8) Cl.** ..... **19-08**

(52) **U.S. Cl.** ..... **D20/22**

(58) **Field of Classification Search** ..... D20/22,  
D20/27, 40, 42, 43, 44, 99; D19/1, 2; 40/1,  
40/5, 6, 360, 630, 637, 638, 675, 299; 206/232,  
206/459.5; 283/67, 75, 81, 101, 900; 428/40.1,  
428/41.8, 42.3; D14/306, 356; D32/46; D8/16  
See application file for complete search history.

(56) **References Cited**

**U.S. PATENT DOCUMENTS**

1,999,011 A \* 4/1935 Wasser ..... 40/310

D161,797 S	*	1/1951	Smith .....	D20/10
D163,774 S	*	6/1951	Schwartz .....	D32/46
D194,090 S	*	11/1962	Mercourelli .....	D20/15
D305,439 S	*	1/1990	Spendier .....	D19/1
D398,391 S	*	9/1998	Kutchko .....	D23/366
D401,259 S	*	11/1998	Chapman et al. ....	D16/219
D416,050 S	*	11/1999	Caloia et al. ....	D20/22
D425,536 S	*	5/2000	Schelling et al. ....	D16/219
D428,932 S	*	8/2000	Caloia et al. ....	D20/22
D453,796 S	*	2/2002	Lewicki, Sr. ....	D20/10
D470,186 S	*	2/2003	Fuss .....	D20/22
D490,932 S	*	6/2004	Mammone .....	D28/7
D509,024 S	*	8/2005	Pimentel .....	D28/7

\* cited by examiner

*Primary Examiner*—Robert M. Spear

(74) *Attorney, Agent, or Firm*—James P. Riek

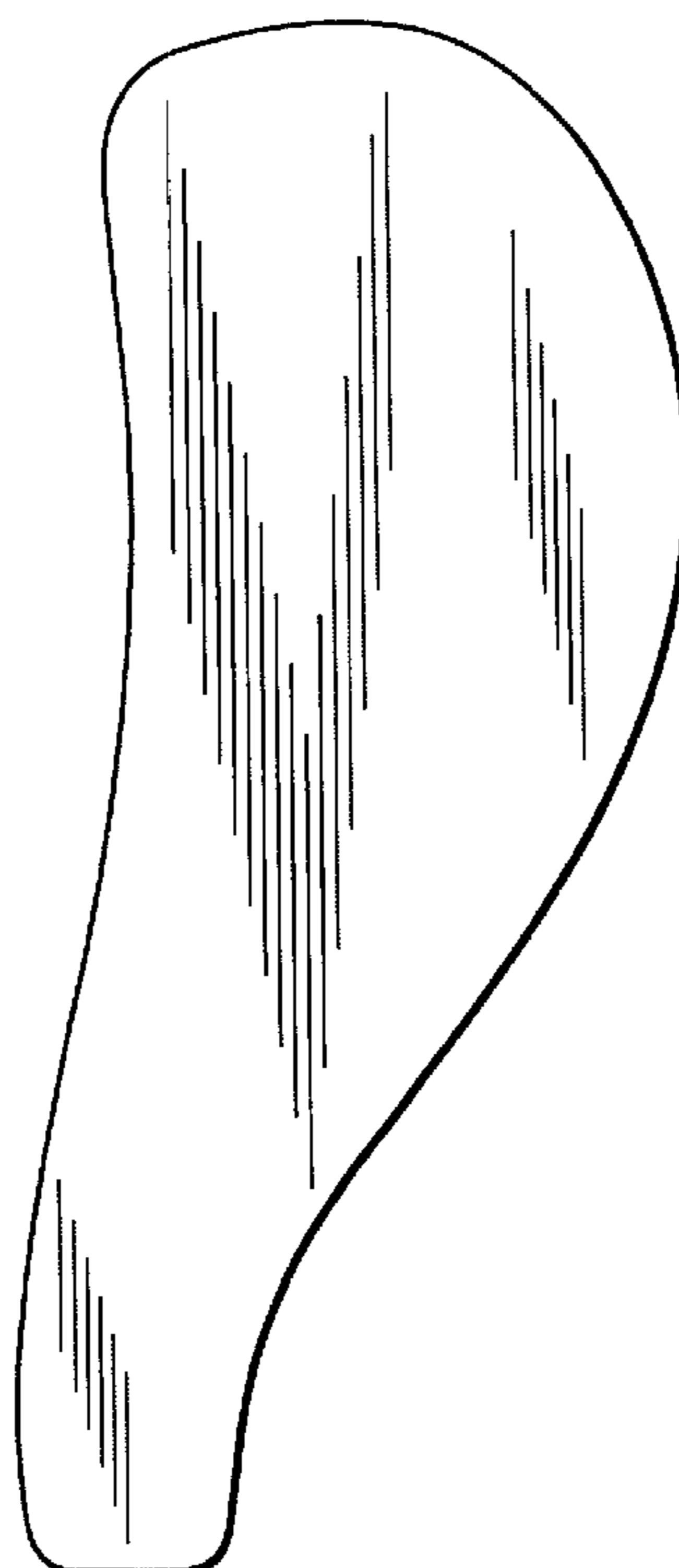
(57) **CLAIM**

The ornamental design for a label, as shown and described.

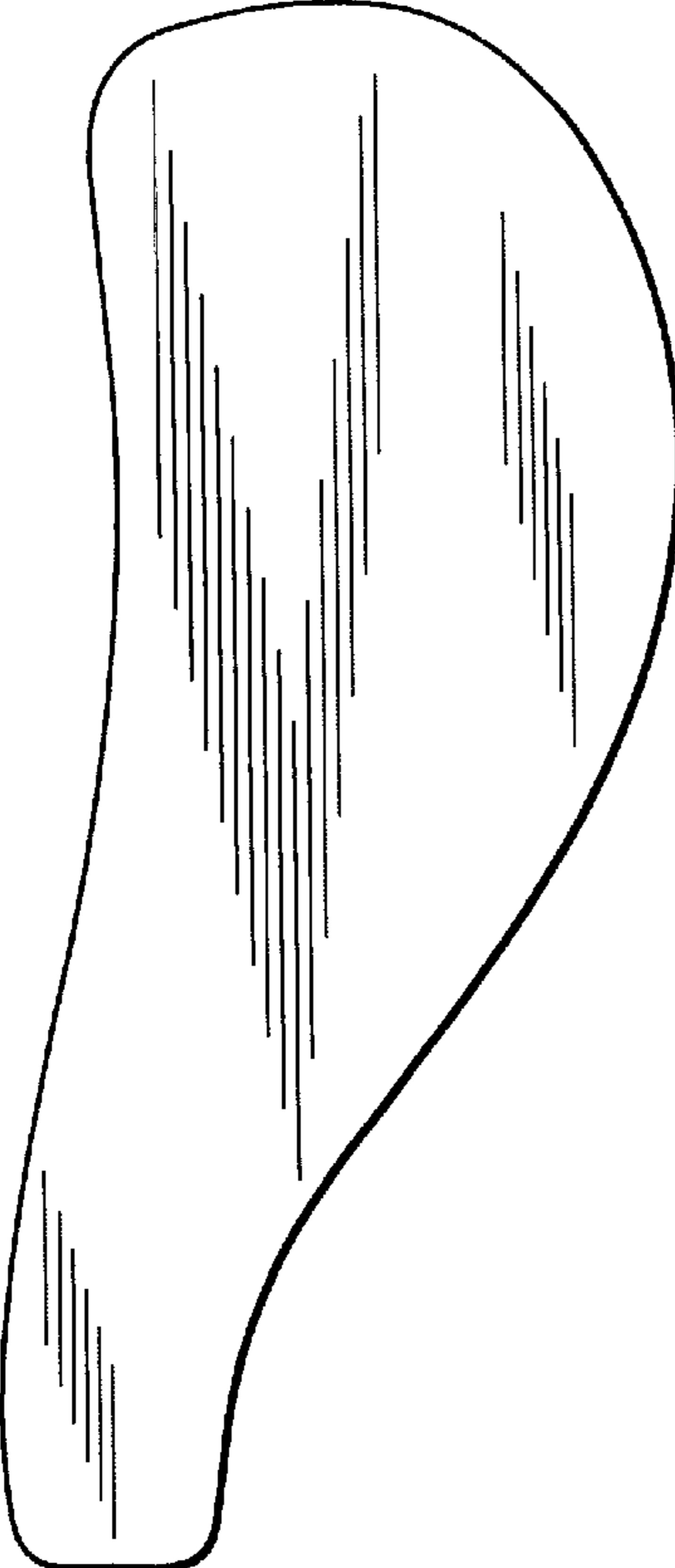
**DESCRIPTION**

FIG. 1 is a front view of the label of our new design;  
FIG. 2 is side view of of the label depicted in FIG. 1.  
FIG. 3 is a rear view of the label of FIG. 1;  
FIG. 4 is a end view of the label of FIG. 1; and,  
FIG. 5 is an opposite end view of the nozzle of FIG. 1.

**1 Claim, 1 Drawing Sheet**



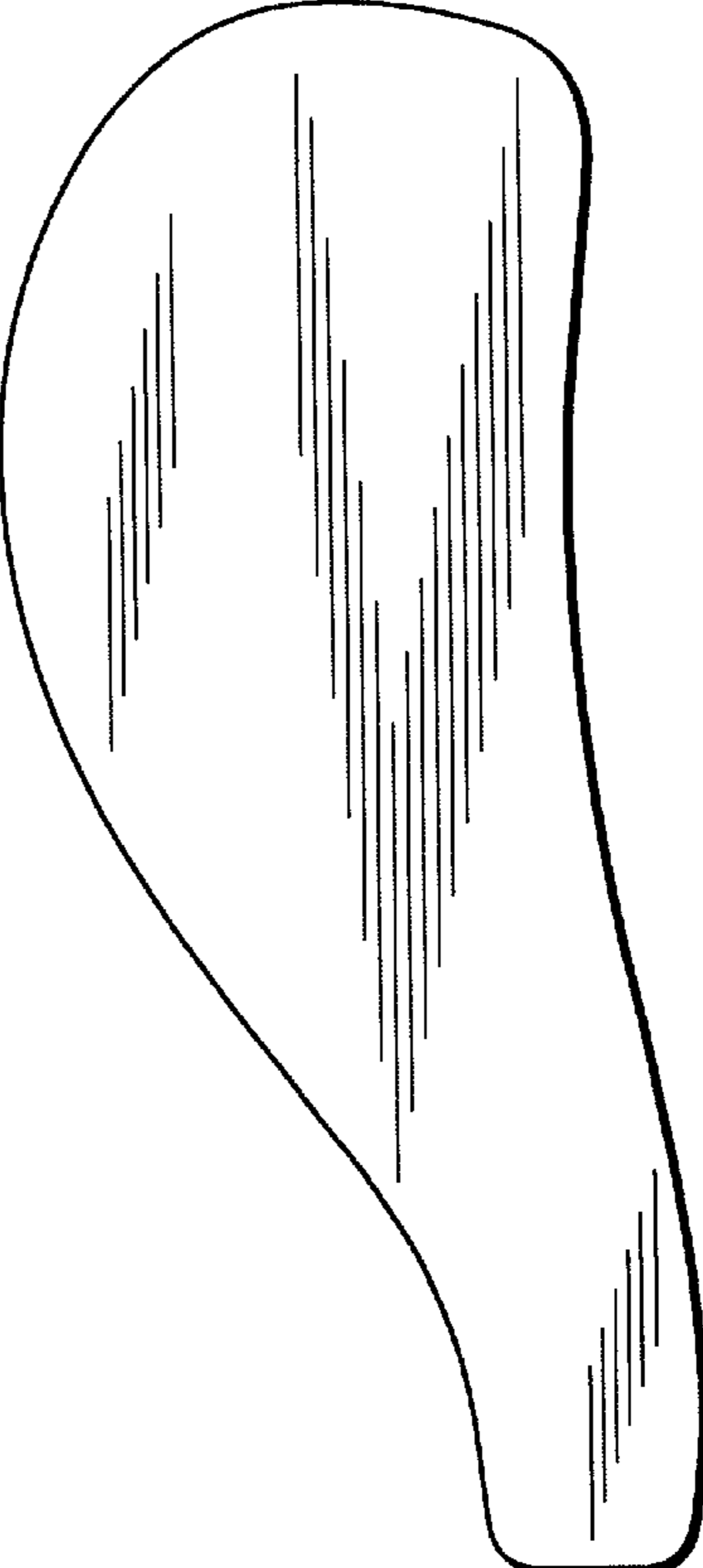
**FIG. 1**



**FIG. 2**



**FIG. 3**



**FIG. 4**



**FIG. 5**

