



US00D516609S

(12) **United States Design Patent**  
**Rose**

(10) **Patent No.:** **US D516,609 S**  
(45) **Date of Patent:** **\*\* Mar. 7, 2006**

(54) **STRINGED MUSICAL INSTRUMENT HEADSTOCK**

(76) **Inventor:** **Floyd D. Rose**, 215 259th Pl. NE.,  
Sammamish, WA (US) 98074

(\*\*) **Term:** **14 Years**

(21) **Appl. No.:** **29/214,189**

(22) **Filed:** **Sep. 29, 2004**

(51) **LOC (8) Cl.** ..... **17-03**

(52) **U.S. Cl.** ..... **D17/20**

(58) **Field of Classification Search** ..... D17/14,  
D17/15, 18-20; 84/267, 290, 291-293  
See application file for complete search history.

(56) **References Cited**

**U.S. PATENT DOCUMENTS**

3,595,118	A	*	7/1971	Paxton	.....	D17/20
4,950,437	A	*	8/1990	Lieber	.....	84/293
D401,267	S	*	11/1998	Dame et al.	.....	D17/20
D483,055	S	*	12/2003	Vogel	.....	D17/20
D484,175	S	*	12/2003	Baron	.....	D17/20

6,781,049 B2 \* 8/2004 Taylor ..... 84/293

\* cited by examiner

*Primary Examiner*—Adir Aronovich  
(74) *Attorney, Agent, or Firm*—Lerner, David, Littenberg,  
Krumholz & Mentlik, LLP

(57) **CLAIM**

The ornamental design for a stringed musical instrument headstock, as shown and described.

**DESCRIPTION**

FIG. 1 is a top and right side perspective view of a stringed musical instrument headstock, showing my new design;  
FIG. 2 is a top plan view thereof;  
FIG. 3 is a bottom plan view thereof;  
FIG. 4 is a front elevational view thereof;  
FIG. 5 is a rear elevational view thereof  
FIG. 6 is a left side elevational view thereof  
FIG. 7 is a right side elevational view thereof; and,  
FIG. 8 is a top perspective view of a stringed musical instrument headstock, the broken line showing of a neck and body is for environmental purposes only and forms no part of the claimed design.

**1 Claim, 3 Drawing Sheets**

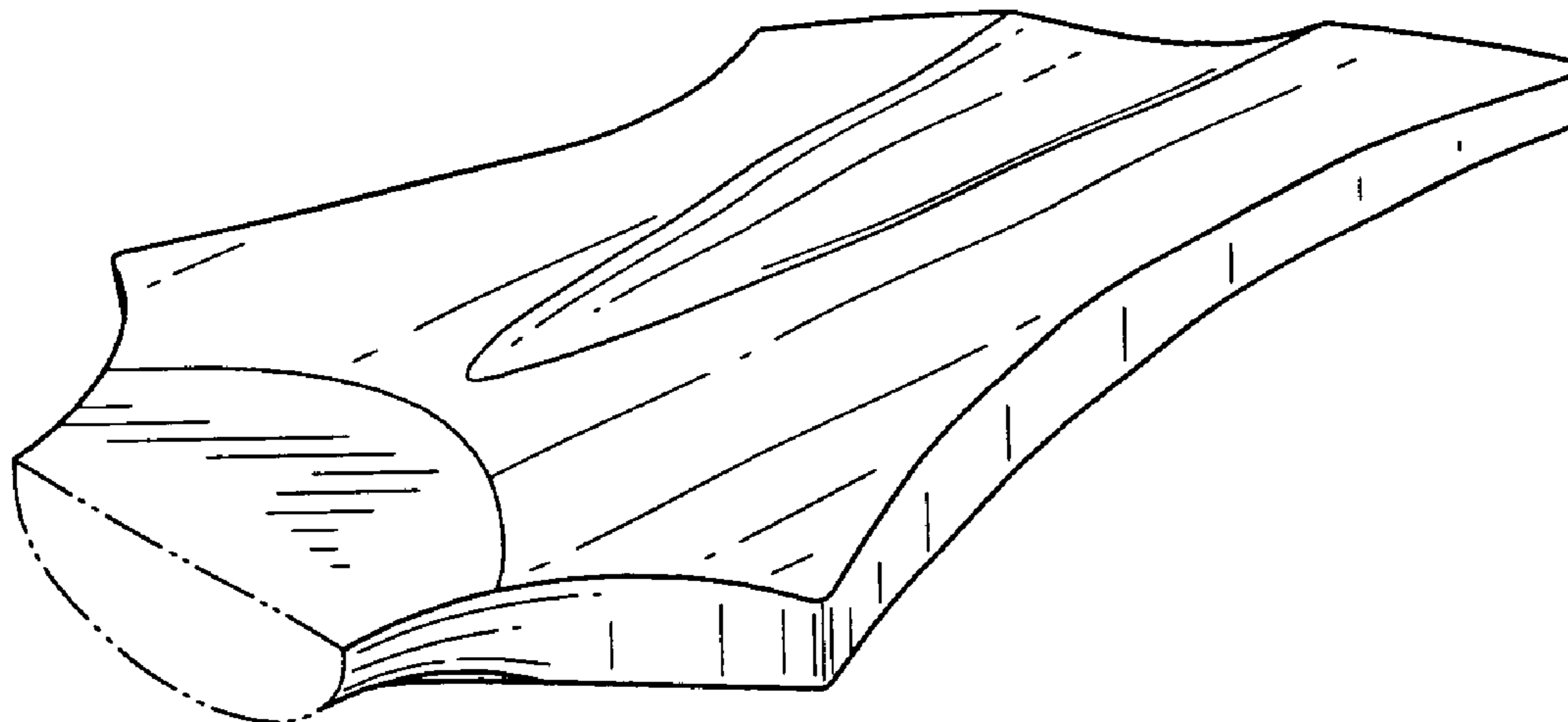


FIG. 1

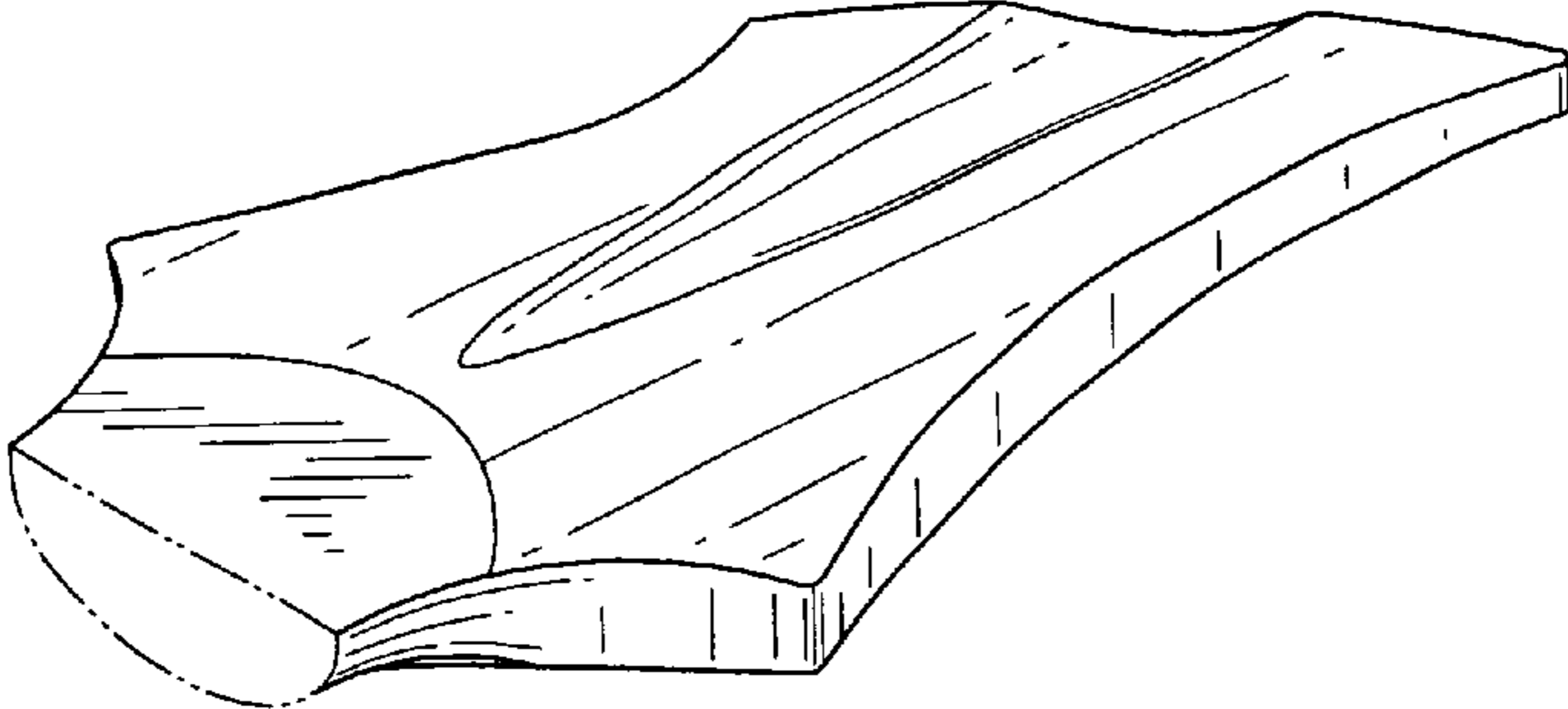


FIG. 2



FIG. 3

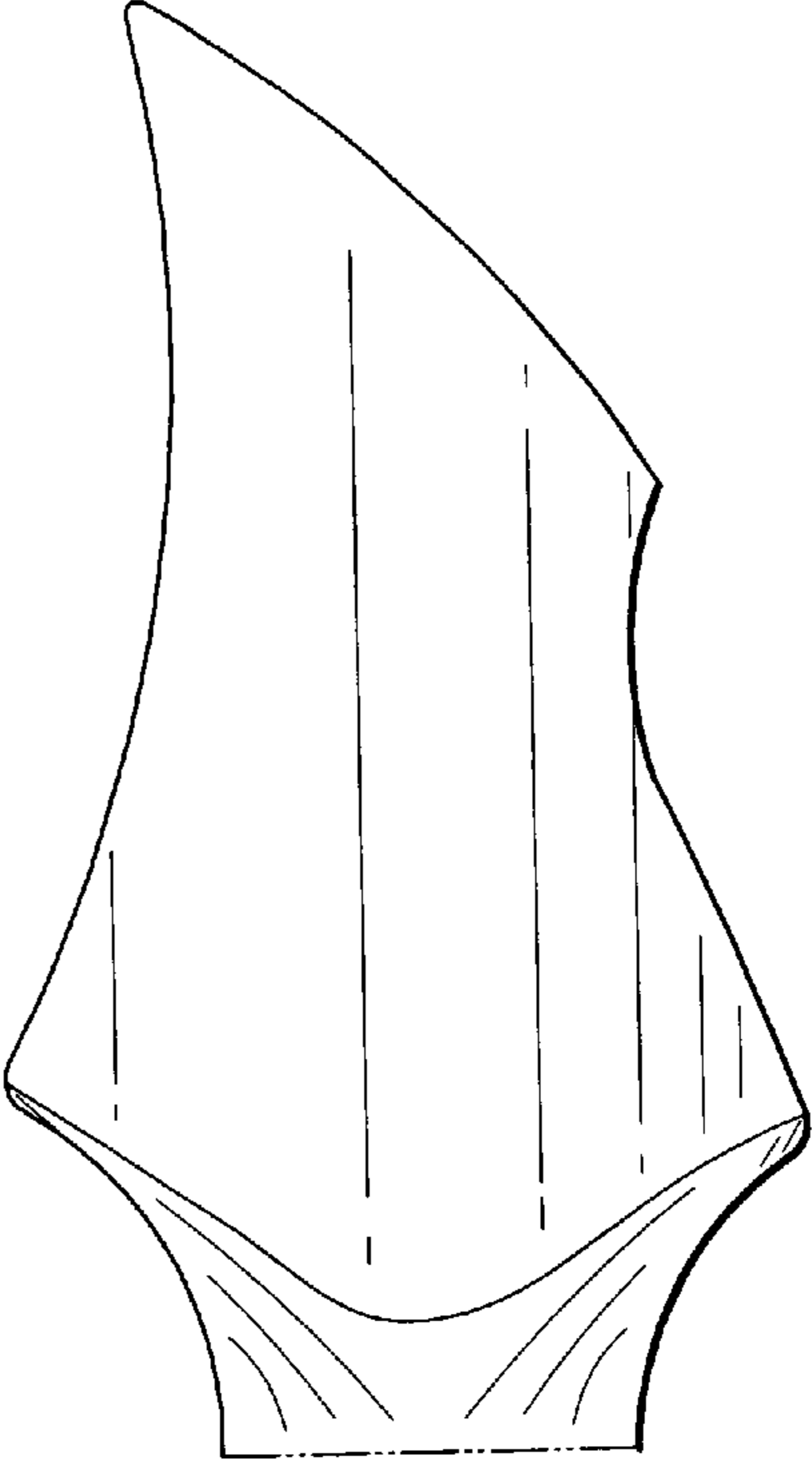


FIG. 4



FIG. 5




FIG. 6

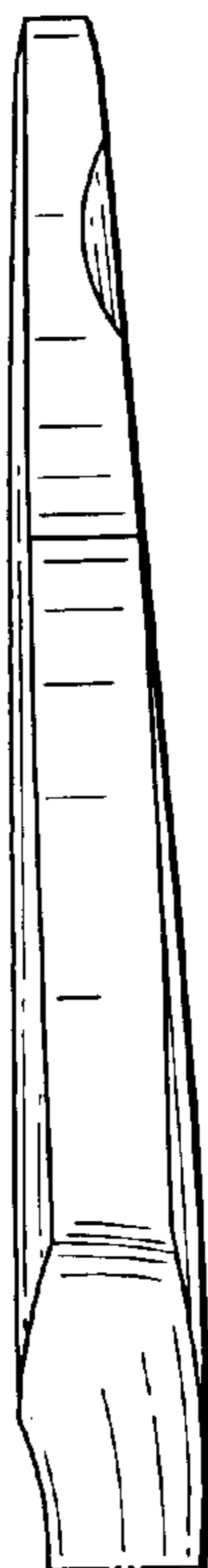
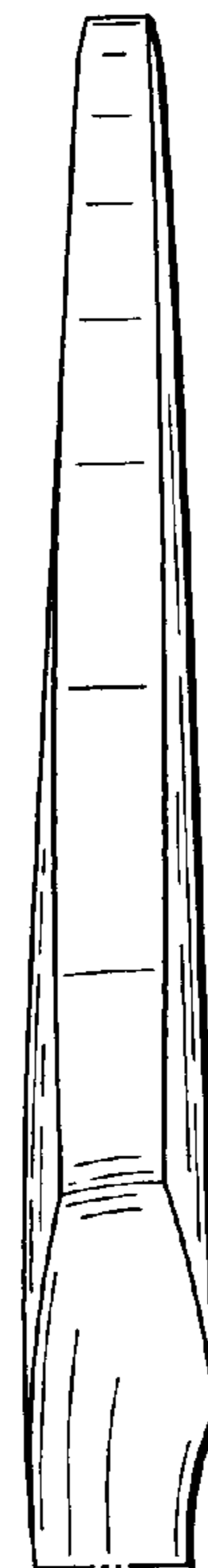


FIG. 7



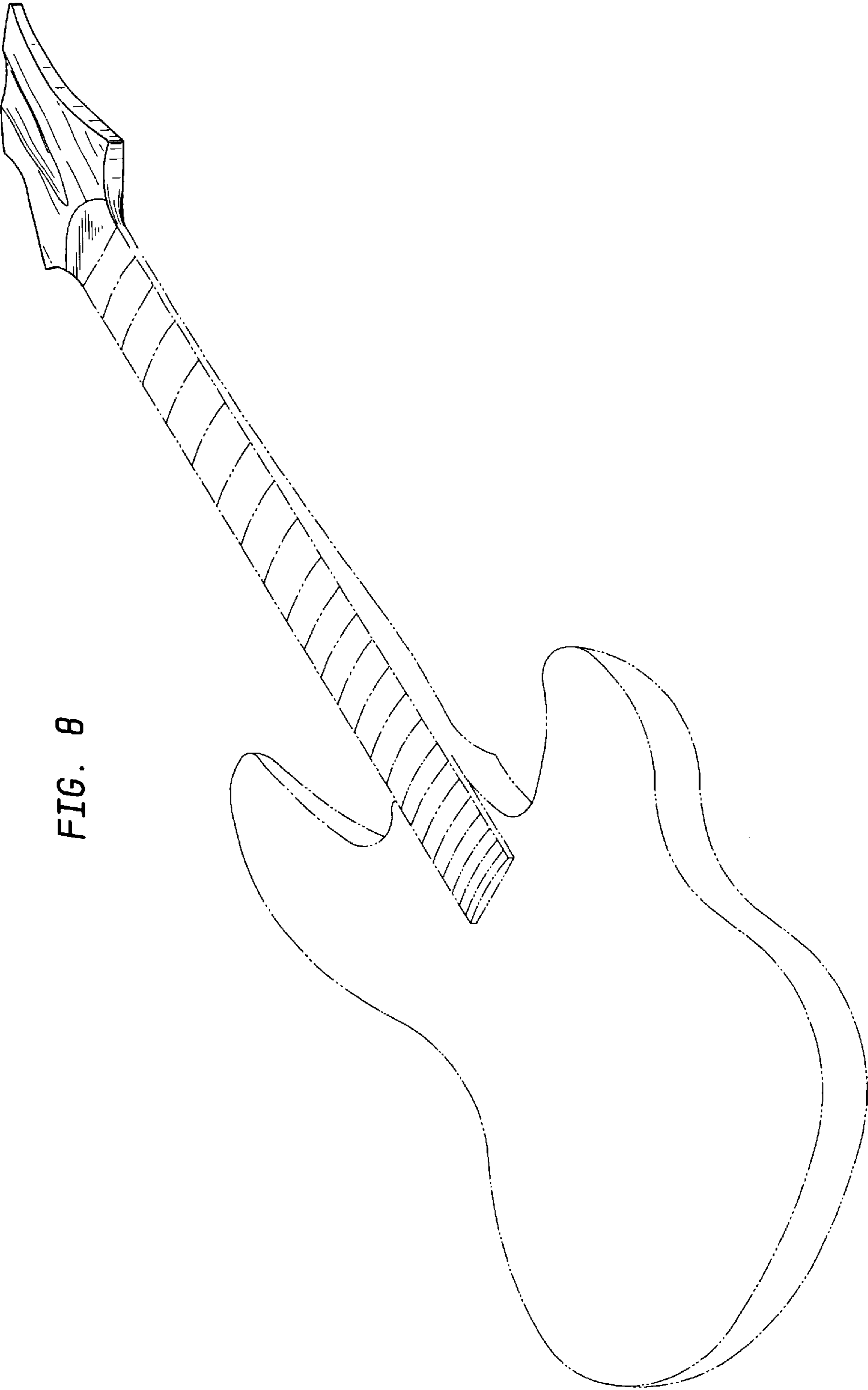


FIG. 8