



US00D516572S

(12) **United States Design Patent**
Wang et al.

(10) **Patent No.:** **US D516,572 S**
(45) **Date of Patent:** **** Mar. 7, 2006**

(54) **COMPUTER FRONT BEZEL**

D439,254 S * 3/2001 Zhao D14/441
D459,357 S * 6/2002 Lo D14/444

(75) Inventors: **Yu Wang**, Shenzhen (CN); **Chun-Chi Liang**, Tu-Chen (TW); **Yun-Dong Xu**, Shenzhen (CN)

* cited by examiner

Primary Examiner—Freda S. Nunn

(73) Assignee: **Hon Hai Precision Ind. Co., Ltd.**, Taipei Hsien (TW)

(74) *Attorney, Agent, or Firm*—Wei Te Chung

(**) Term: **14 Years**

(57) **CLAIM**

The ornamental design for a computer front bezel, as shown and described.

(21) Appl. No.: **29/220,442**

DESCRIPTION

(22) Filed: **Dec. 29, 2004**

(30) **Foreign Application Priority Data**

Oct. 7, 2004 (CN) 2004300860058

FIG. 1 is a perspective view of a computer front bezel of our new design;

(51) **LOC (8) Cl.** **14-02**

FIG. 2 is a front elevational view thereof;

(52) **U.S. Cl.** **D14/444**

FIG. 3 is a rear elevational view thereof;

(58) **Field of Classification Search** D14/441-446;
D13/162, 184, 199; 312/223.2; 360/680-686,
360/690-696

FIG. 4 is a left side elevational view thereof;

FIG. 5 is a right side elevational view thereof;

FIG. 6 is a top plan view thereof;

FIG. 7 is a bottom plan view thereof; and,

FIG. 8 is a perspective view thereof being mounted to a computer enclosure which is shown in broken lines for illustrative purposes only and forms no part of the claimed design.

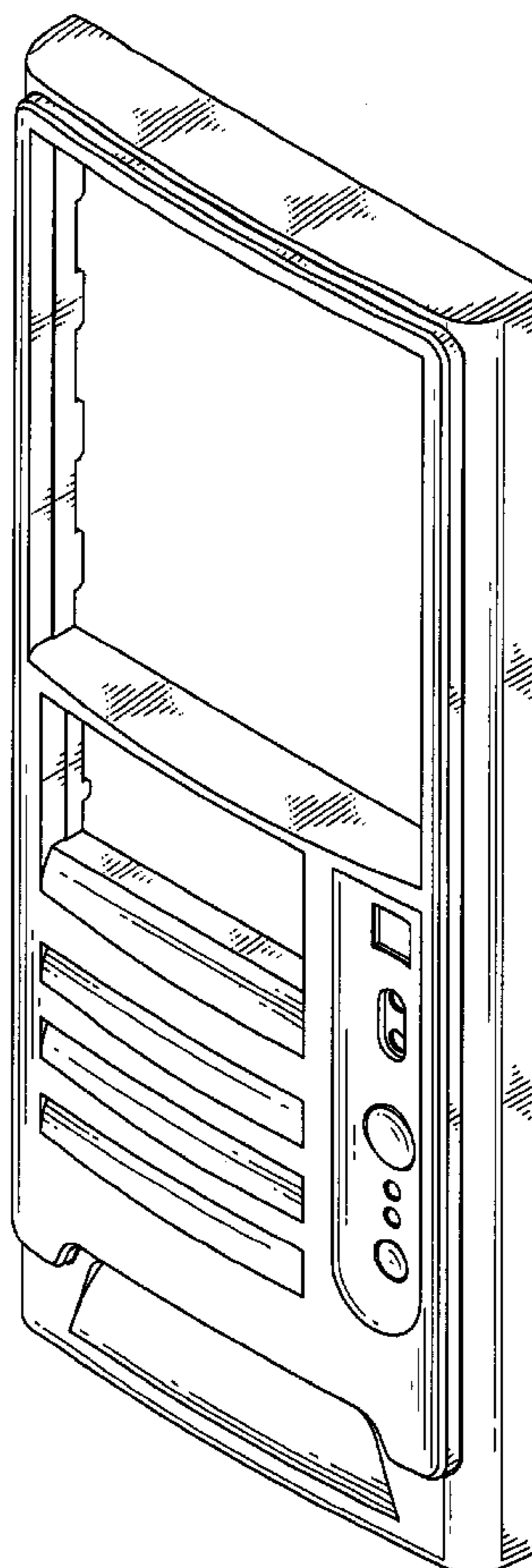
See application file for complete search history.

(56) **References Cited**

U.S. PATENT DOCUMENTS

D431,825 S * 10/2000 Jean et al. D14/444

1 Claim, 6 Drawing Sheets






FIG. 1




FIG. 2




FIG. 3

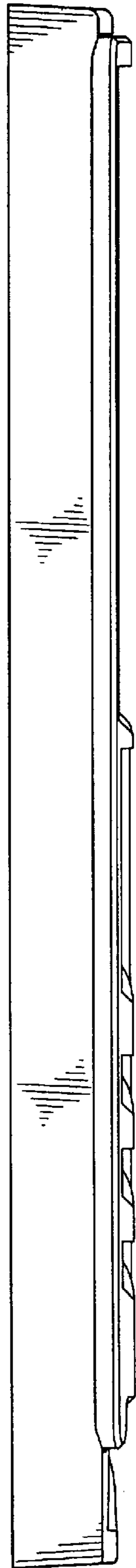


FIG. 4

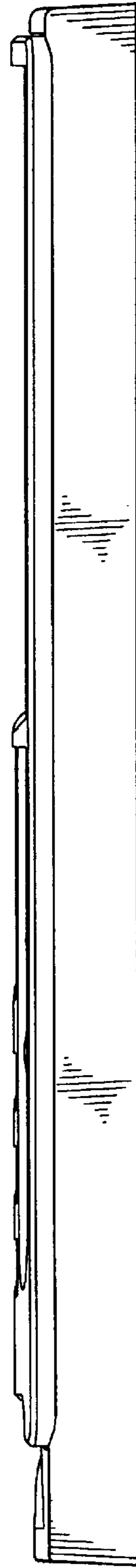


FIG. 5




FIG. 6




FIG. 7

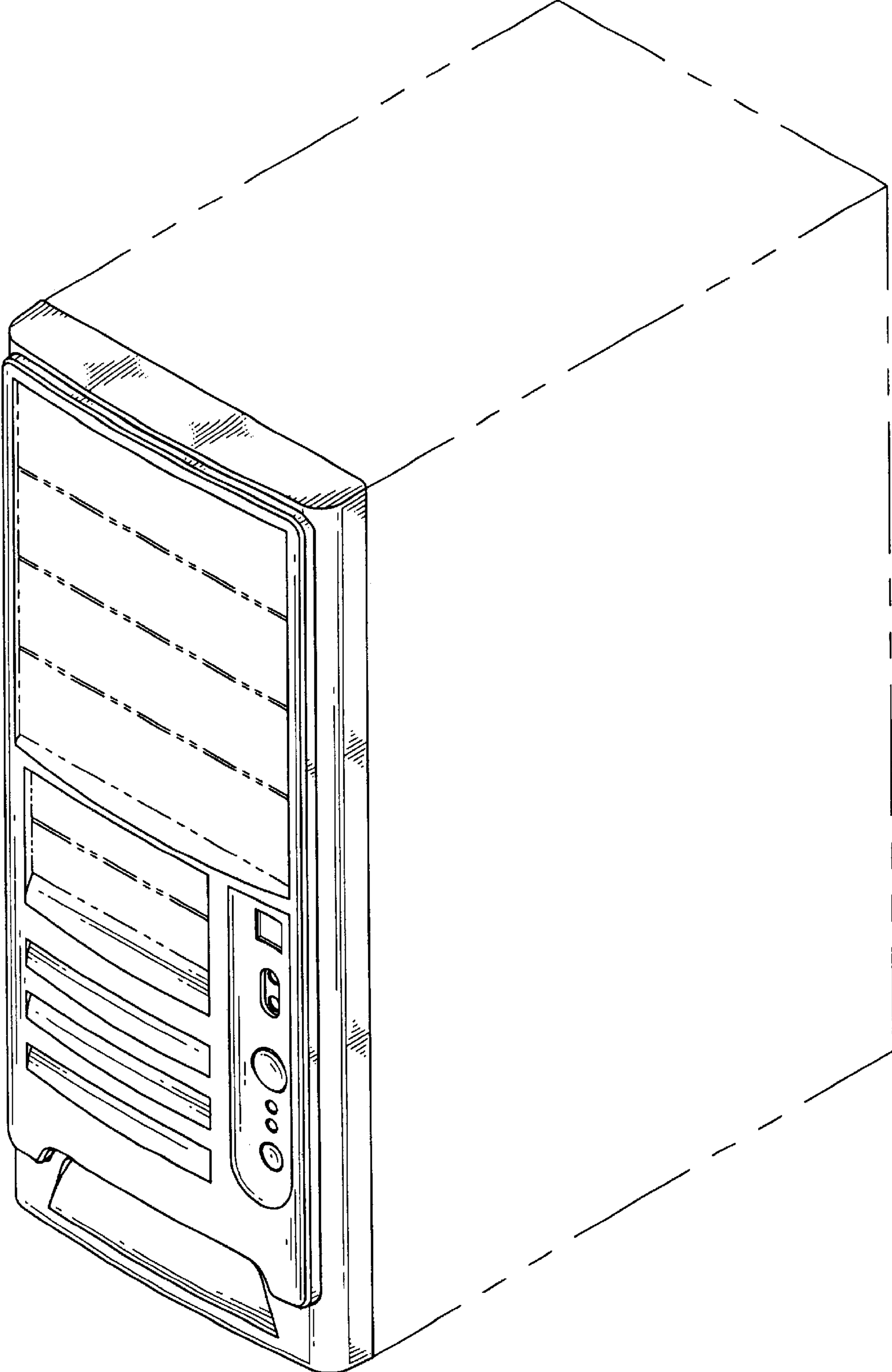


FIG. 8