



US00D516540S

(12) **United States Design Patent**
Beauchemin et al.

(10) **Patent No.: US D516,540 S**
(45) **Date of Patent: ** Mar. 7, 2006**

(54) **EARPHONE RADIO AND COMPUTER FILE
PLAYER**

(76) Inventors: **Marco Beauchemin**, 2360 Provost,
Apt. 1, Lachine QC (CA), H8S 1R4;
Melanie Lafond, 2630 Provost, Apt. 1,
Lachine QC (CA), H8S 1R4

(**) Term: **14 Years**

(21) Appl. No.: **29/189,154**

(22) Filed: **Aug. 29, 2003**

(51) **LOC (8) Cl. 14-03**

(52) **U.S. Cl. D14/192; D14/205**

(58) **Field of Classification Search D14/188,**
D14/223, 192-198, 205, 206; 181/129, 130;
379/430, 431, 440, 444; 381/309, 370, 376,
381/377; 455/344-351

See application file for complete search history.

(56) **References Cited**

U.S. PATENT DOCUMENTS

3,902,120 A	8/1975	Dascal et al.	
3,984,885 A	* 10/1976	Yoshimura et al.	381/309
D321,879 S	* 11/1991	Emmerling	D14/192
5,095,382 A	* 3/1992	Abe	398/202
5,146,619 A	* 9/1992	Brown	455/351
D342,947 S	* 1/1994	Totsuka	D14/192

5,635,908 A	* 6/1997	Soper	340/574
5,640,458 A	6/1997	Nishiguchi et al.	
D386,181 S	* 11/1997	Fisher	D14/205
D394,062 S	* 5/1998	Chun	D14/192
D409,614 S	5/1999	Carlton	
D411,200 S	* 6/1999	Almqvist	D14/192
D418,509 S	* 1/2000	Zeitman	D14/192
6,141,424 A	10/2000	Takiguchi et al.	
6,154,539 A	* 11/2000	Pitel	379/430
D439,574 S	3/2001	Katayama	
6,236,732 B1	5/2001	Griffith	
D460,432 S	7/2002	Brown	

* cited by examiner

Primary Examiner—Prabhakar Deshmukh

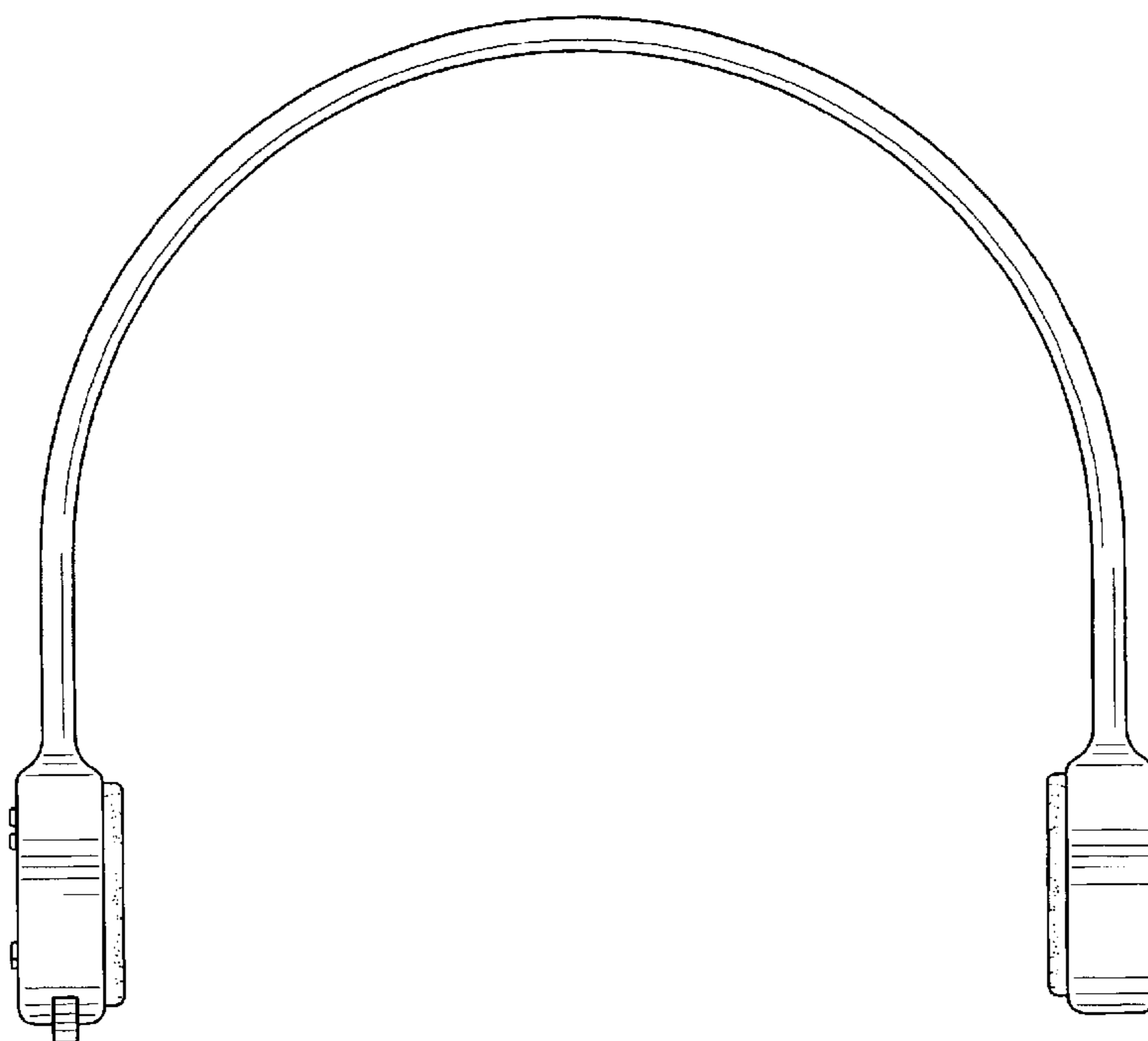
(57) **CLAIM**

The ornamental design for a earphone radio and computer file player, as shown and described.

DESCRIPTION

FIG. 1 is a front elevational view of a earphone radio and computer file player showing my new design;
FIG. 2 is a rear elevational view thereof;
FIG. 3 is a side view, taken from the left side of FIG. 1;
FIG. 4 is a side view, taken from the right side of FIG. 1;
FIG. 5 is a top plan view thereof; and,
FIG. 6 is a bottom plan view thereof.

1 Claim, 4 Drawing Sheets



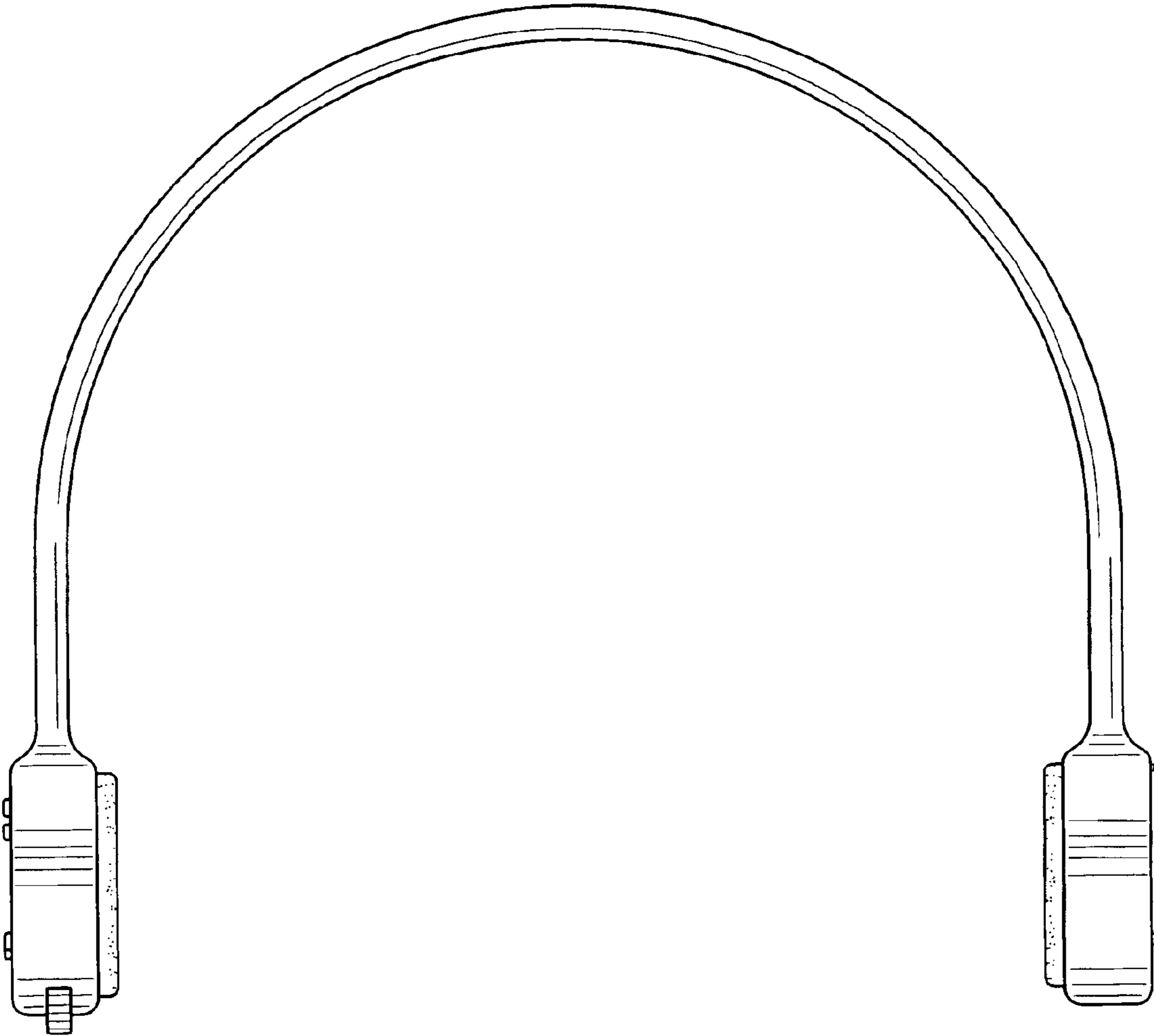


FIG.1

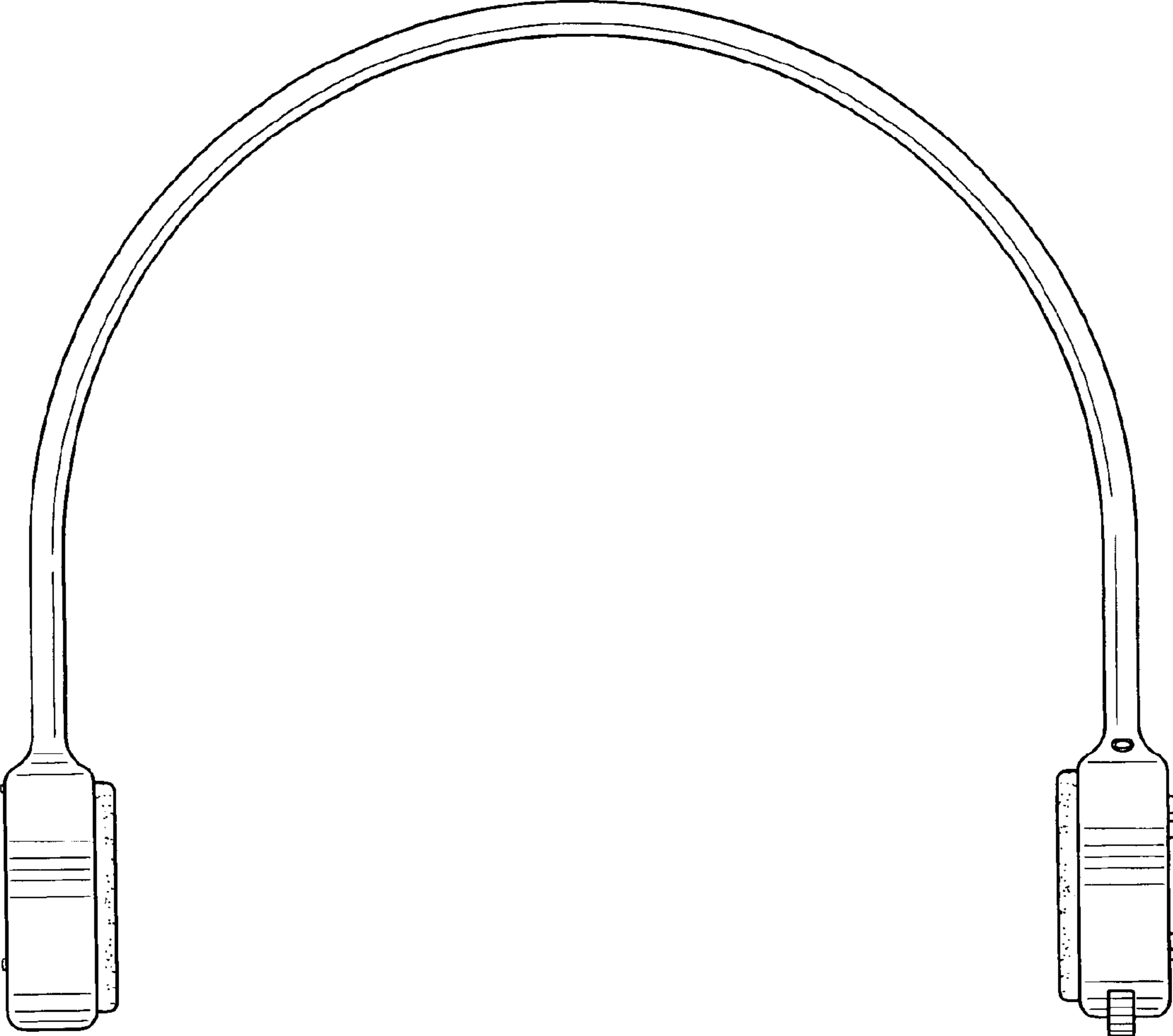


FIG.2

FIG.3

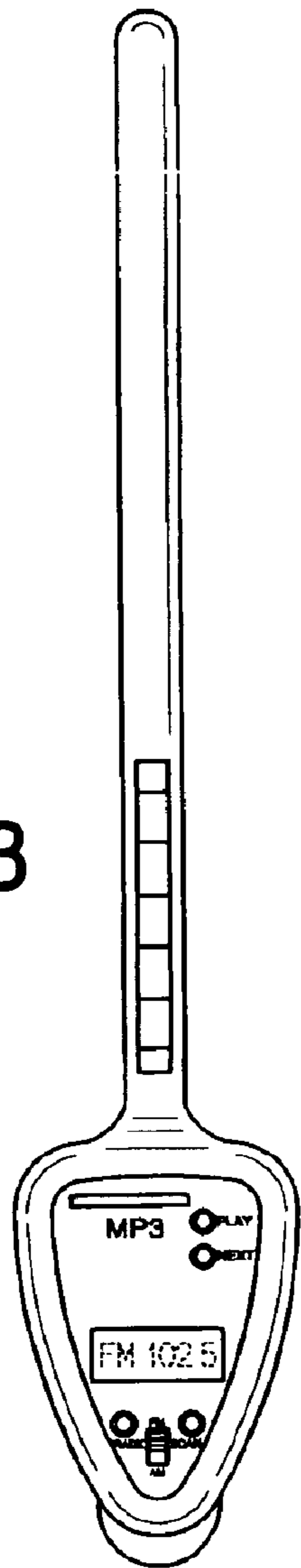
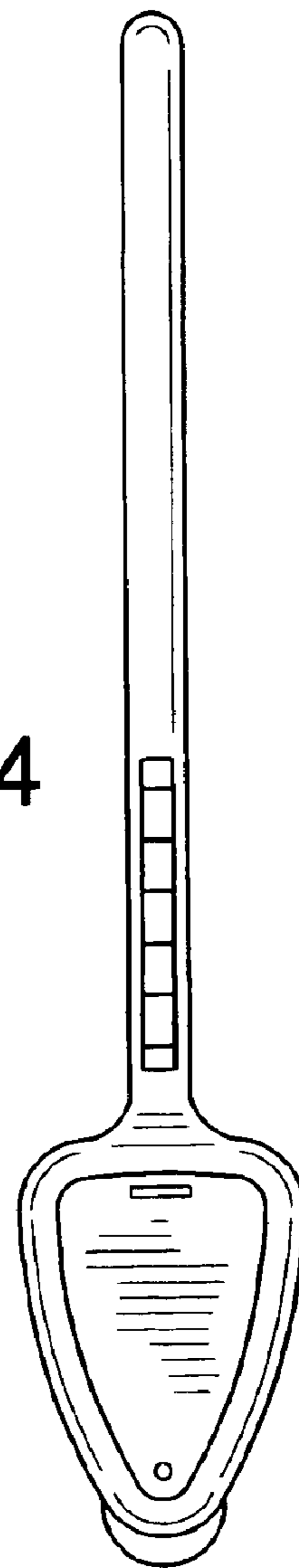


FIG.4



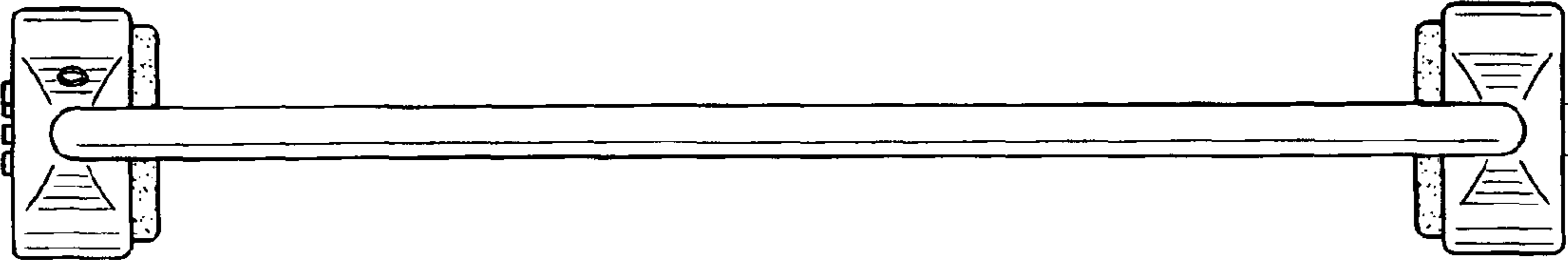


FIG. 5

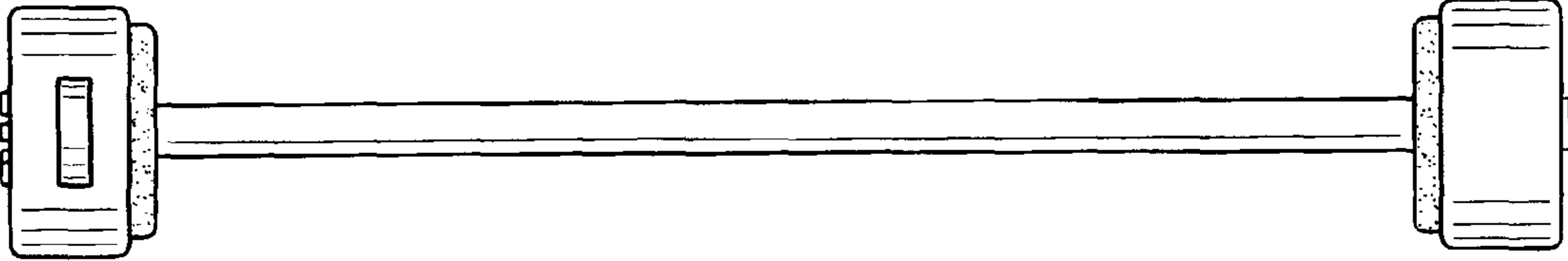


FIG. 6