



US00D516534S

(12) **United States Design Patent**  
**Woodard**

(10) **Patent No.:** **US D516,534 S**  
(45) **Date of Patent:** **\*\* Mar. 7, 2006**

(54) **TRANSMITTER FOR LOCATING MISSING OBJECTS**

(76) **Inventor:** **Duane K. Woodard**, 1008 W. Nolcrest Dr., Silver Spring, MD (US) 20903

(\*\*) **Term:** **14 Years**

(21) **Appl. No.:** **29/223,437**

(22) **Filed:** **Feb. 15, 2005**

(51) **LOC (8) Cl. .... 14-03**

(52) **U.S. Cl. .... D14/155**

(58) **Field of Classification Search** ..... D14/358,  
D14/299, 248, 240, 218, 191, 188, 162, 155,  
D14/137, 171, 168; D13/168, 110, 144; D10/121,  
D10/104, 106, 15, 28, 62, 116; 439/851,  
439/668, 490; 343/858; 455/353, 351  
See application file for complete search history.

(56) **References Cited**

**U.S. PATENT DOCUMENTS**

1,995,461	A	*	3/1935	Rockwell	.....	455/350
D286,583	S	*	11/1986	Filsinger et al.	.....	D3/210
D347,582	S	*	6/1994	Moore	.....	D10/28
D378,067	S		2/1997	Sirois et al.		
D413,827	S	*	9/1999	Fenner	.....	D10/104
D418,166	S	*	12/1999	Dill	.....	D19/88
D435,840	S	*	1/2001	Ishibashi et al.	.....	D14/168

D436,871	S	*	1/2001	Hosey	.....	D10/62
D437,237	S	*	2/2001	Chan	.....	D10/15
D496,649	S	*	9/2004	Murakami	.....	D14/171
D505,351	S	*	5/2005	Case et al.	.....	D10/106

\* cited by examiner

*Primary Examiner*—Cathron C. Brooks

*Assistant Examiner*—Austin Murphy

(74) *Attorney, Agent, or Firm*—Crossley Patent Law; Mark Ashley Crossley

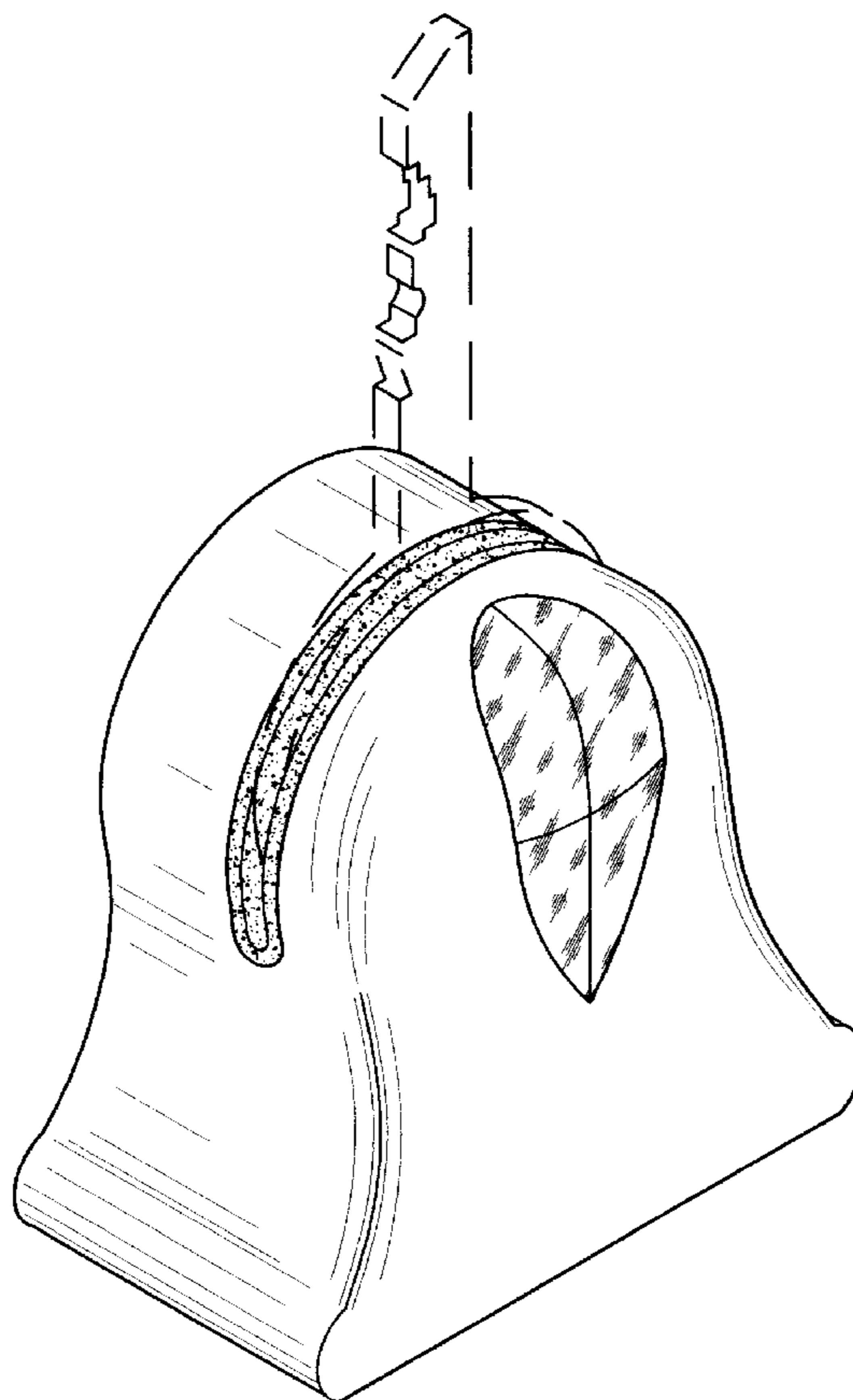
(57) **CLAIM**

The ornamental design for a transmitter for locating missing objects, as shown and described.

**DESCRIPTION**

FIG. 1 is a front elevation view of a transmitter for locating missing objects showing my new design; FIG. 2 is a rear elevation view of my invention; FIG. 3 is a left side elevation view; FIG. 4 is a top plan view; FIG. 5 is a bottom plan view; and, FIG. 6 is a left side isometric view of a transmitter for locating missing objects showing my new design. The broken lines of a key being for the purpose of showing the environment of an exemplary application of my invention and forms no part of the claimed design.

**1 Claim, 2 Drawing Sheets**



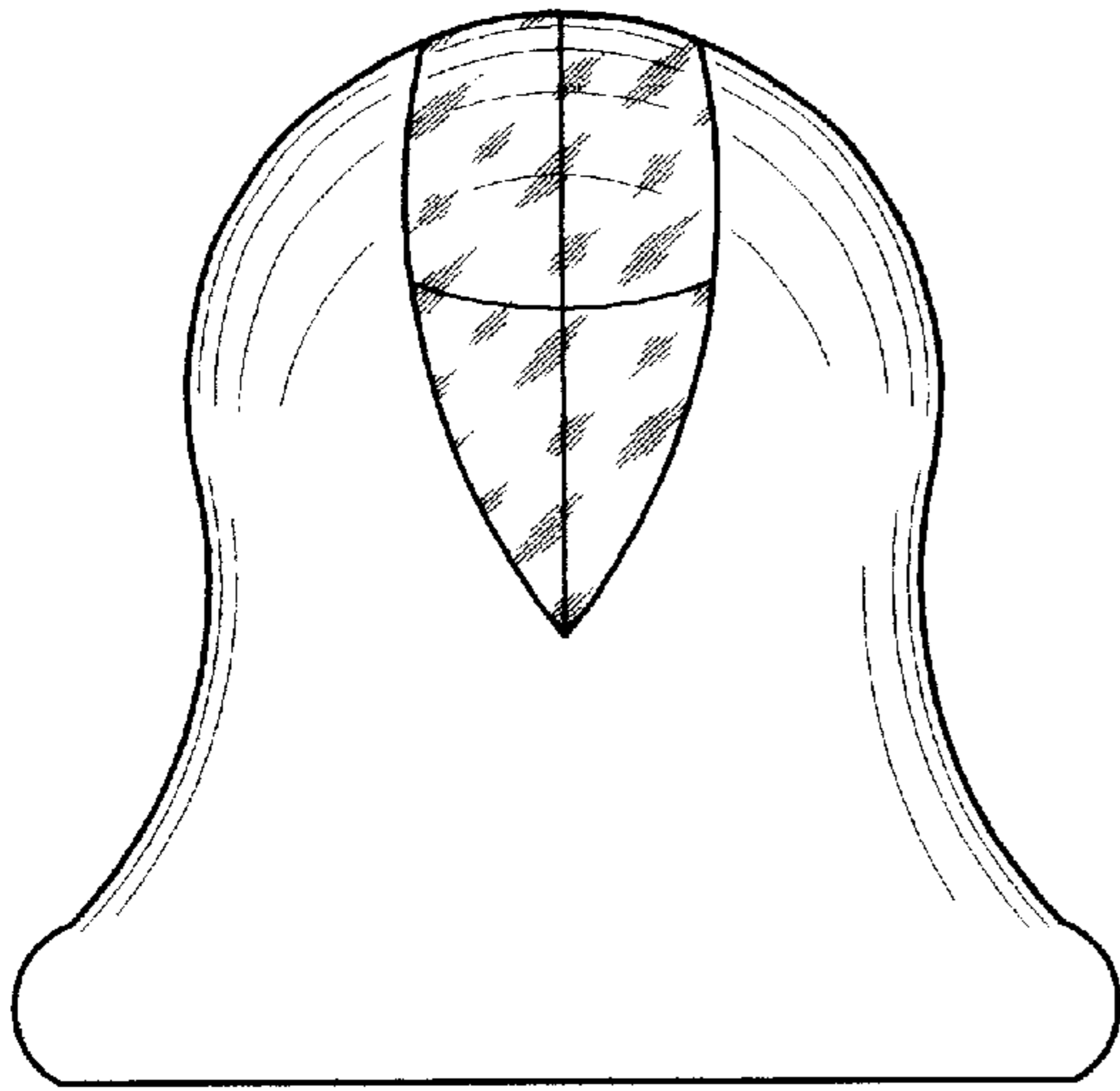


FIG. 1




FIG. 2

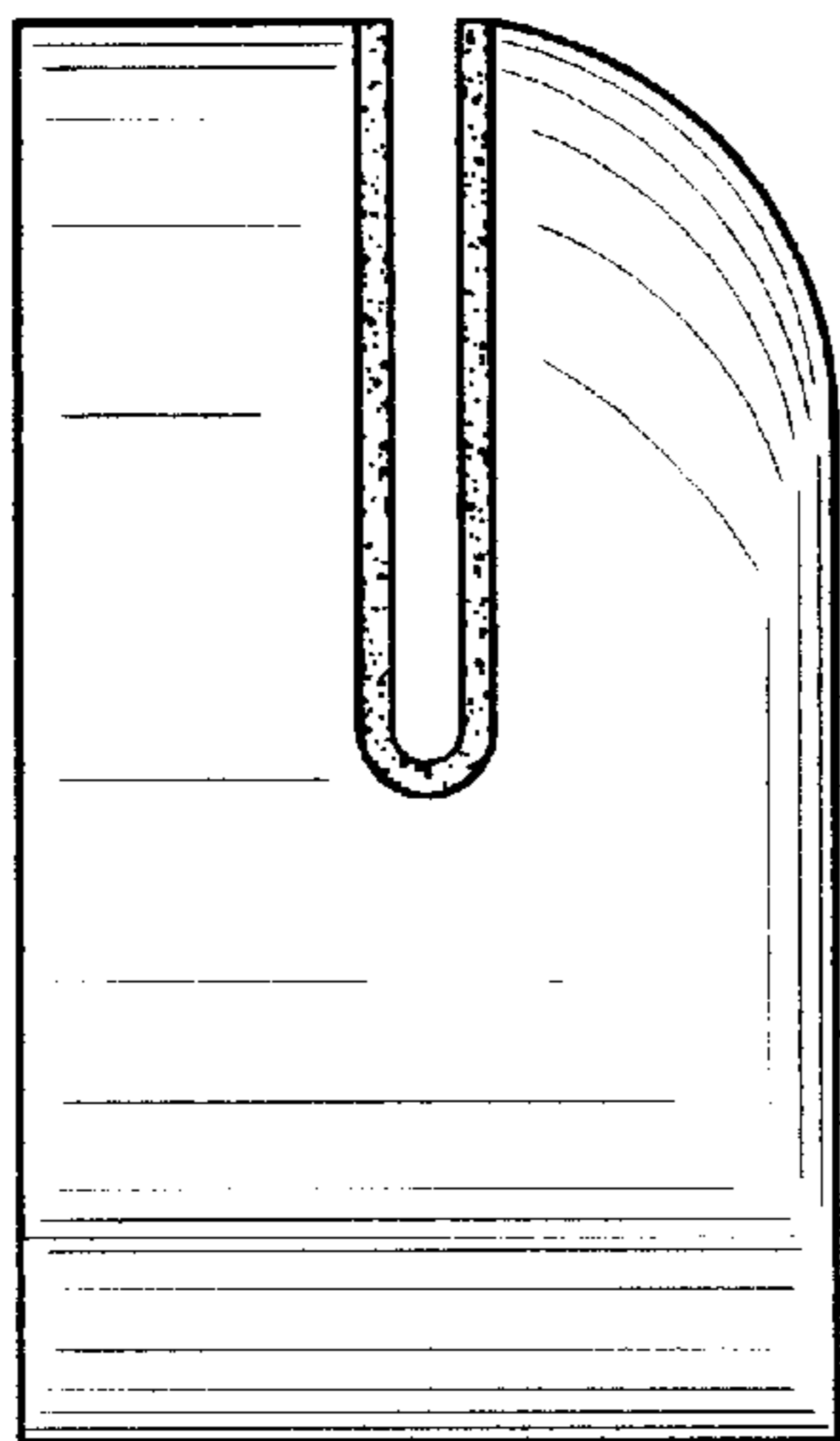


FIG. 3

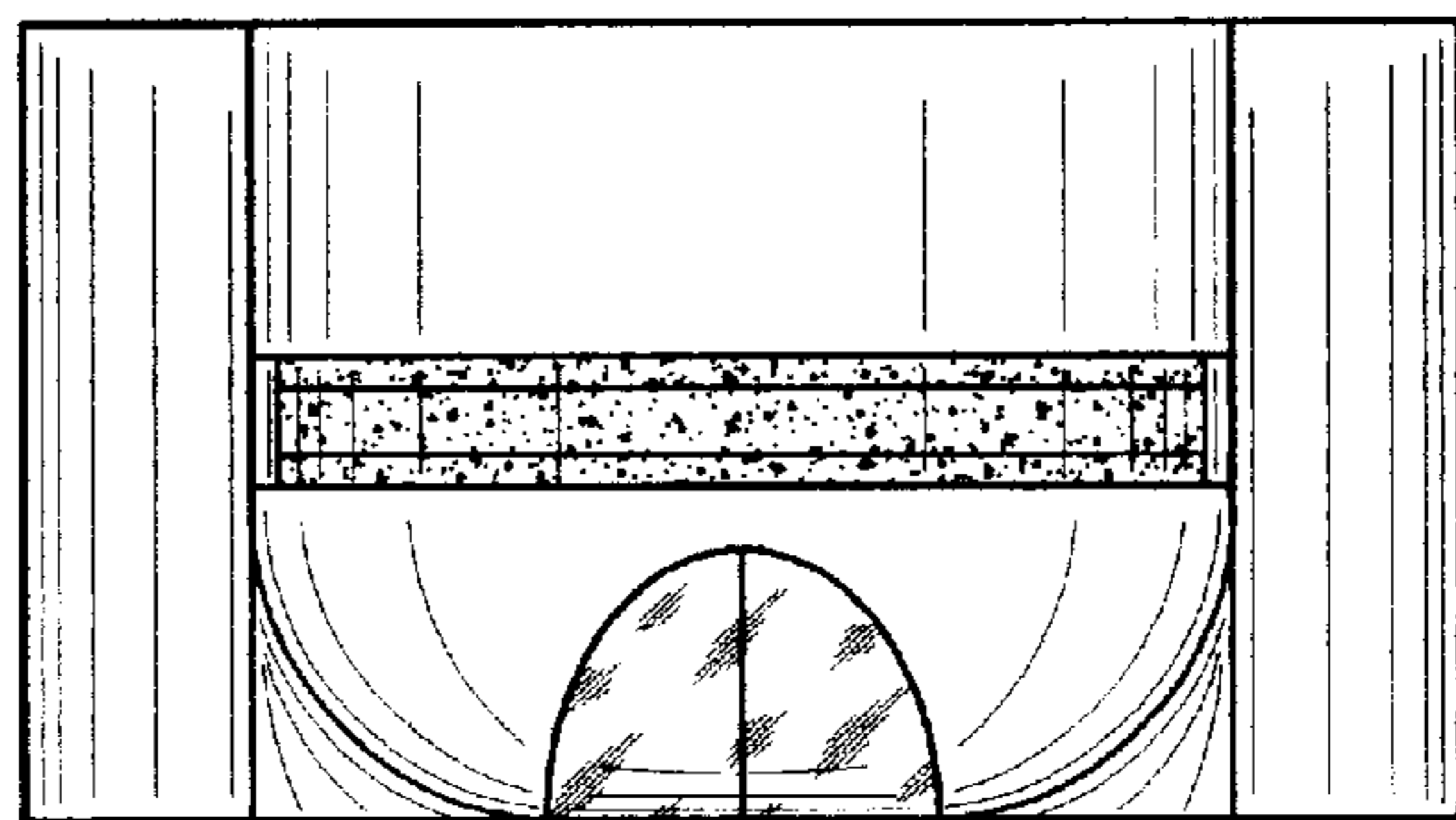


FIG. 4




FIG. 5

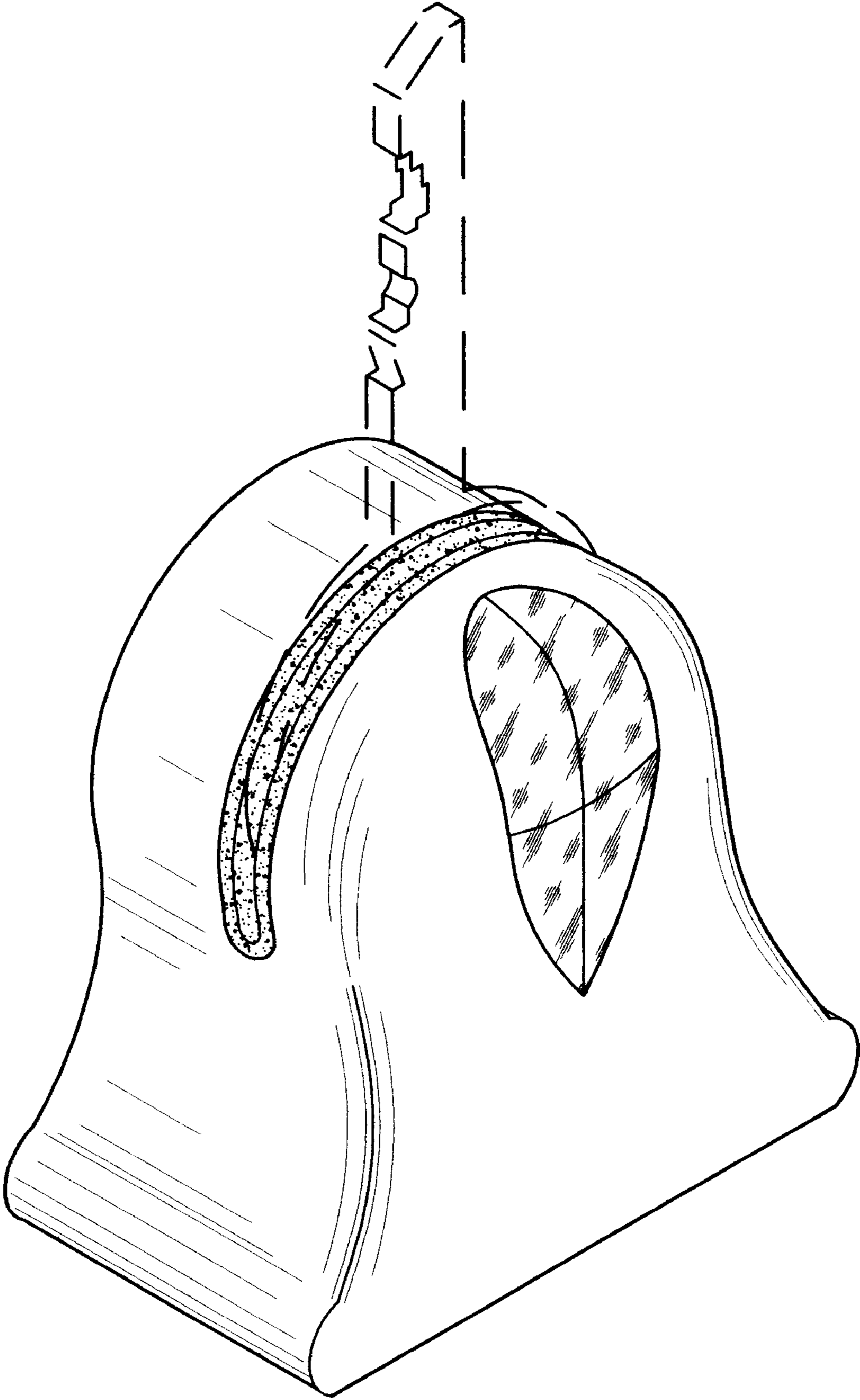


FIG. 6