

US00D516531S

(12) **United States Design Patent**
Hwang

(10) **Patent No.:** **US D516,531 S**
(45) **Date of Patent:** **** Mar. 7, 2006**

(54) **CELLULAR PHONE**

(75) **Inventor:** **Chang-Hwan Hwang, Goyang-si (KR)**

(73) **Assignee:** **Samsung Electronics Co., Ltd. (KR)**

(**) **Term:** **14 Years**

(21) **Appl. No.:** **29/204,565**

(22) **Filed:** **Jan. 30, 2004**

(30) **Foreign Application Priority Data**

Oct. 31, 2003 (KR) 30-2003-0030786

(51) **LOC (8) Cl.** **14-03**

(52) **U.S. Cl.** **D14/138**

(58) **Field of Classification Search** D14/137,
D14/138, 147-148, 247-248, 144, 341-347;
379/433.01-433.13, 434; 455/575.1, 566,
455/556.1; D21/517

See application file for complete search history.

(56) **References Cited**

U.S. PATENT DOCUMENTS

- D426,531 S * 6/2000 Chikaraishi et al. D14/138
- D439,230 S * 3/2001 Braxton et al. D14/138
- D446,509 S * 8/2001 Chiu D14/138
- D464,940 S * 10/2002 Jung D14/138
- 6,546,265 B1 * 4/2003 Okuda 455/575.1
- D475,034 S * 5/2003 Arbisi et al. D14/138
- D478,882 S * 8/2003 Peng et al. D14/138
- D479,216 S * 9/2003 Ho-Cheun et al. D14/138
- D484,476 S * 12/2003 Mehandjiysky D14/138
- D484,865 S * 1/2004 Arbisi D14/138
- D488,143 S * 4/2004 Ting et al. D14/138
- D488,787 S * 4/2004 Jung D14/138

- D491,544 S * 6/2004 Kolinen D14/138
- D494,949 S * 8/2004 Arnholt et al. D14/138
- D496,641 S * 9/2004 Seo D14/138
- 6,807,433 B1 * 10/2004 Oota et al. 455/566
- D500,992 S * 1/2005 Shen et al. D14/138
- D502,157 S * 2/2005 Kim et al. D14/138
- D502,933 S * 3/2005 Munstermann D14/138
- D503,162 S * 3/2005 Kagami et al. D14/138
- D503,698 S * 4/2005 Aihara D14/138
- D504,879 S * 5/2005 Moss D14/138
- D506,191 S * 6/2005 Majanen D14/138
- D506,454 S * 6/2005 Kim et al. D14/138
- 2003/0038787 A1 * 2/2003 Nishiyama 345/169

FOREIGN PATENT DOCUMENTS

- WO DM/060792 * 6/2002
- WO DM/061281 * 9/2002

* cited by examiner

Primary Examiner—Jeffrey Asch
(74) *Attorney, Agent, or Firm*—Cantor Colburn LLP

(57) **CLAIM**

I claim the ornamental design for a cellular phone, as shown and described.

DESCRIPTION

FIG. 1 is a top and front perspective view of a cellular phone, showing our new design;
FIG. 2 is a front elevational view thereof;
FIG. 3 is a rear elevational view thereof;
FIG. 4 is a left side elevational view thereof;
FIG. 5 is a right side elevational view thereof;
FIG. 6 is a top elevational view thereof; and,
FIG. 7 is a bottom elevational view thereof.

1 Claim, 2 Drawing Sheets

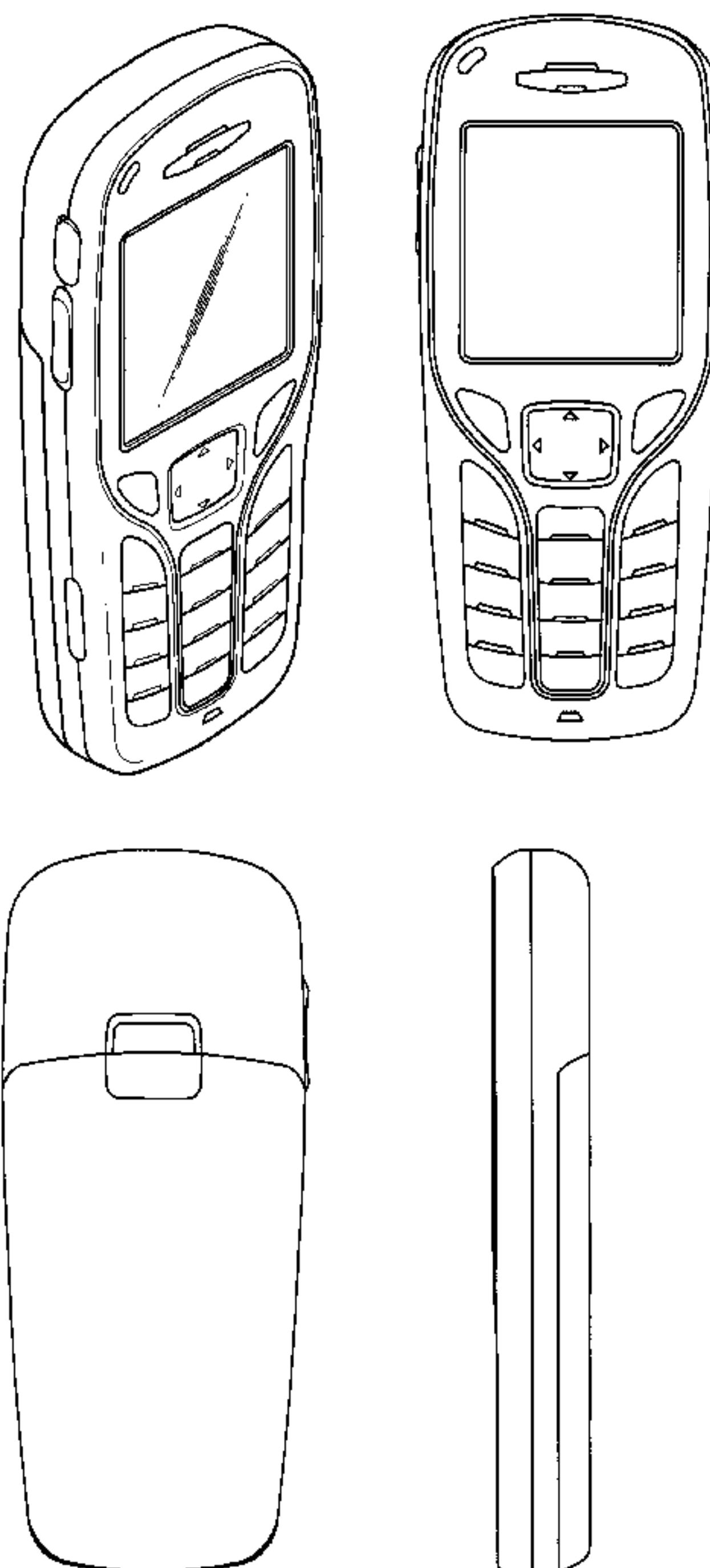


FIG.1

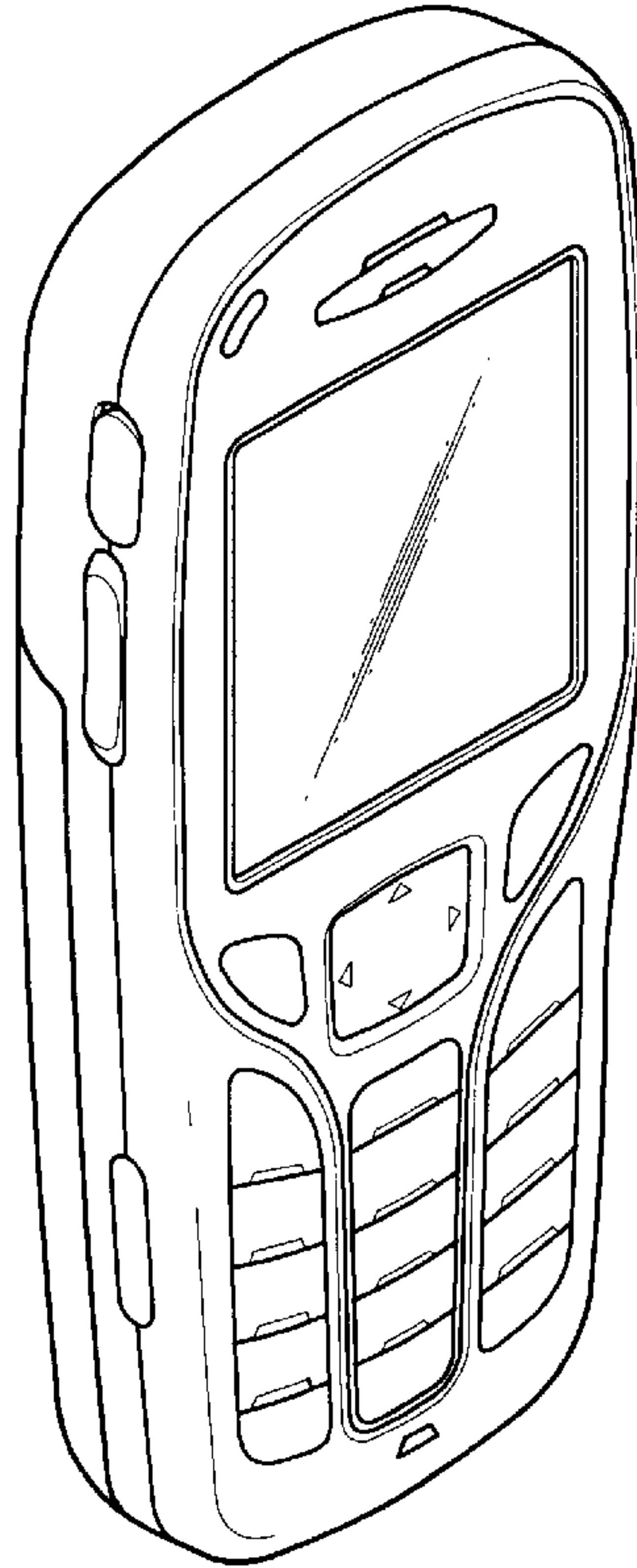


FIG.2

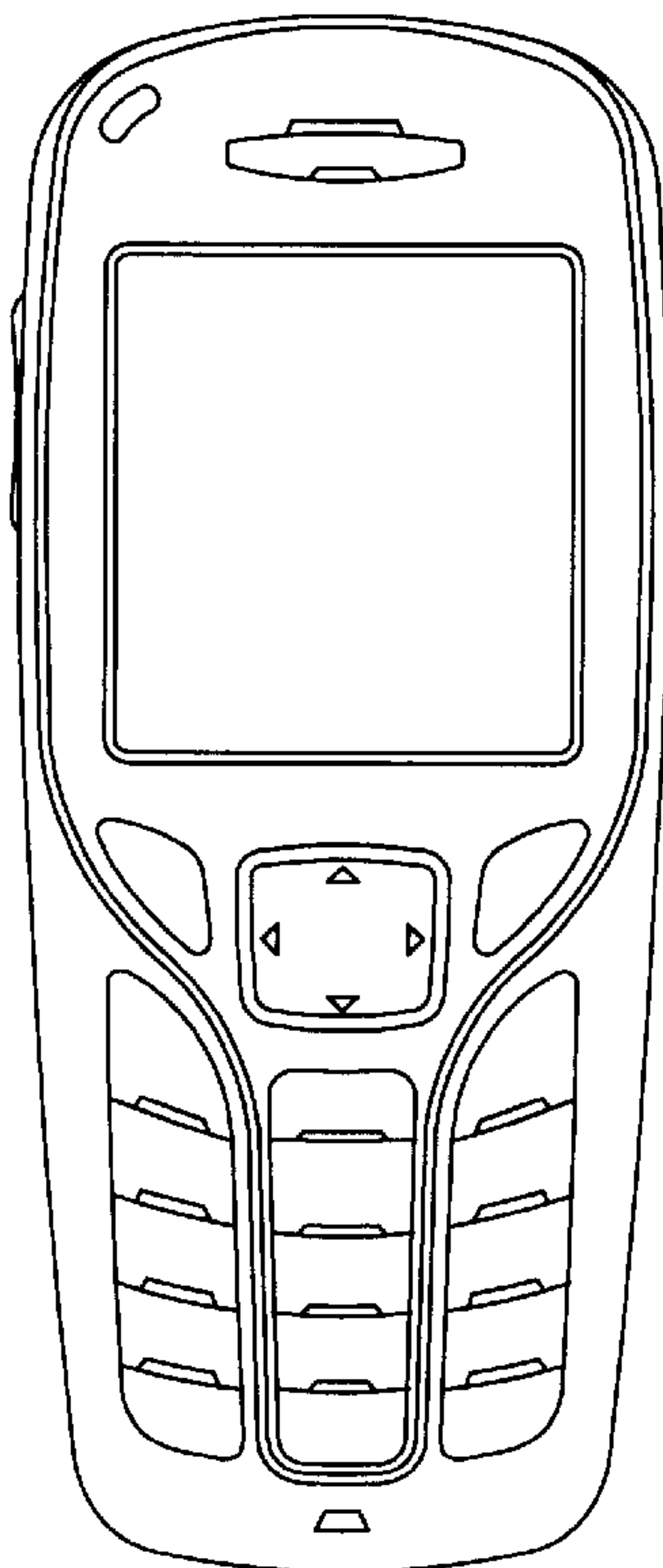


FIG.3




FIG.4




FIG.5



FIG.6




FIG.7

