



US00D516499S

(12) **United States Design Patent**
Lassan

(10) **Patent No.:** **US D516,499 S**
(45) **Date of Patent:** **** Mar. 7, 2006**

(54) **TIRE TREAD**

(75) Inventor: **Timothy Lassan, Kent, OH (US)**

(73) Assignee: **Bridgestone/Firestone North
American Tire, LLC, Nashville, TN
(US)**

(**) Term: **14 Years**

(21) Appl. No.: **29/205,895**

(22) Filed: **May 21, 2004**

(51) **LOC (8) Cl.** **12-15**

(52) **U.S. Cl.** **D12/519**

(58) **Field of Classification Search** D12/519,
D12/521-524, 530-532, 551, 553-556, 564-565;
152/209.1, 209.9, 209.13, 209.18, 209.25,
152/209.28

See application file for complete search history.

(56) **References Cited**

U.S. PATENT DOCUMENTS

4,424,843 A	1/1984	Fontaine et al.	
D336,275 S	* 6/1993	Montag et al. D12/508
D358,793 S	5/1995	Himuro et al.	
5,421,391 A	6/1995	Himuro	
D379,341 S	* 5/1997	Ratliff, Jr. D12/514
D382,522 S	* 8/1997	Ratliff, Jr. D12/514
D394,032 S	5/1998	Maxwell	
D405,738 S	2/1999	Ratliff, Jr.	

D409,959 S	5/1999	Maxwell	
D418,455 S	1/2000	Dumigan et al.	
D442,524 S	5/2001	Gerresheim et al.	
6,439,286 B1	* 8/2002	Baumhofer et al. 152/209.8
D484,845 S	* 1/2004	Takahashi et al. D12/531
D498,204 S	* 11/2004	Sato D12/531

* cited by examiner

Primary Examiner—Robert M. Spear

(74) *Attorney, Agent, or Firm*—Michael R. Huber

(57) **CLAIM**

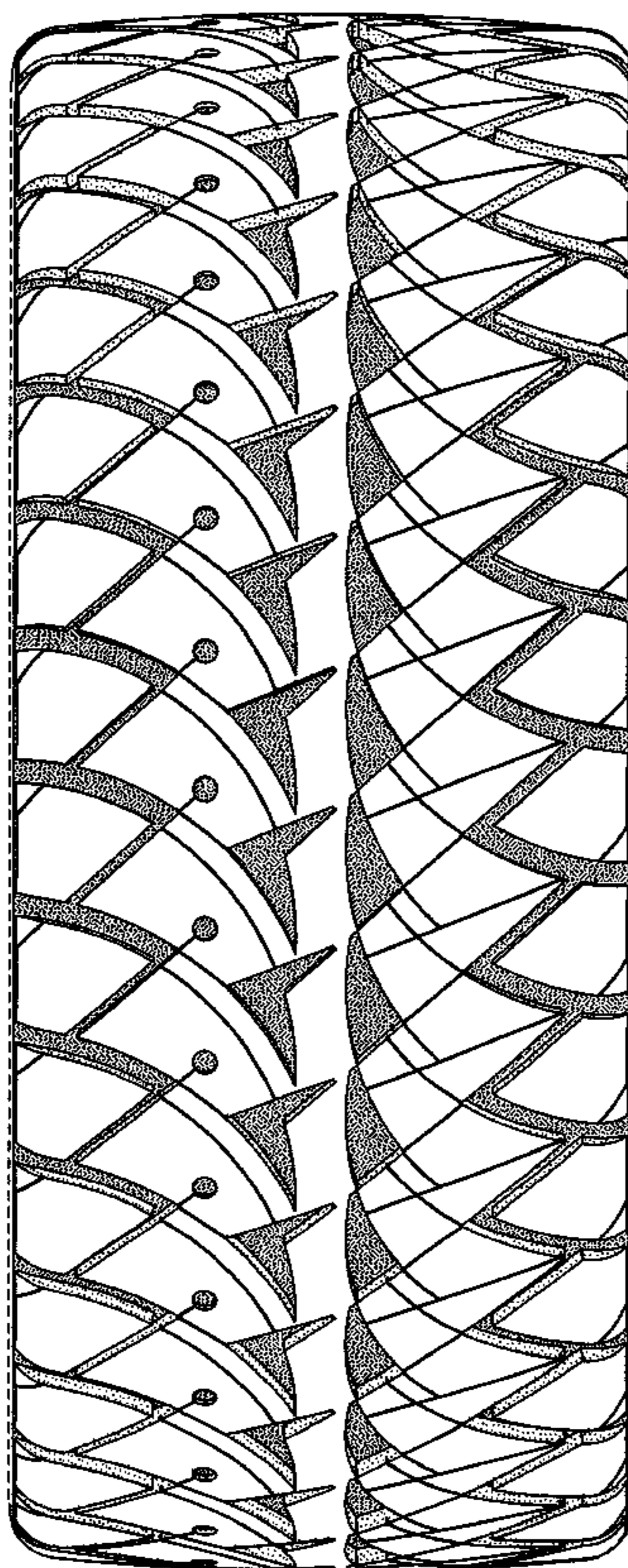
The ornamental design for a tire tread, as shown and described.

DESCRIPTION

FIG. 1 is a side perspective view of a tire tread showing my new design, it being understood that the tread pattern is repeated throughout the circumference of the tire tread, the opposite side being the same as that shown; FIG. 2 is a front elevational view thereof; FIG. 3 is a side elevational view of the right side thereof, the opposite sides being identical thereto; and, FIG. 4 is an enlarged fragmentary front elevational view thereof.

The broken lines defining the tire sidewall, inner bead, and the peripheral boundary between the claimed tire tread and sidewall are for illustrative purposes only and form no part of the claimed design.

1 Claim, 4 Drawing Sheets



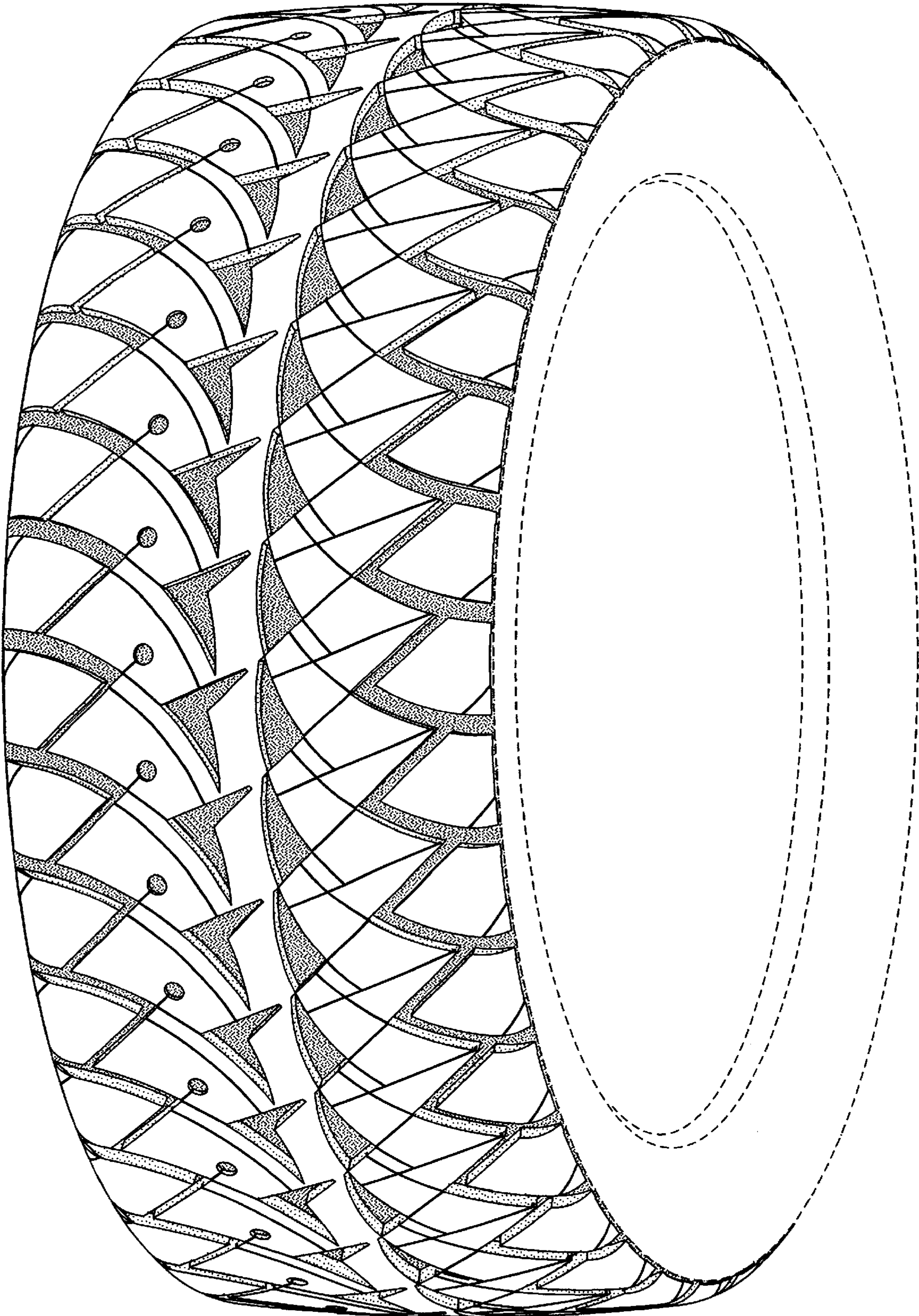


FIG-1

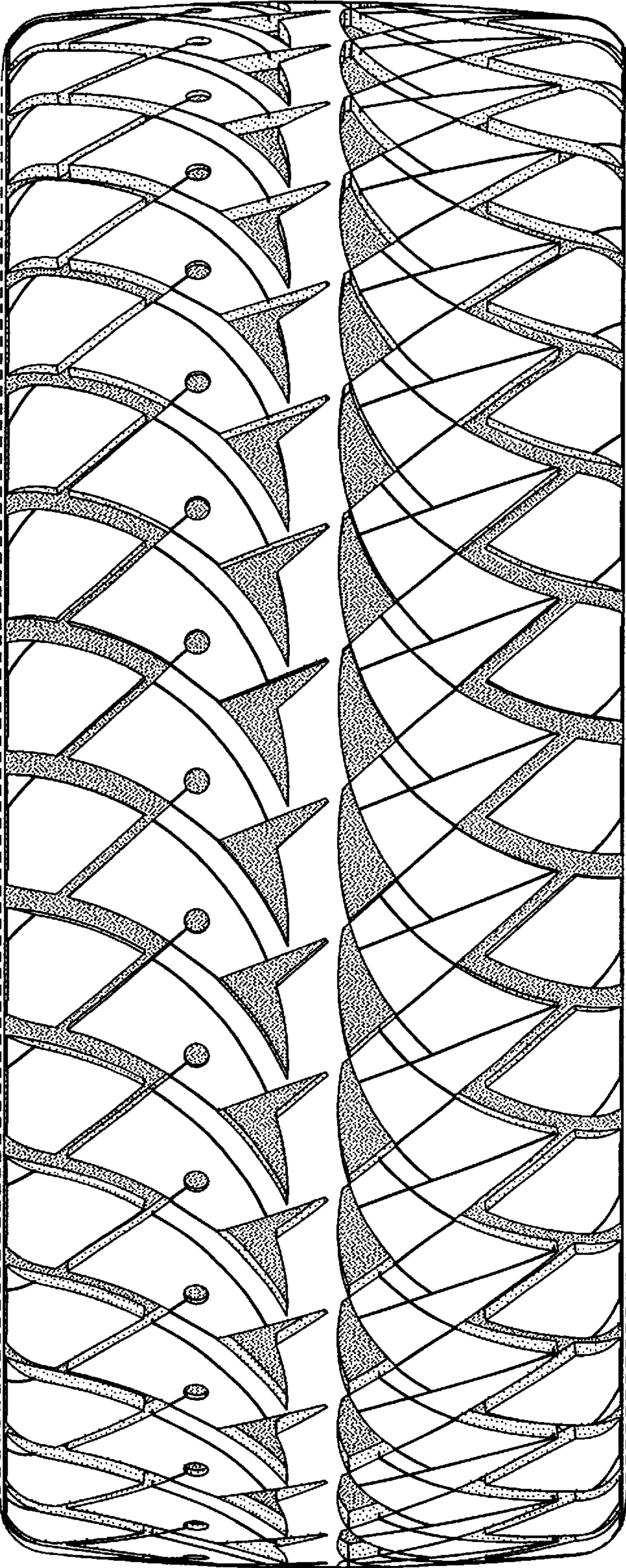


FIG-2

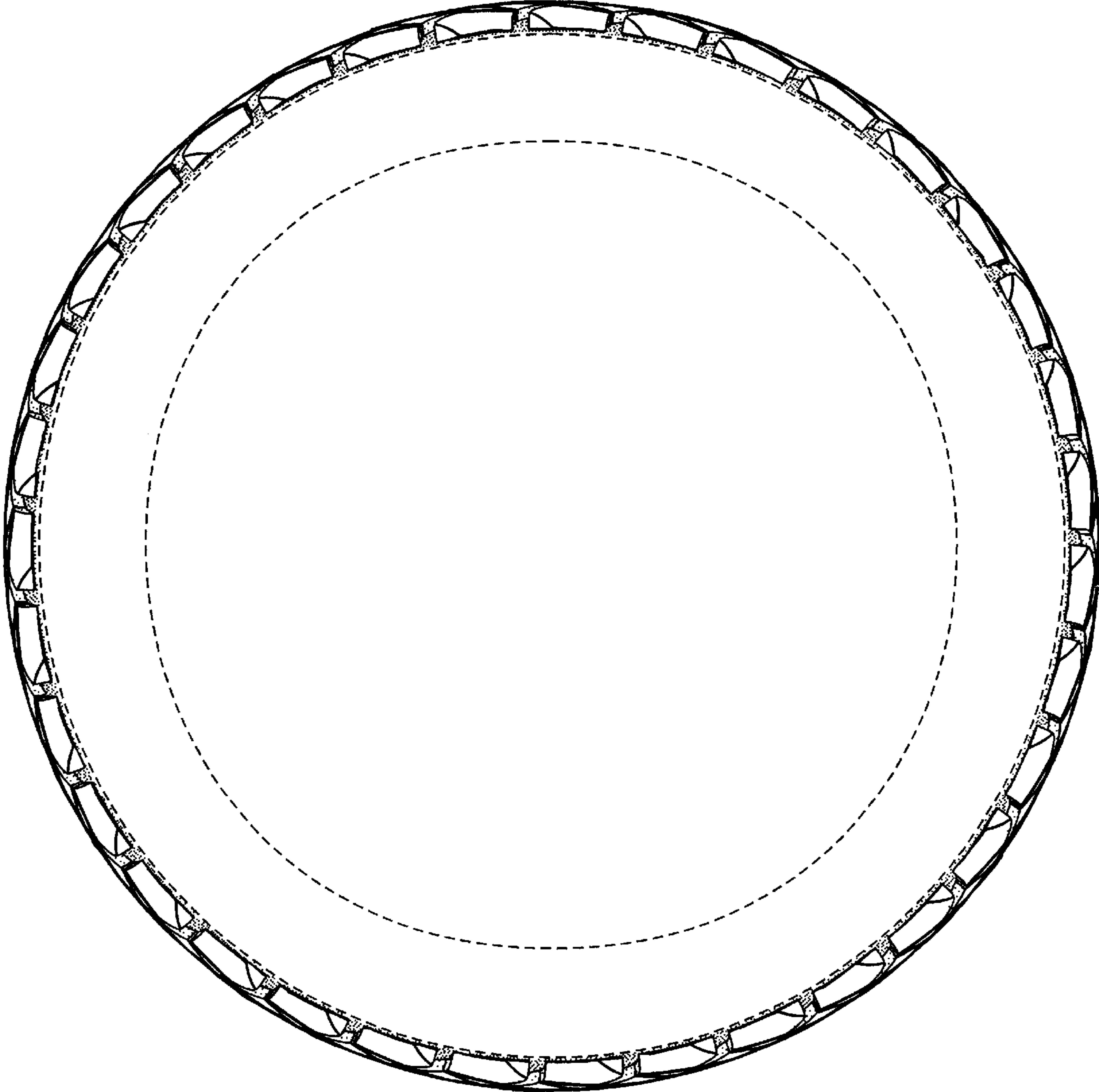


FIG-3

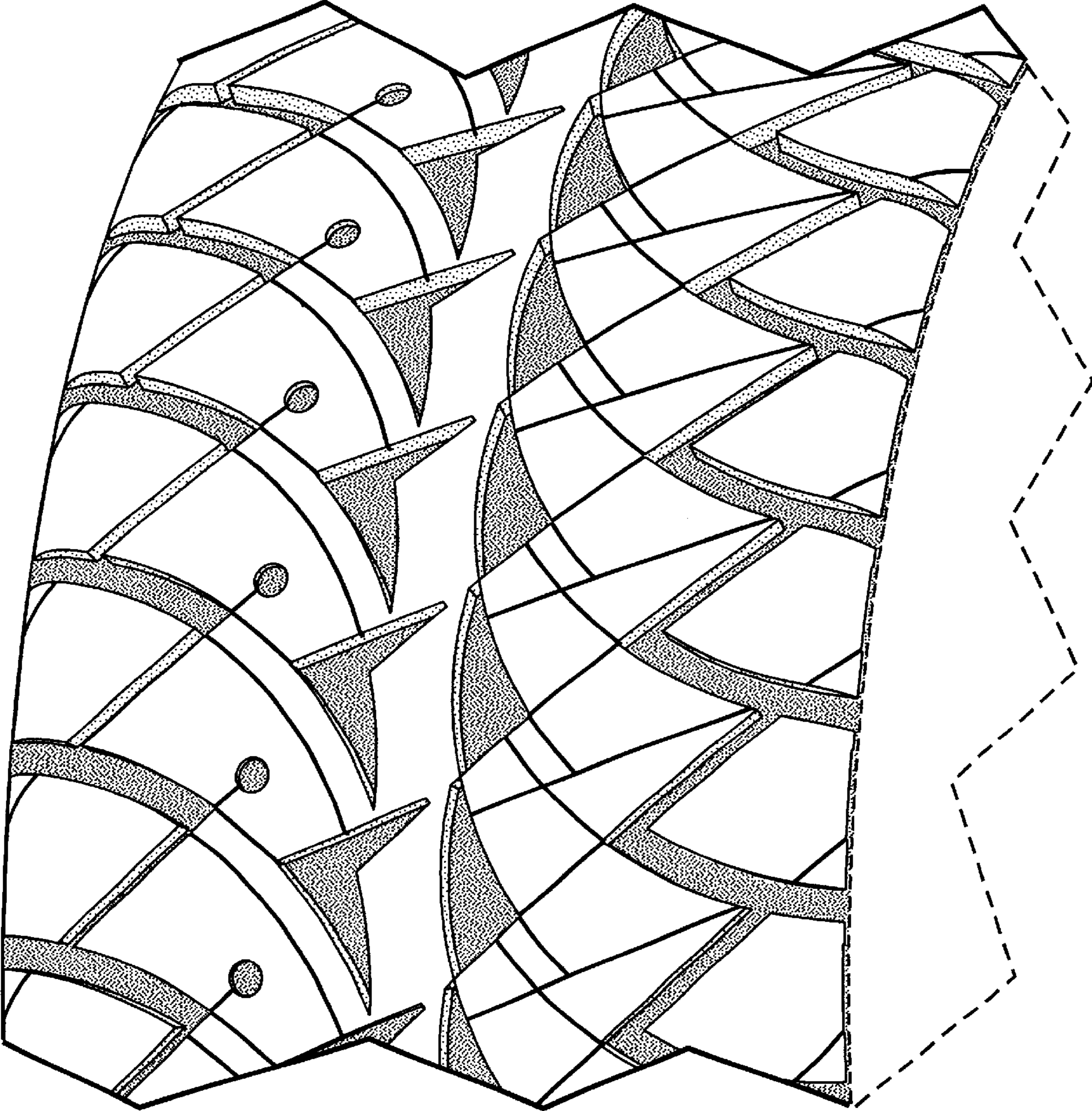


FIG-4