



US00D516476S

(12) **United States Design Patent**
Iwanaga et al.

(10) **Patent No.: US D516,476 S**
(45) **Date of Patent: ** Mar. 7, 2006**

(54) **BUMPER FOR AN AUTOMOBILE**

(75) Inventors: **Kengo Iwanaga**, Tokyo (JP); **Jin Won Kim**, Newport Beach, CA (US)
(73) Assignee: **Toyota Jidosha Kabushiki Kaisha** (JP)
(**) Term: **14 Years**

(21) Appl. No.: **29/222,082**
(22) Filed: **Jan. 25, 2005**

(51) **LOC (8) Cl.** **12-16**
(52) **U.S. Cl.** **D12/169**
(58) **Field of Classification Search** D12/90-92,
D12/86, 169, 196, 163; 296/180.1, 180.2;
293/102, 113, 115, 117, 120
See application file for complete search history.

(56) **References Cited**

U.S. PATENT DOCUMENTS

D454,097 S	*	3/2002	Takehara	D12/169
D484,834 S	*	1/2004	Hattori	D12/169
D490,755 S	*	6/2004	Platto et al.	D12/169
D490,756 S	*	6/2004	Velazco	D12/169
D501,647 S	*	2/2005	Otto et al.	D12/169
D503,134 S	*	3/2005	Pfeiffer et al.	D12/169
D507,513 S	*	7/2005	Kamimura et al.	D12/169

OTHER PUBLICATIONS

GM General, HUMMER H2 2003, Imported Cars Guidebook, Oct. 22, 2003.
GM, Hummer H2, Consumer Reports Sport Utility Special 2003, p. 73.

* cited by examiner

Primary Examiner—Melody N. Brown
(74) *Attorney, Agent, or Firm*—SAIDMAN DesignLaw Group

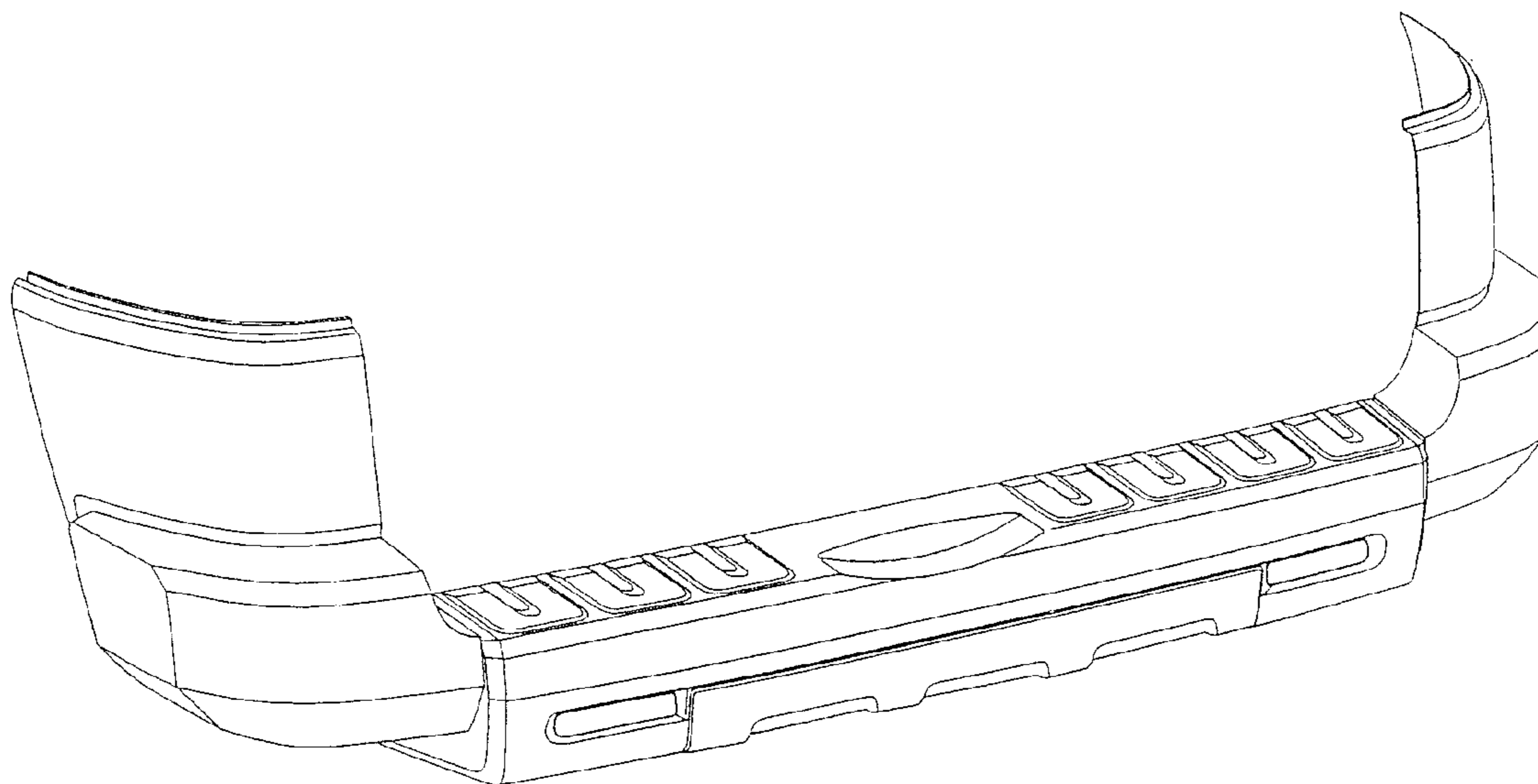
(57) **CLAIM**

The ornamental design for a bumper for an automobile, as shown and described.

DESCRIPTION

FIG. 1 is a perspective view of a bumper for an automobile showing our new design;
FIG. 2 is a front view thereof;
FIG. 3 is a rear view thereof;
FIG. 4 is a top view thereof;
FIG. 5 is a bottom view thereof; and,
FIG. 6 is a right-side view thereof, the left-side view being a mirror image.

1 Claim, 2 Drawing Sheets



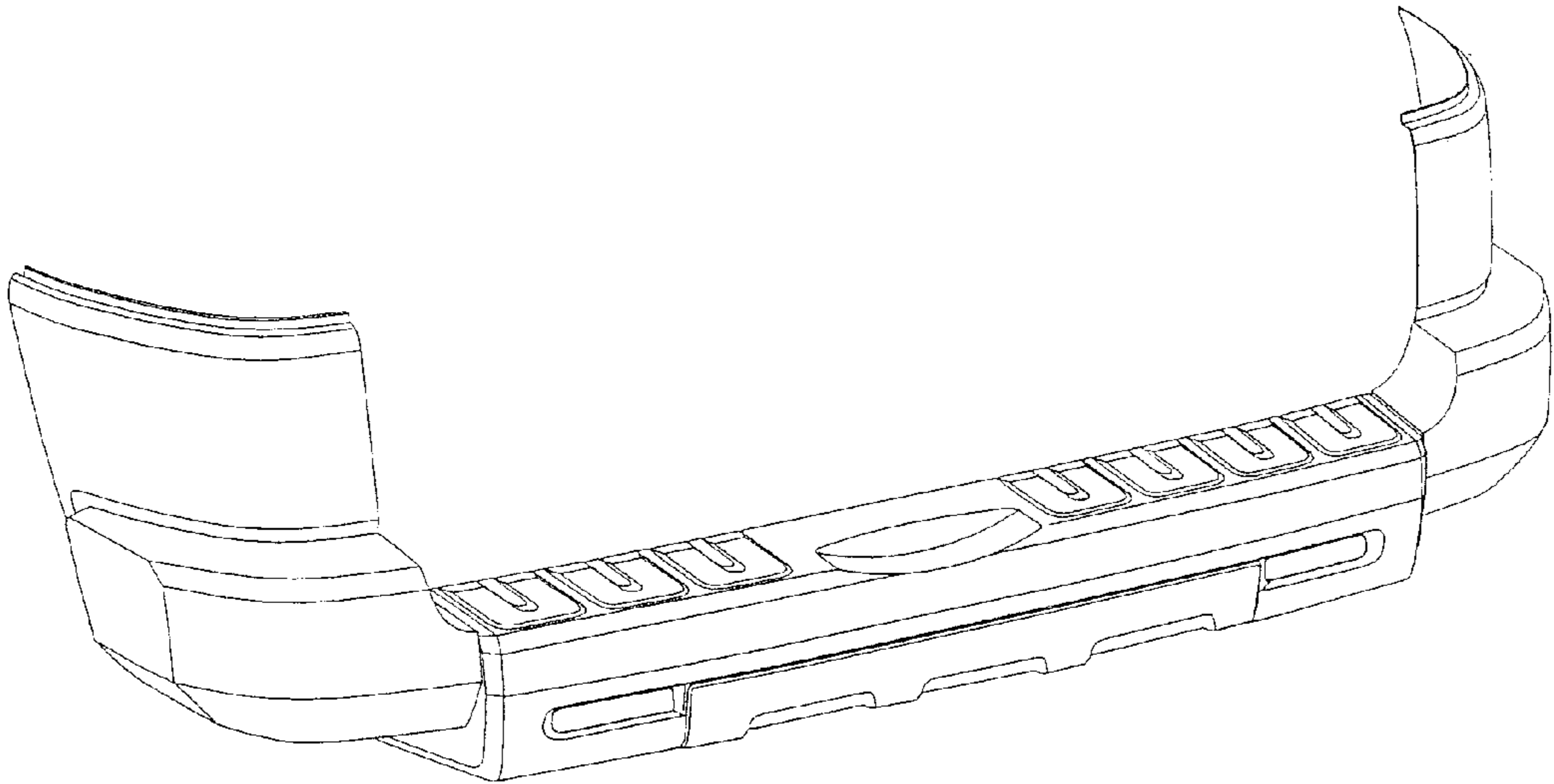


FIG. 1

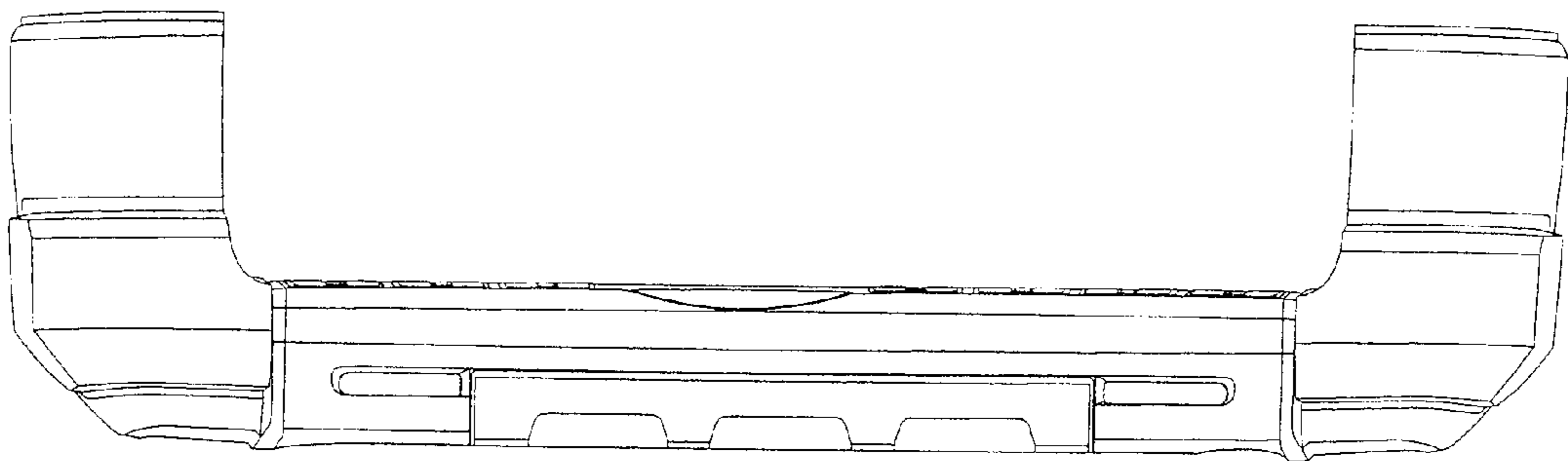


FIG. 2




FIG. 3




FIG. 4




FIG. 5

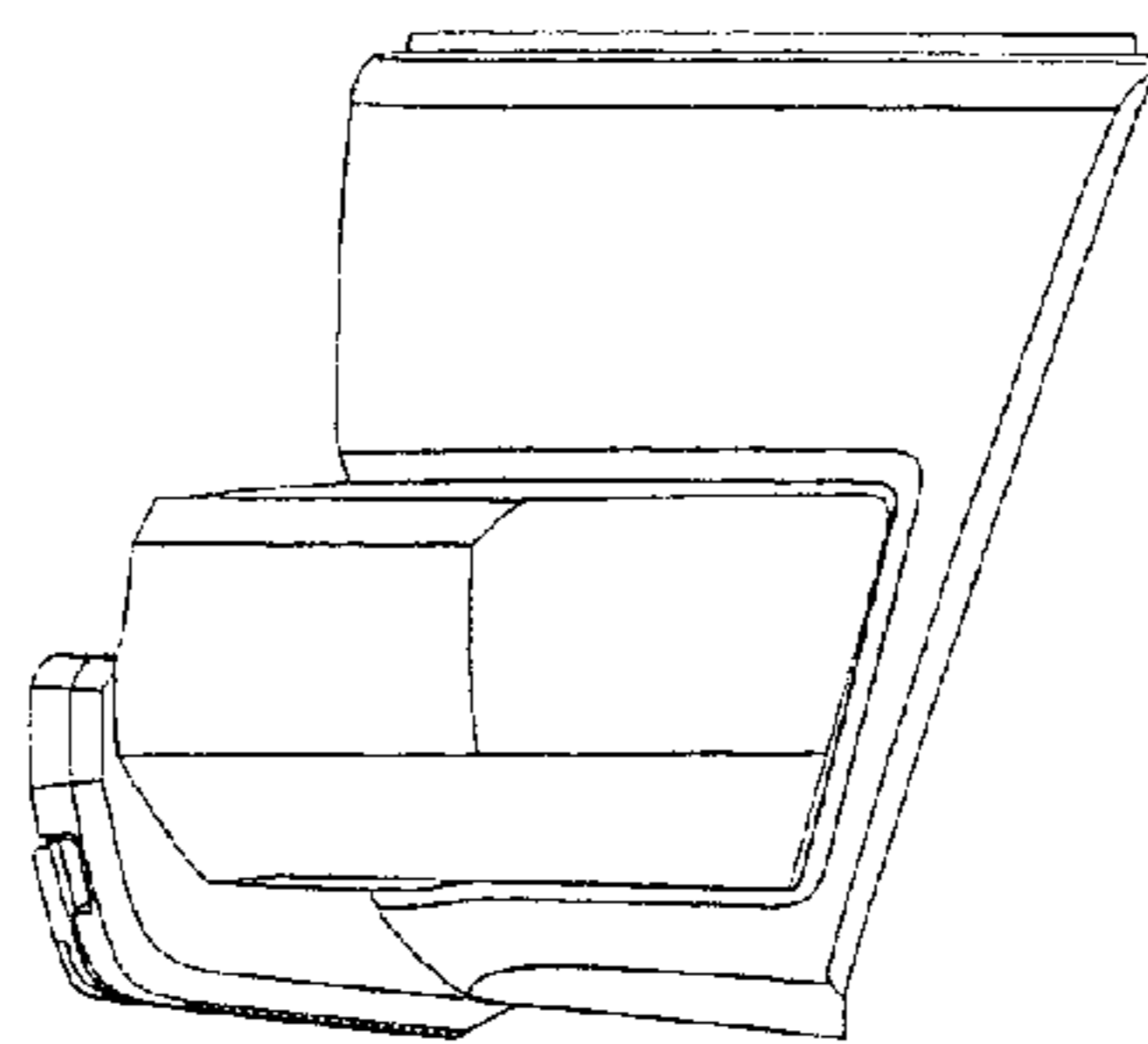


FIG. 6