



US00D516465S

(12) **United States Design Patent**
Peters

(10) **Patent No.:** **US D516,465 S**
(45) **Date of Patent:** **** Mar. 7, 2006**

(54) **VEHICLE BODY**

D491,843 S * 6/2004 Giugiaro D12/92
D498,178 S * 11/2004 Nielander D12/92

(75) Inventor: **Thomas V Peters**, Bloomfield Hills, MI (US)

* cited by examiner

(73) Assignee: **General Motors Corporation**, Detroit, MI (US)

Primary Examiner—Melody N. Brown
(74) *Attorney, Agent, or Firm*—Timothy G. Gorbatoff

(**) Term: **14 Years**

(57) **CLAIM**

(21) Appl. No.: **29/196,233**

The ornamental design for a vehicle body, as shown and described.

(22) Filed: **Dec. 22, 2003**

DESCRIPTION

(51) **LOC (8) Cl.** **12-08**

FIG. 1 is a front, side and top perspective view of a vehicle body showing the new design; and
FIG. 2 is a rear, opposite side and top perspective view thereof.

(52) **U.S. Cl.** **D12/92**

(58) **Field of Classification Search** D12/90-92,
D12/86; D21/424, 433, 548, 549; 296/185,
296/186; 446/454-456, 465, 470
See application file for complete search history.

FIG. 3 is a rear view thereof.
FIG. 4 is a front view thereof; and,
FIG. 5 is a left side view of the new design, the right side being a mirror image thereof.

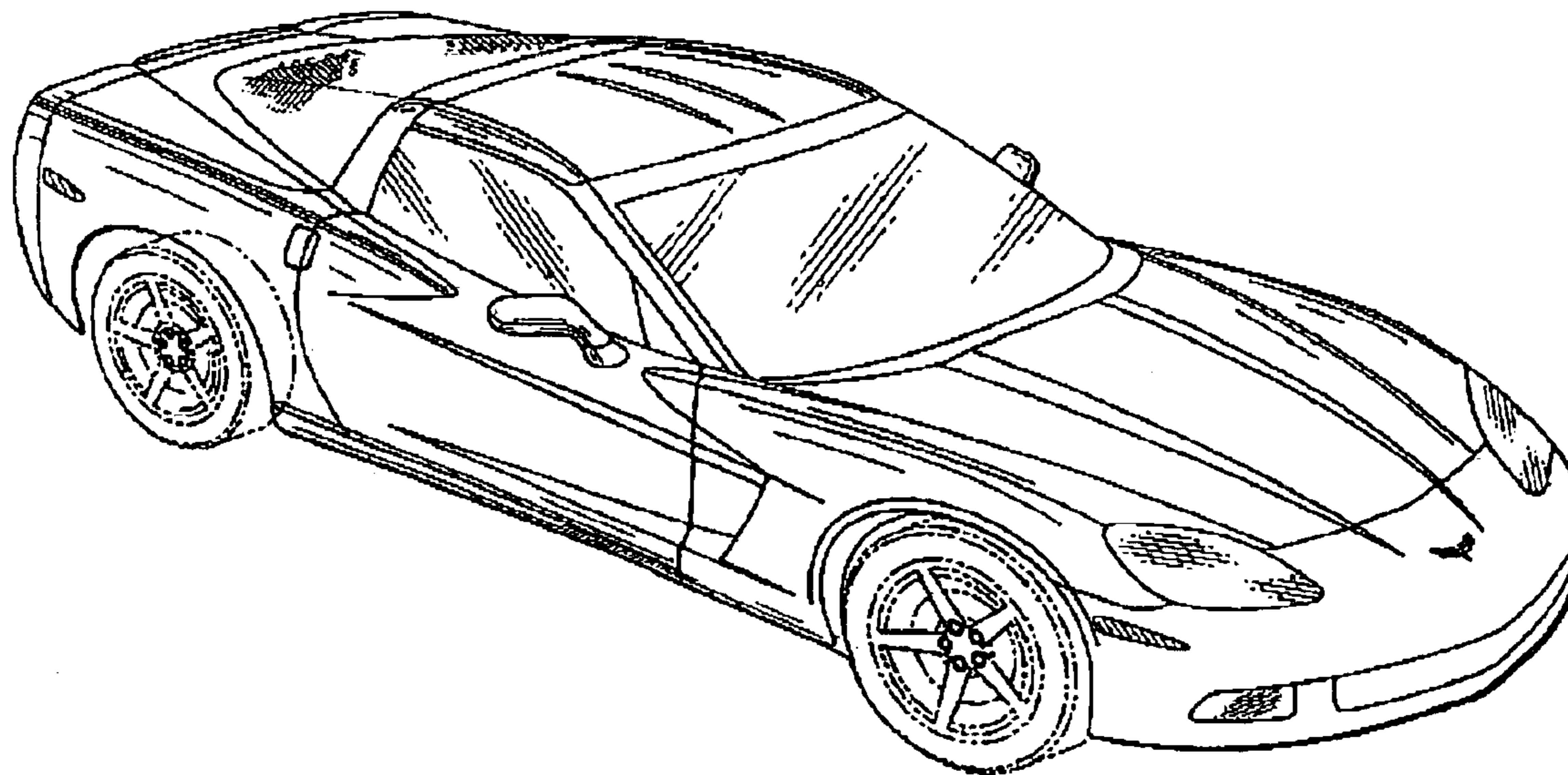
(56) **References Cited**

U.S. PATENT DOCUMENTS

D456,313 S * 4/2002 Walling et al. D12/92
D469,387 S * 1/2003 Ramaciotti D12/92
D478,843 S * 8/2003 Pardo D12/92

In the drawing views, the tires, emblems, written matter and wheels shown in the broken lines are for illustrative purposes only and form no part of the claimed invention.

1 Claim, 3 Drawing Sheets



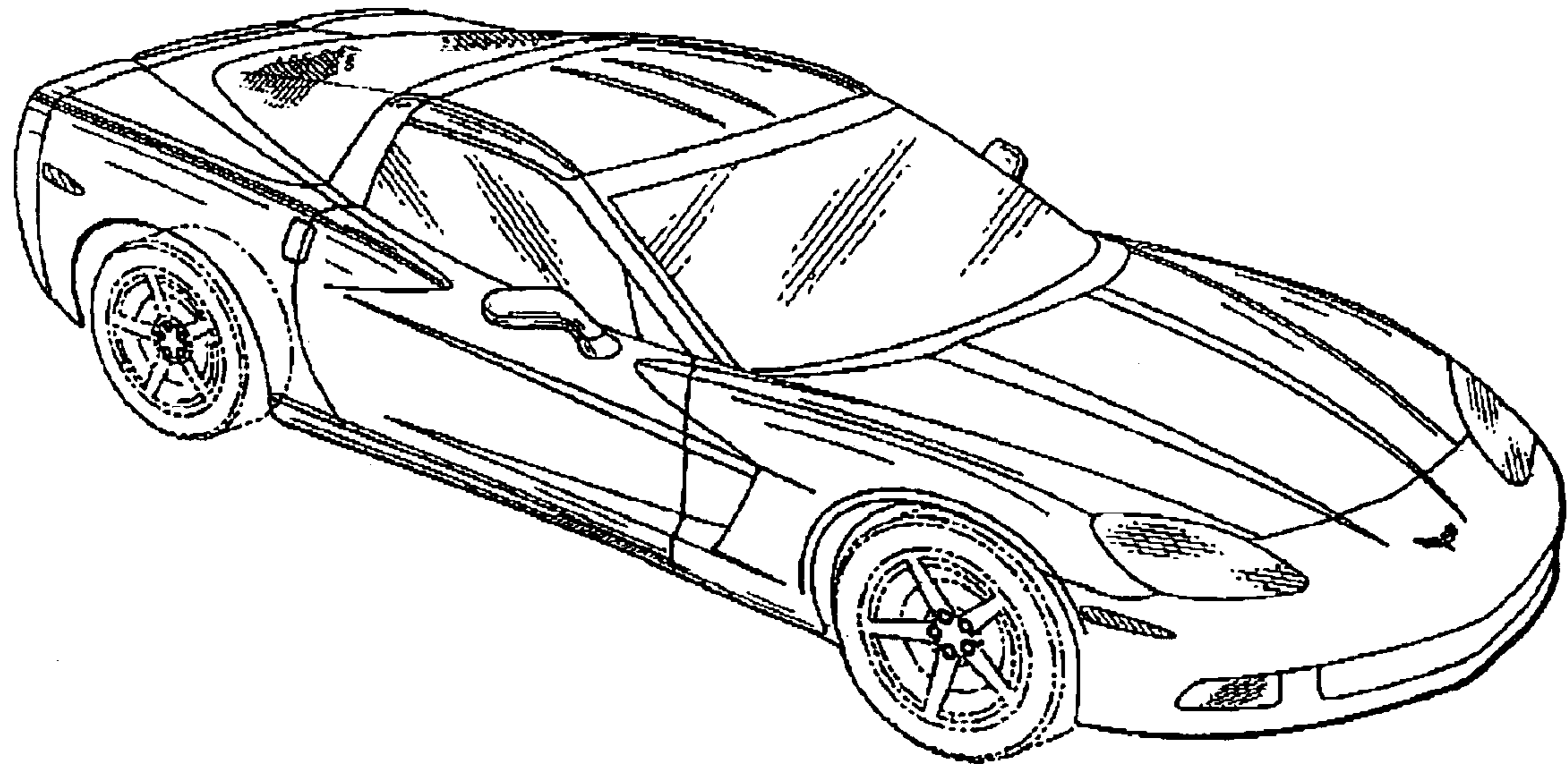


FIG. 1




FIG. 2




FIG. 3

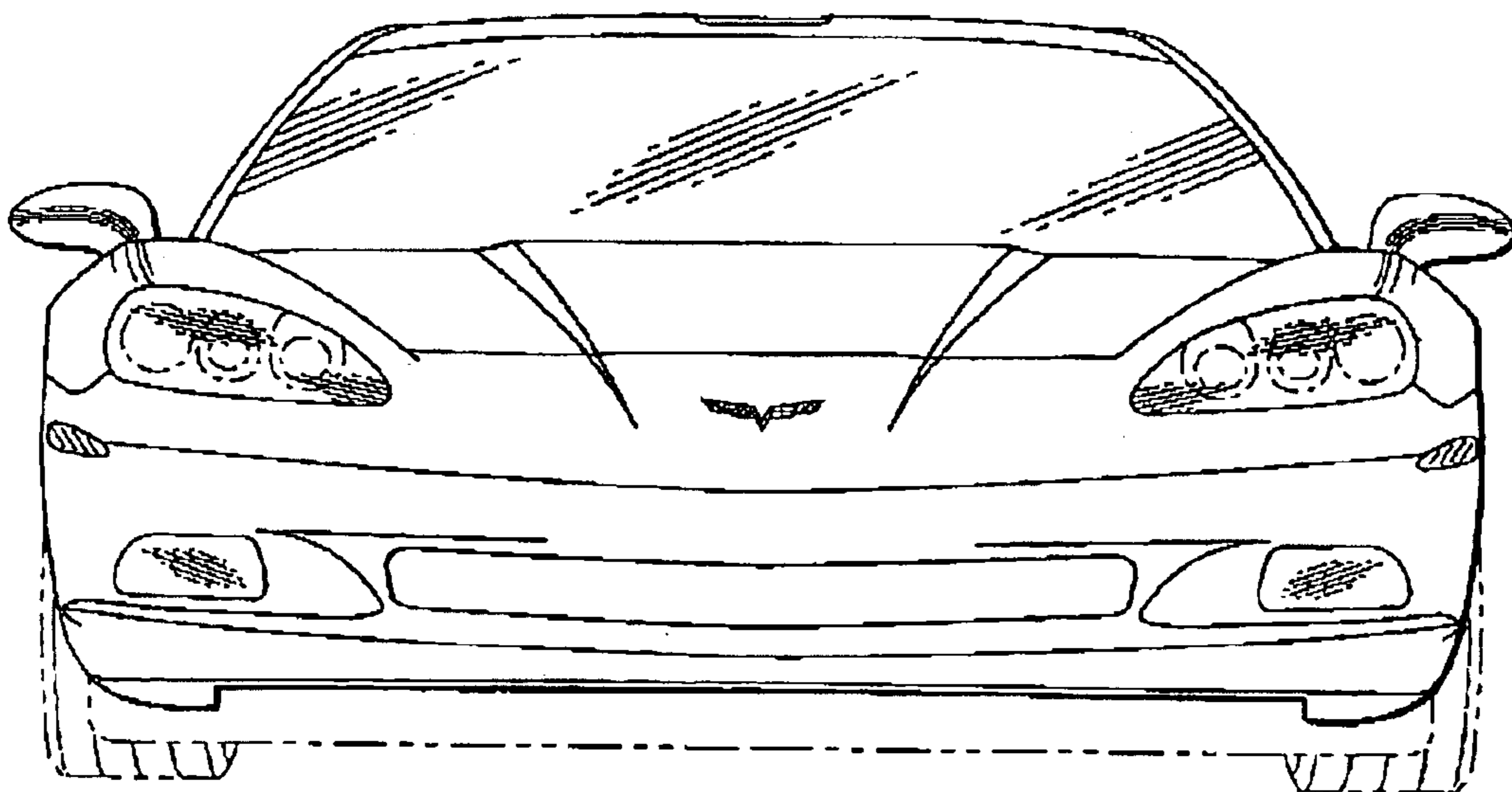


FIG. 4

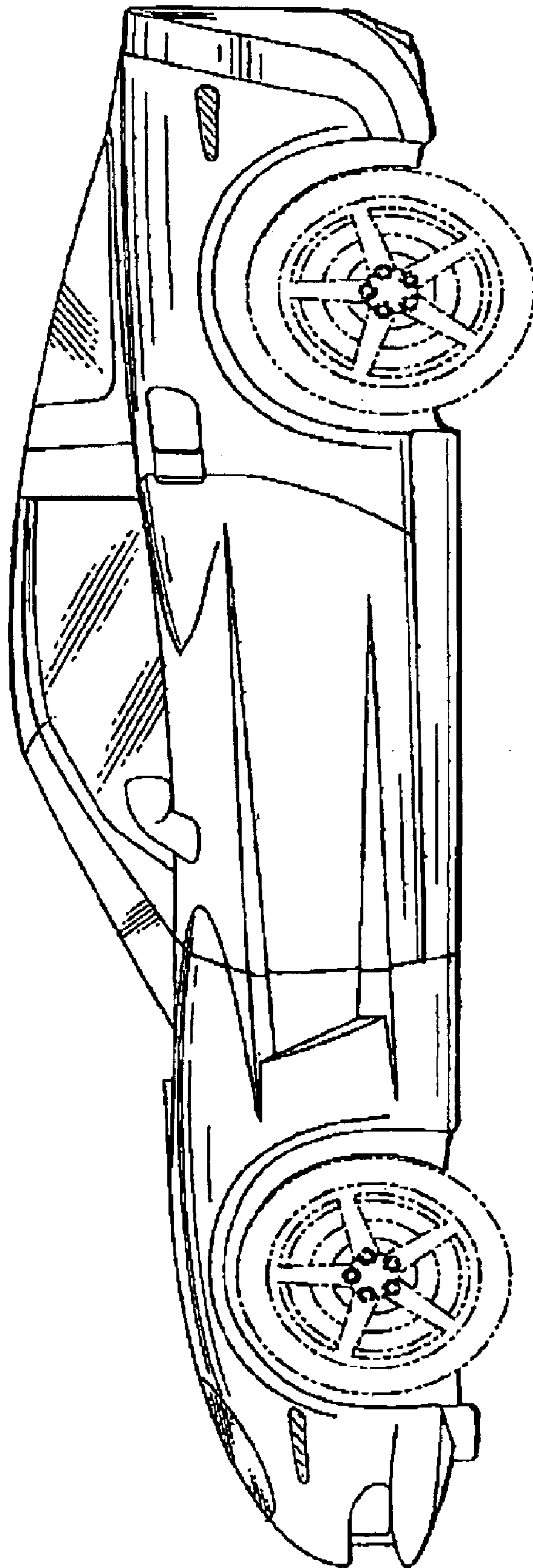


FIG. 5