



US00D516462S

(12) **United States Design Patent**  
**Opiniano**

(10) **Patent No.: US D516,462 S**  
(45) **Date of Patent: \*\* Mar. 7, 2006**

- (54) **GEOMETRIC WALL BASKET**
- (76) Inventor: **Dupir Marlon V. Opiniano**, P.O. Box 56179, San Jose, CA (US) 95156
- (\*\*) Term: **14 Years**
- (21) Appl. No.: **29/215,415**
- (22) Filed: **Oct. 20, 2004**
- (51) **LOC (8) Cl. .... 11-02**
- (52) **U.S. Cl. .... D11/143**
- (58) **Field of Classification Search .... D11/131,**  
D11/143-146, 148, 152-154, 164; D7/527-529,  
D7/531-533, 550.1, 584, 601-603, 619.1,  
D7/619.2; D26/9, 12, 23, 118, 119, 129, 131;  
D9/529, 556, 558, 690, 692; 47/41.01, 41.1,  
47/41.12, 65.5, 66.6, 67-72; 206/423; 220/669;  
248/27.8; D3/307-309; 335/299, 296  
See application file for complete search history.

(56) **References Cited**

**U.S. PATENT DOCUMENTS**

- D43,101 S \* 10/1912 Barthel ..... D3/308
- 1,077,879 A \* 11/1913 Hart ..... 47/67
- 1,970,370 A \* 8/1934 Foser ..... 47/41.01
- D117,348 S \* 10/1939 Cutter ..... D11/152
- D130,163 S \* 10/1941 Wise ..... D11/148
- D192,435 S \* 3/1962 Goodman ..... D7/531

- D258,255 S \* 2/1981 Peck ..... D11/143
- 4,651,791 A \* 3/1987 Evenson ..... 220/669
- D304,811 S \* 11/1989 Thurman ..... D11/152
- D352,367 S \* 11/1994 Gryzlak ..... D7/550.1
- D410,096 S \* 5/1999 Majerowski ..... D26/9
- D447,957 S \* 9/2001 Lichtman et al. .... D9/556
- D477,778 S \* 7/2003 Dretzka ..... D9/692
- D485,068 S \* 1/2004 Opiniano ..... D3/307
- D501,805 S \* 2/2005 Opiniano ..... D11/143
- 2003/0024161 A1 \* 2/2003 Tilton ..... 47/68

\* cited by examiner

*Primary Examiner*—Caron D. Veynar  
*Assistant Examiner*—Garth Rademaker

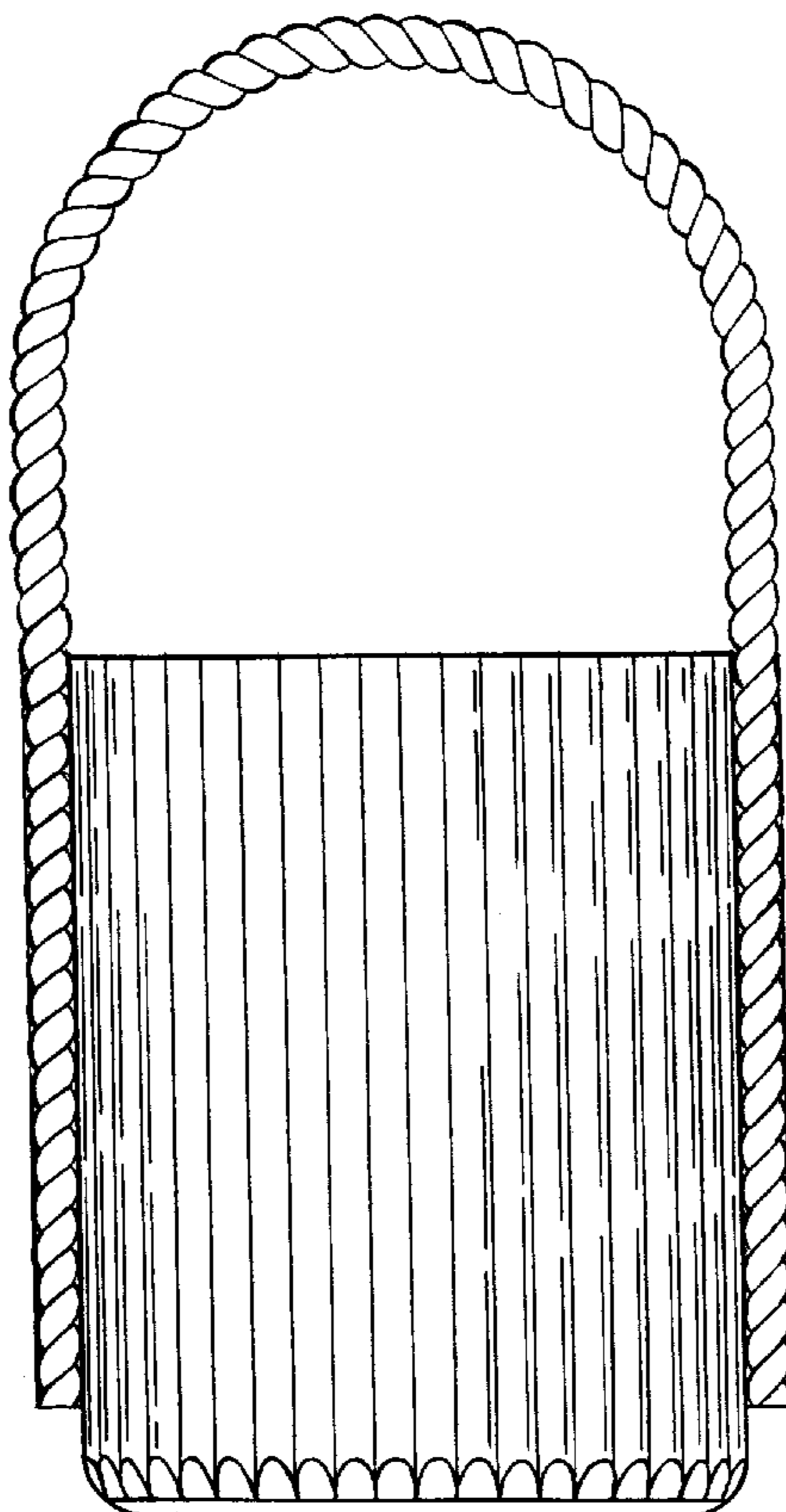
(57) **CLAIM**

The ornamental design for a geometric wall basket, substantially, as shown and described.

**DESCRIPTION**

FIG. 1 is a front elevational view of a geometric wall basket showing my new design;  
FIG. 2 is a rear elevational view thereof;  
FIG. 3 is a side elevational view thereof, the opposite side view being a mirror image thereof;  
FIG. 4 is a top view thereof; and,  
FIG. 5 is a bottom view thereof.

**1 Claim, 3 Drawing Sheets**



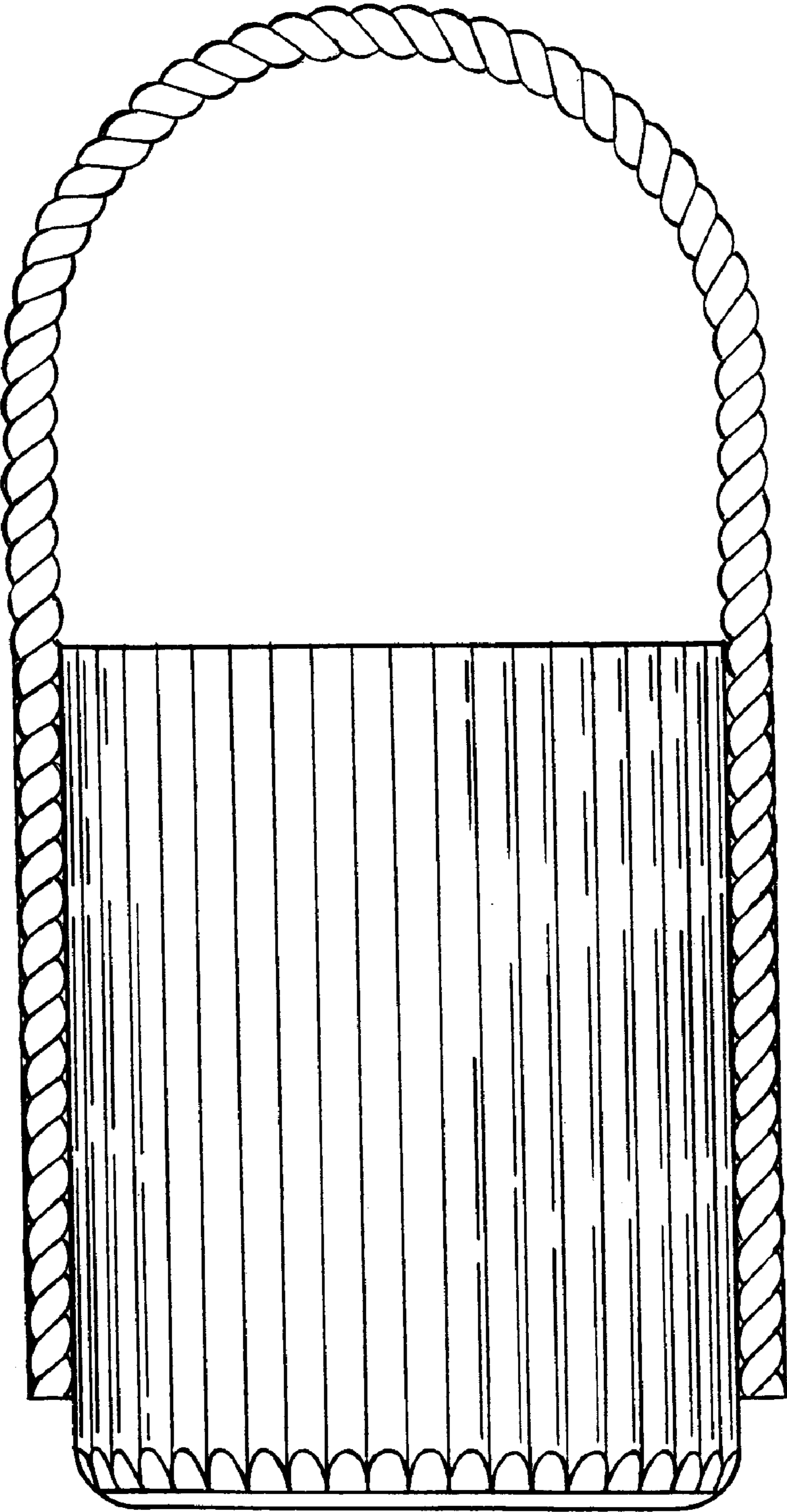


FIG. 1




FIG. 2

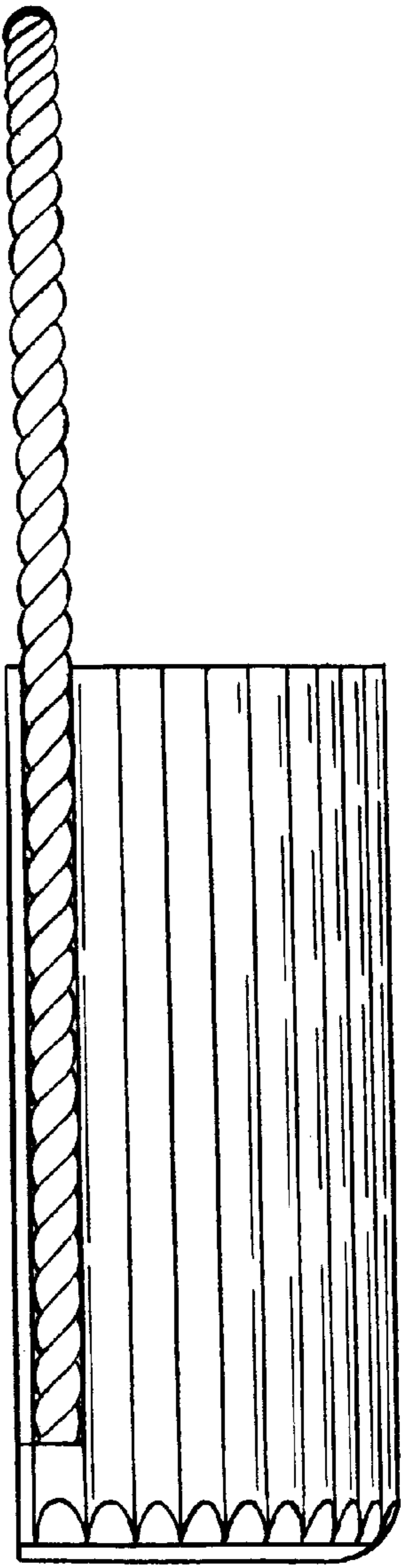
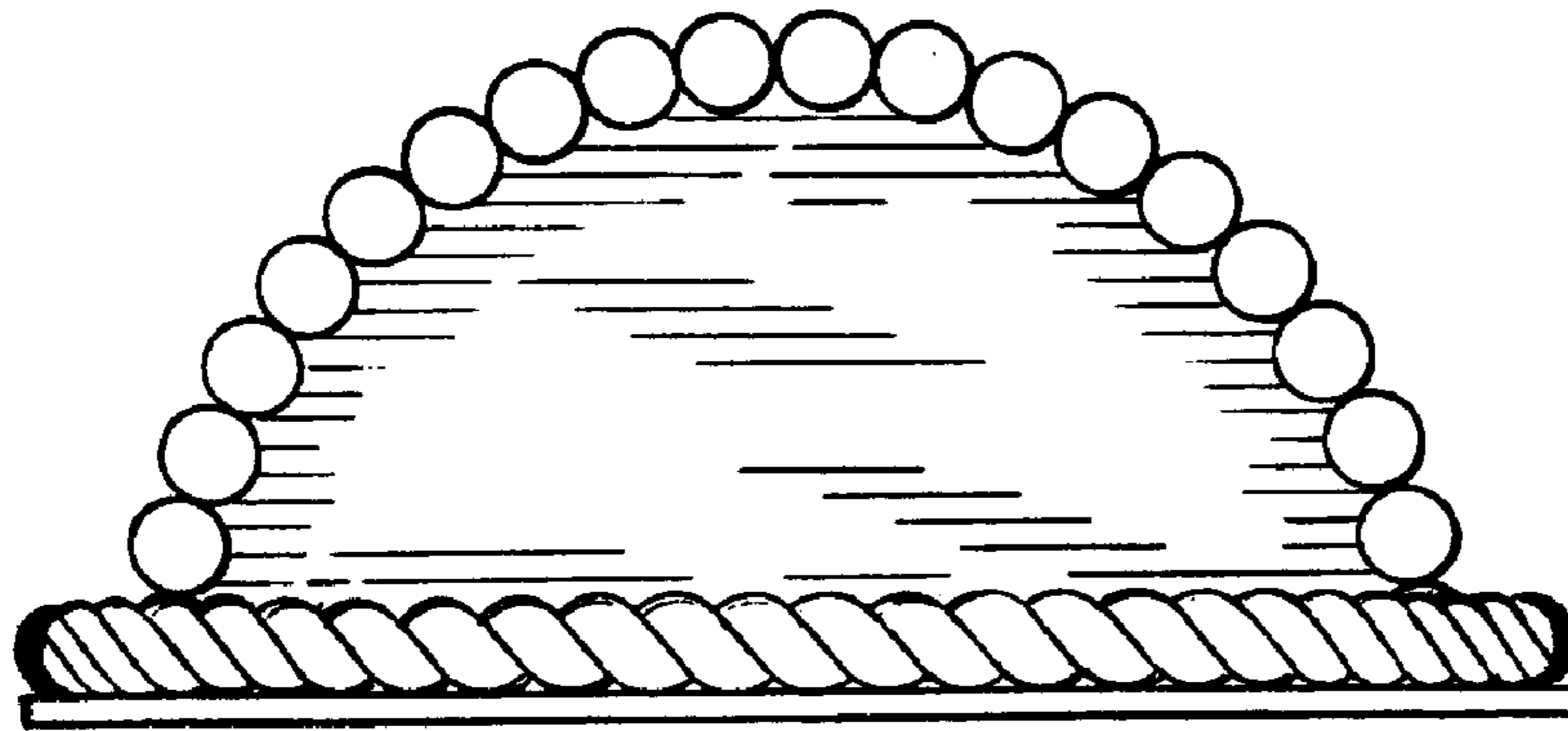



FIG. 3



**FIG. 4**



**FIG. 5**