



US00D516460S

(12) **United States Design Patent**
Lamb

(10) **Patent No.:** **US D516,460 S**
(45) **Date of Patent:** **** Mar. 7, 2006**

(54) **JEWELRY ITEM**

(76) **Inventor:** **Patrecea J. Lamb**, 9753 Lakepointe Dr., Burke, VA (US) 22015

(**) **Term:** **14 Years**

(21) **Appl. No.:** **29/214,287**

(22) **Filed:** **Sep. 30, 2004**

(51) **LOC (8) Cl.** **11-03**

(52) **U.S. Cl.** **D11/116**

(58) **Field of Classification Search** D11/1-2,
D11/7, 40-44, 46-49, 53, 56-57, 59-61,
D11/63, 65, 79-83, 86-87, 89, 90, 99-101,
D11/106, 114-116, 200-201; 63/1.11, 18-20;
D3/207-211

See application file for complete search history.

(56) **References Cited**

U.S. PATENT DOCUMENTS

D39,614 S * 10/1908 Thompson D11/116
D96,433 S * 7/1935 Vollman D11/81
2,123,704 A * 7/1938 Meissner 40/618

D235,913 S * 7/1975 Cipullo D11/81
D247,881 S * 5/1978 Hitchens D11/41
D254,902 S * 5/1980 Jaramillo et al. D11/61
D327,030 S * 6/1992 Young D11/61
D434,862 S * 12/2000 Fait D26/9

* cited by examiner

Primary Examiner—Ralf Seifert

(74) *Attorney, Agent, or Firm*—Alfred F. Hoyte, Jr.

(57) **CLAIM**

The ornamental design for a jewelry item, as shown.

DESCRIPTION

FIG. 1 is a plan view of a jewelry item showing my new design;

FIG. 2 is a right edge view thereof;

FIG. 3 is a plan view of the reverse side of the design as shown in FIG. 1;

FIG. 4 is a left edge view thereof;

FIG. 5 is a top view thereof; and,

FIG. 6 is a bottom view thereof.

1 Claim, 1 Drawing Sheet






FIG. 5




FIG. 4

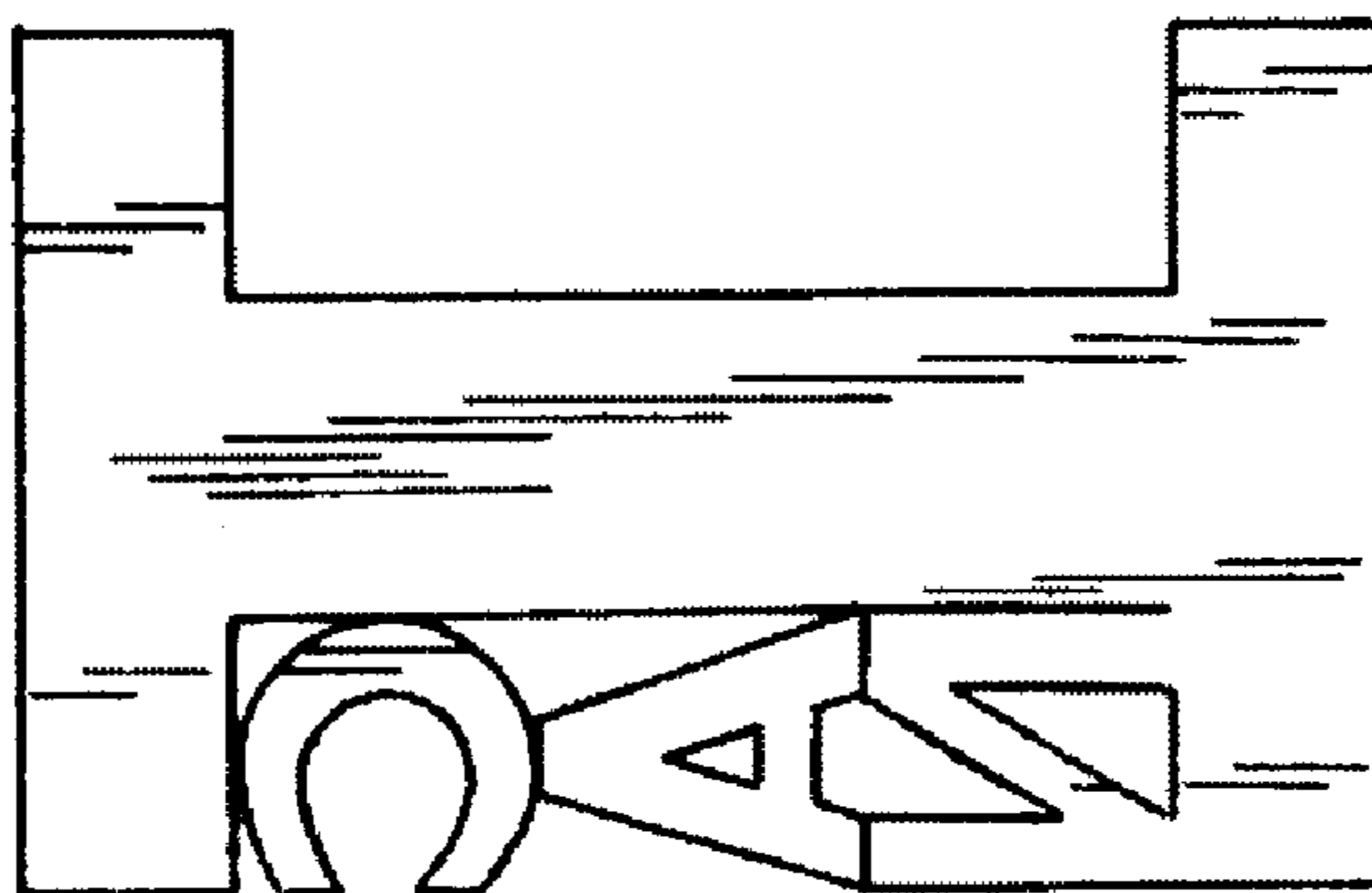


FIG. 3



FIG. 2

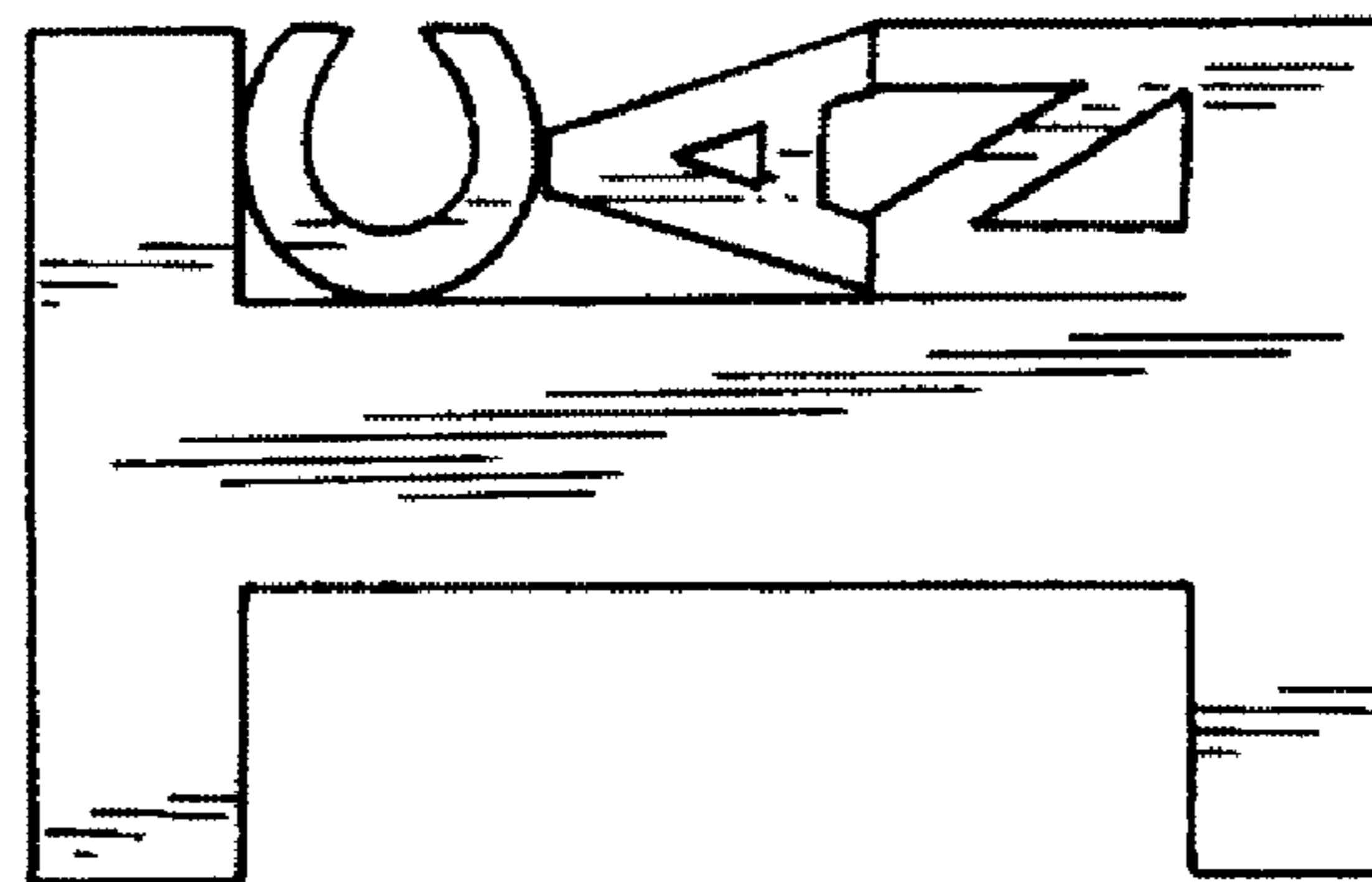


FIG. 1



FIG. 6