



US00D516454S

(12) **United States Design Patent**
Gimpel

(10) **Patent No.:** **US D516,454 S**
(45) **Date of Patent:** **** Mar. 7, 2006**

(54) **JEWELLERY**

(76) **Inventor:** **Jeremy Gimpel**, 7 Dor VDorshav St.,
German Colony Jerusalem 93117 (IL)

(**) **Term:** **14 Years**

(21) **Appl. No.:** **29/214,649**

(22) **Filed:** **Oct. 7, 2004**

(30) **Foreign Application Priority Data**

Apr. 8, 2004 (IL) 39130

(51) **LOC (8) Cl.** **11-01**

(52) **U.S. Cl.** **D11/79**

(58) **Field of Classification Search** D11/1-2,
D11/7, 40-44, 46-49, 53, 56-57, 59-61,
D11/63, 65, 79-83, 86-87, 89, 90, 99-101,
D11/106, 114-116, 200-201; 63/1.11, 18-20;
D3/207-211

See application file for complete search history.

(56) **References Cited**

U.S. PATENT DOCUMENTS

1,850,190 A * 3/1932 Welch 63/32
D252,195 S * 6/1979 Keys D11/6
4,208,888 A * 6/1980 Erdman et al. 63/3

D258,874 S * 4/1981 Hocq D11/79
D300,079 S * 2/1989 Smith D99/27
D366,357 S * 1/1996 Prothro D3/207
D395,127 S * 6/1998 Lakin D99/27
D395,840 S * 7/1998 Cato D11/79
D420,572 S * 2/2000 Warner D9/600

* cited by examiner

Primary Examiner—Ralf Seifert

(74) *Attorney, Agent, or Firm*—Shlesinger, Arkwright &
Garvey LLP

(57) **CLAIM**

The ornamental design for a jewellery, as shown and
described.

DESCRIPTION

FIG. 1 is a front perspective view of a jewellery showing my
new design;

FIG. 2 is a top end view of FIG. 1;

FIG. 3 is a front elevational view of FIG. 1;

FIG. 4 is a left elevational view of FIG. 1; and,

FIG. 5 is a bottom end view of FIG. 1.

The right elevational view of FIG. 1 is a mirror image of
FIG. 4. Portion shown in dash line is not part of the claimed
design.

1 Claim, 1 Drawing Sheet



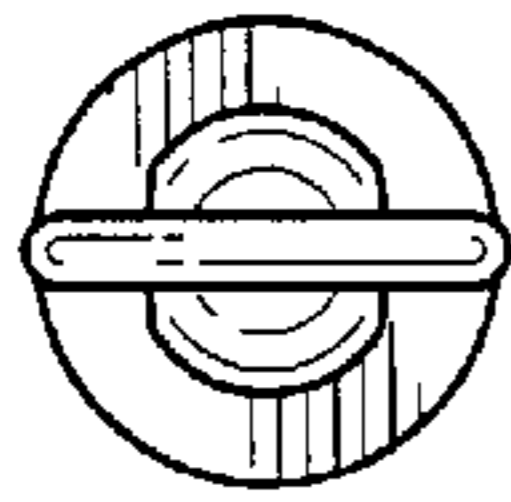


FIG. 2

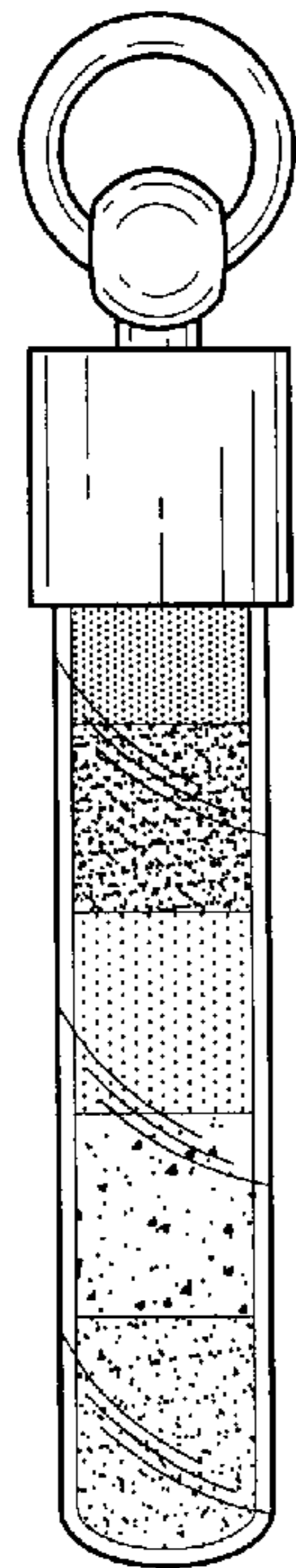


FIG. 3

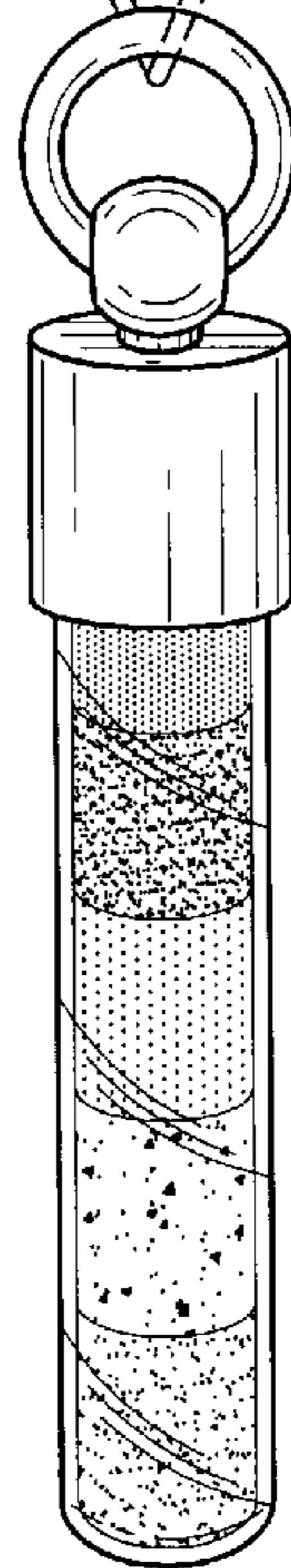


FIG. 1

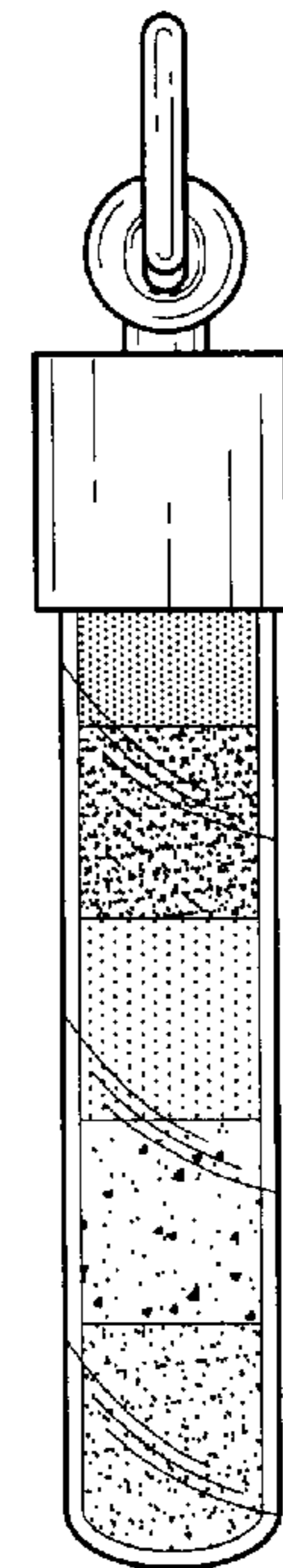


FIG. 4

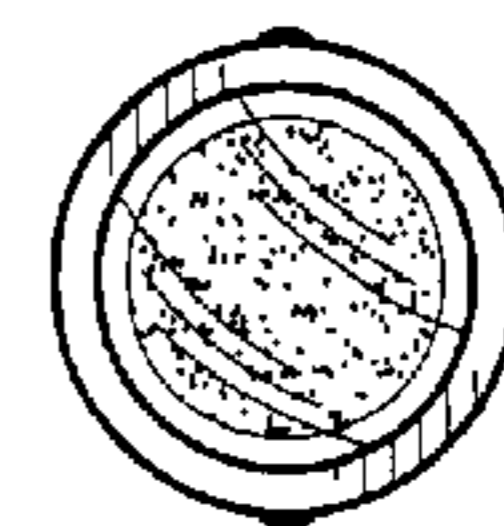


FIG. 5