



US00D516429S

(12) **United States Design Patent** (10) **Patent No.:** **US D516,429 S**
Helps et al. (45) **Date of Patent:** **** Mar. 7, 2006**

(54) **JAR**
(75) **Inventors:** **David Helps**, London (GB); **Paul Drake**, Harpenden (GB); **Timothy Hope Jebb**, Tunbridge Wells (GB); **Kirsten Joergensen**, Rotterdam (NL); **Britta Luebbert**, Rotterdam (NL); **Fred Verhaar**, Brielle (NL)
(73) **Assignee:** **Unilever Bestfoods, North America, division of Conopco, Inc.**, Englewood Cliffs, NJ (US)
(**) **Term:** **14 Years**
(21) **Appl. No.:** **29/194,602**
(22) **Filed:** **Nov. 26, 2003**

D166,116 S * 3/1952 Menefee D9/502
3,080,090 A * 3/1963 Young 220/792
D211,004 S * 5/1968 Campbell et al. D9/538
D264,441 S * 5/1982 Smith D9/454
D270,038 S * 8/1983 Lipscombe D9/529
D294,637 S * 3/1988 Hoyt et al. D23/366
4,817,801 A * 4/1989 Schwaikert 206/519
D301,690 S * 6/1989 Mobberley D9/452
D317,126 S * 5/1991 Morris, Sr. D9/428
D352,455 S * 11/1994 Balson D9/434
D359,903 S * 7/1995 Arshinoff et al. D9/428
D386,412 S * 11/1997 Heinz D9/500
D452,151 S * 12/2001 Scott D9/428
D489,004 S * 4/2004 Parman D9/428
D491,288 S * 6/2004 Young D9/558
D497,795 S * 11/2004 Fling et al. D9/692
D500,445 S * 1/2005 DeBiasse et al. D9/505

(30) **Foreign Application Priority Data**
May 28, 2003 (GB) 3012894
(51) **LOC (8) Cl.** **09-01**
(52) **U.S. Cl.** **D9/503; D7/615; D9/452; D9/435**
(58) **Field of Classification Search** D9/452, D9/454, 500, 503-505, 515, 516, 519, 521, D9/529-531, 537-539, 542, 558, 688-691; D7/300.1, 590, 591, 597-598, 612-615, 629; D11/143, 146, 152; D28/7, 8, 91, 91.1, 76; D99/5; 206/216, 217
See application file for complete search history.

FOREIGN PATENT DOCUMENTS

GB 2018273 * 5/1992
GB 2098633 * 9/2001

* cited by examiner

Primary Examiner—Carol Rademaker
Assistant Examiner—Dana Sipos
(74) *Attorney, Agent, or Firm*—Gerard J. McGowan, Jr.

(57) **CLAIM**

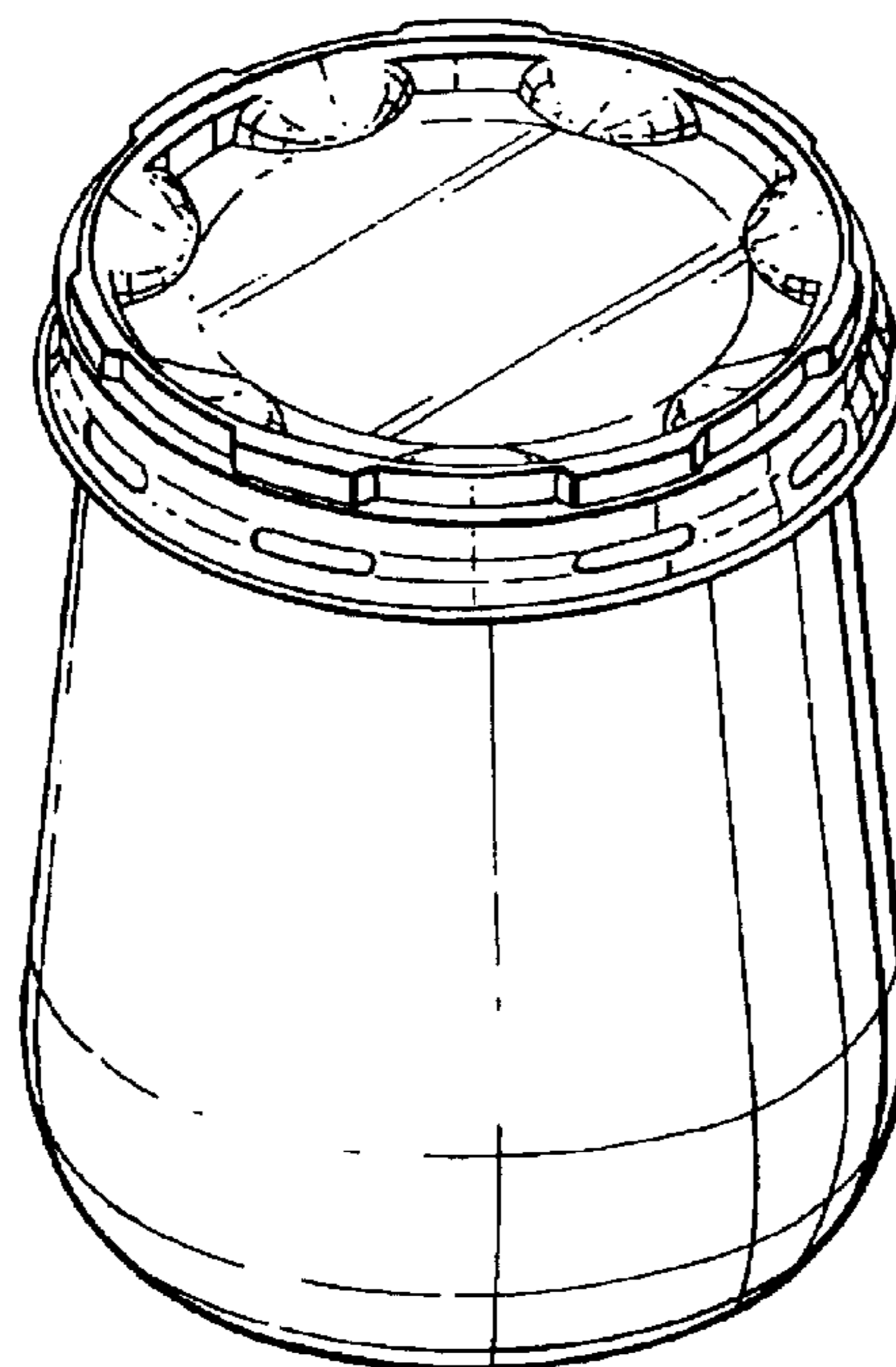
The ornamental design for a jar, as shown and described.

DESCRIPTION

FIG. 1 is a perspective view from above and one side of the jar showing a new design;
FIG. 2 is a side elevational view thereof; and,
FIG. 3 is a top plan view thereof.

(56) **References Cited**
U.S. PATENT DOCUMENTS
D129,604 S * 9/1941 Forgue D9/500

1 Claim, 2 Drawing Sheets



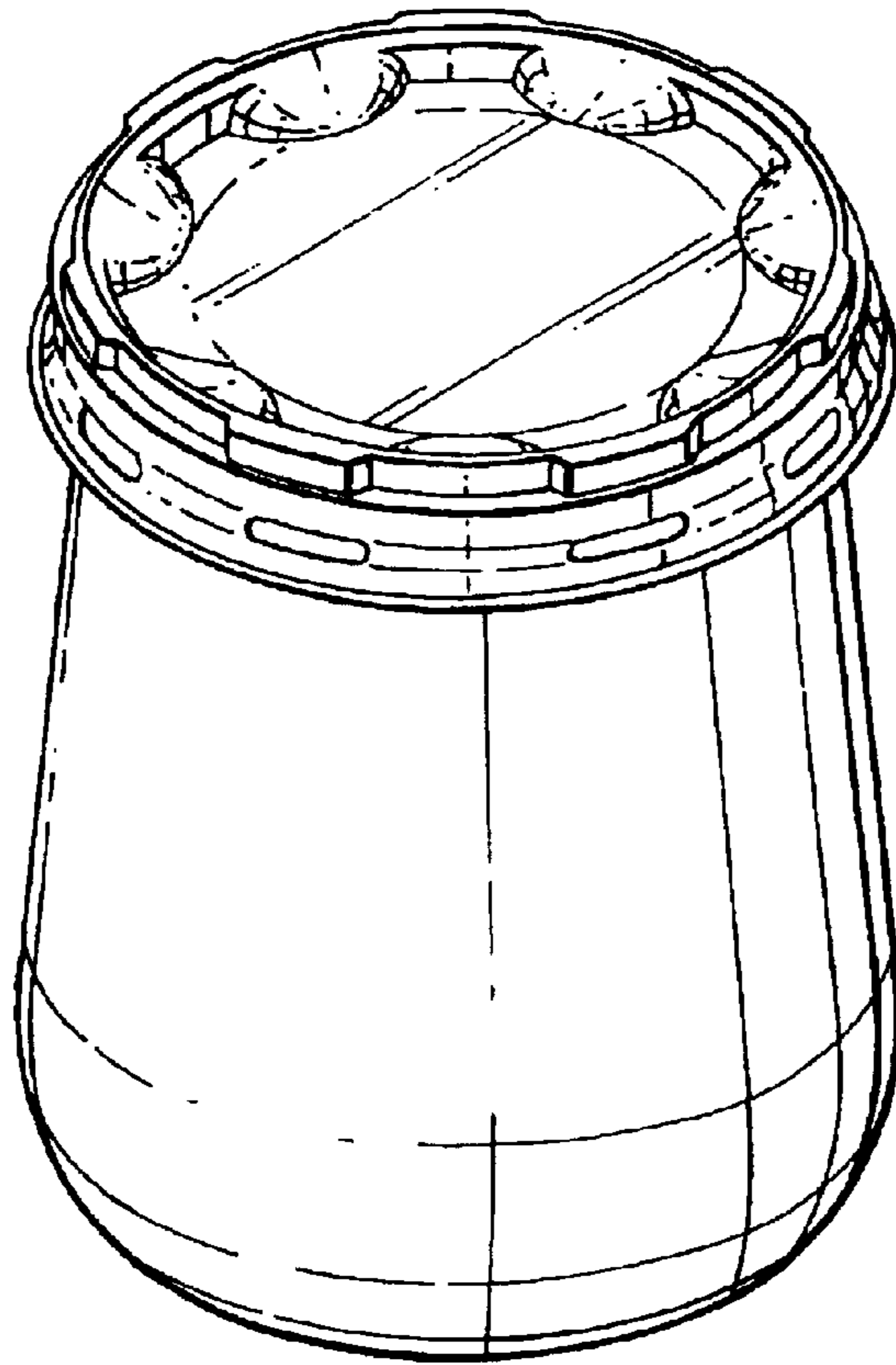


Fig.1.

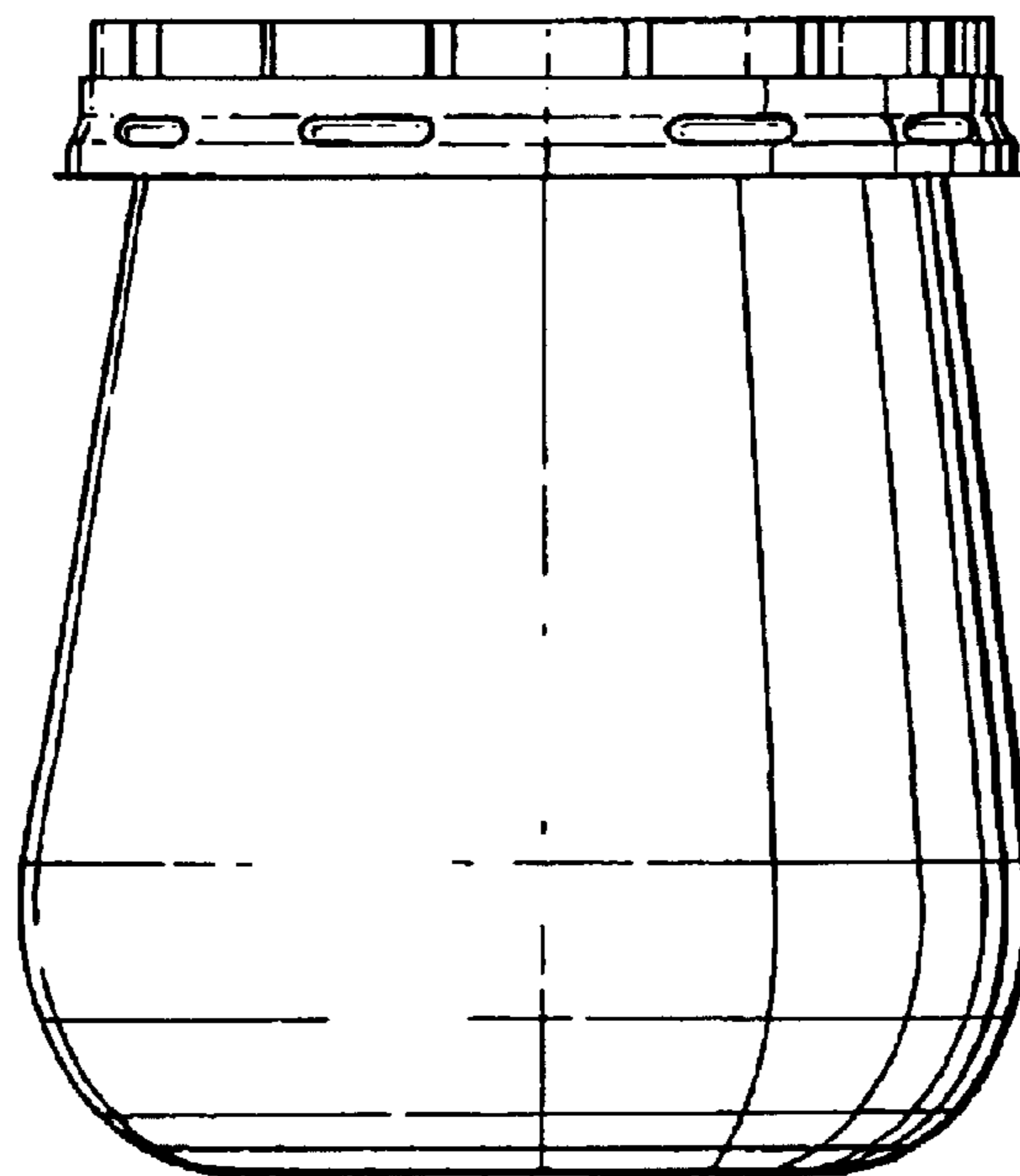


Fig.2.

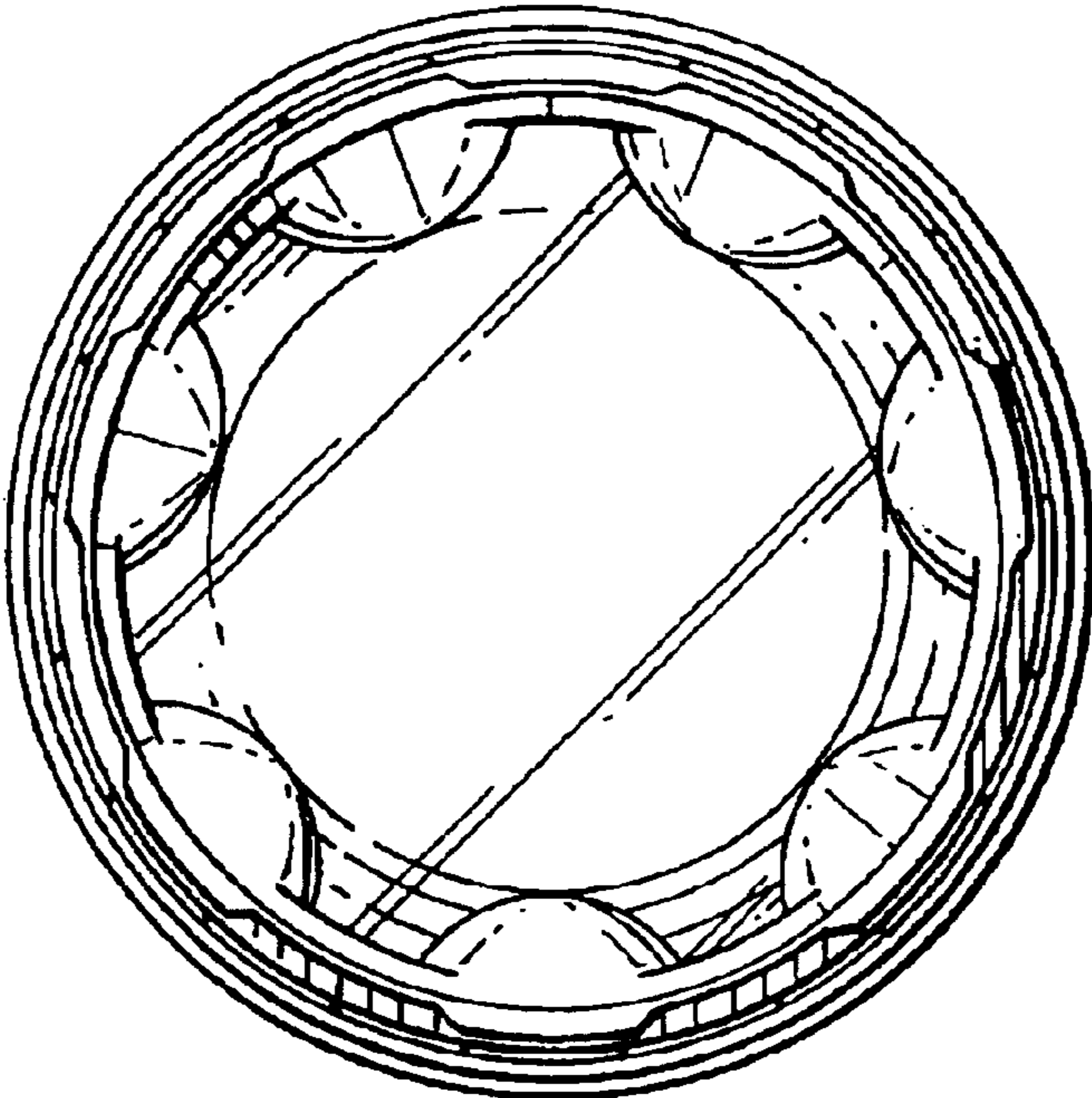


Fig.3.