



US00D516406S

(12) **United States Design Patent**  
**Brammer, Jr. et al.**

(10) **Patent No.: US D516,406 S**  
(45) **Date of Patent: \*\* Mar. 7, 2006**

(54) **HAND BRACKET**

(75) Inventors: **Robert C. Brammer, Jr.**, Traverse City, MI (US); **Charles A. Brammer**, Traverse City, MI (US)

(73) Assignee: **Stromberg-Carlson Products, Inc.**, Traverse City, MI (US)

(\*\*) Term: **14 Years**

(21) Appl. No.: **29/215,840**

(22) Filed: **Oct. 26, 2004**

(51) **LOC (8) Cl. .... 08-01**

(52) **U.S. Cl. .... D8/300; D8/315**

(58) **Field of Classification Search** ..... D8/107, D8/300, 307, 313, 315-316, 321-322, 338, D8/343, 350; 16/DIG. 12, 110.1, 404, 430; 81/489; 292/247; 15/120.2, 143.1

See application file for complete search history.

(56) **References Cited**

**U.S. PATENT DOCUMENTS**

394,252 A	12/1888	Davis	
704,026 A	7/1902	Gordon et al.	
1,076,121 A	10/1913	Houck	
1,179,286 A	4/1916	Crimmel	
1,284,979 A	11/1918	Ayers	
1,435,110 A	11/1922	Efford	
1,572,845 A	2/1926	Efford et al.	
1,821,722 A	9/1931	Neal	
2,486,279 A	10/1949	Hathaway	
D158,305 S	* 4/1950	Mitchell	D8/319
3,082,473 A	3/1963	West	
3,183,877 A	5/1965	Benzel	
3,329,385 A	7/1967	Dietsch	
3,675,785 A	7/1972	Martin	
4,074,884 A	2/1978	Antoszewski	
4,131,259 A	12/1978	Franks	
4,194,637 A	3/1980	Edson	
4,335,862 A	6/1982	Sherman	
4,354,690 A	10/1982	Hanson	
4,976,455 A	12/1990	Brammer, Sr. et al.	
5,078,276 A	1/1992	Rogge et al.	
5,297,010 A	* 3/1994	Camarota et al.	362/501
5,303,451 A	* 4/1994	Graviss et al.	16/412
5,332,109 A	7/1994	Johnson	
5,342,015 A	8/1994	Burton et al.	
D367,633 S	* 3/1996	Monette et al.	D12/190

D370,617 S	* 6/1996	Decursu et al.	D8/316
5,887,927 A	3/1999	Kurek, III et al.	
6,131,213 A	10/2000	Sarff	
6,276,027 B1	8/2001	Hanna	
D448,270 S	* 9/2001	Sekishiro et al.	D8/302
D449,215 S	* 10/2001	Bertani	D8/316
6,308,843 B1	10/2001	De Boer	
D453,100 S	* 1/2002	Finkelstein et al.	D8/302
6,464,189 B1	10/2002	Yu	
D470,397 S	2/2003	Valiulis et al.	
6,523,888 B1	* 2/2003	Yan et al.	296/215
6,546,597 B2	* 4/2003	Atalla et al.	16/436
6,581,245 B2	6/2003	Jen	
6,595,571 B1	7/2003	Krebs et al.	
D501,783 S	* 2/2005	Marzolf et al.	D8/300
2003/0029974 A1	2/2003	Marshall et al.	

\* cited by examiner

*Primary Examiner*—Stella Reid

*Assistant Examiner*—Jean E. McCormick

(74) *Attorney, Agent, or Firm*—Price, Heneveld, Cooper, DeWitt & Litton, LLP

(57) **CLAIM**

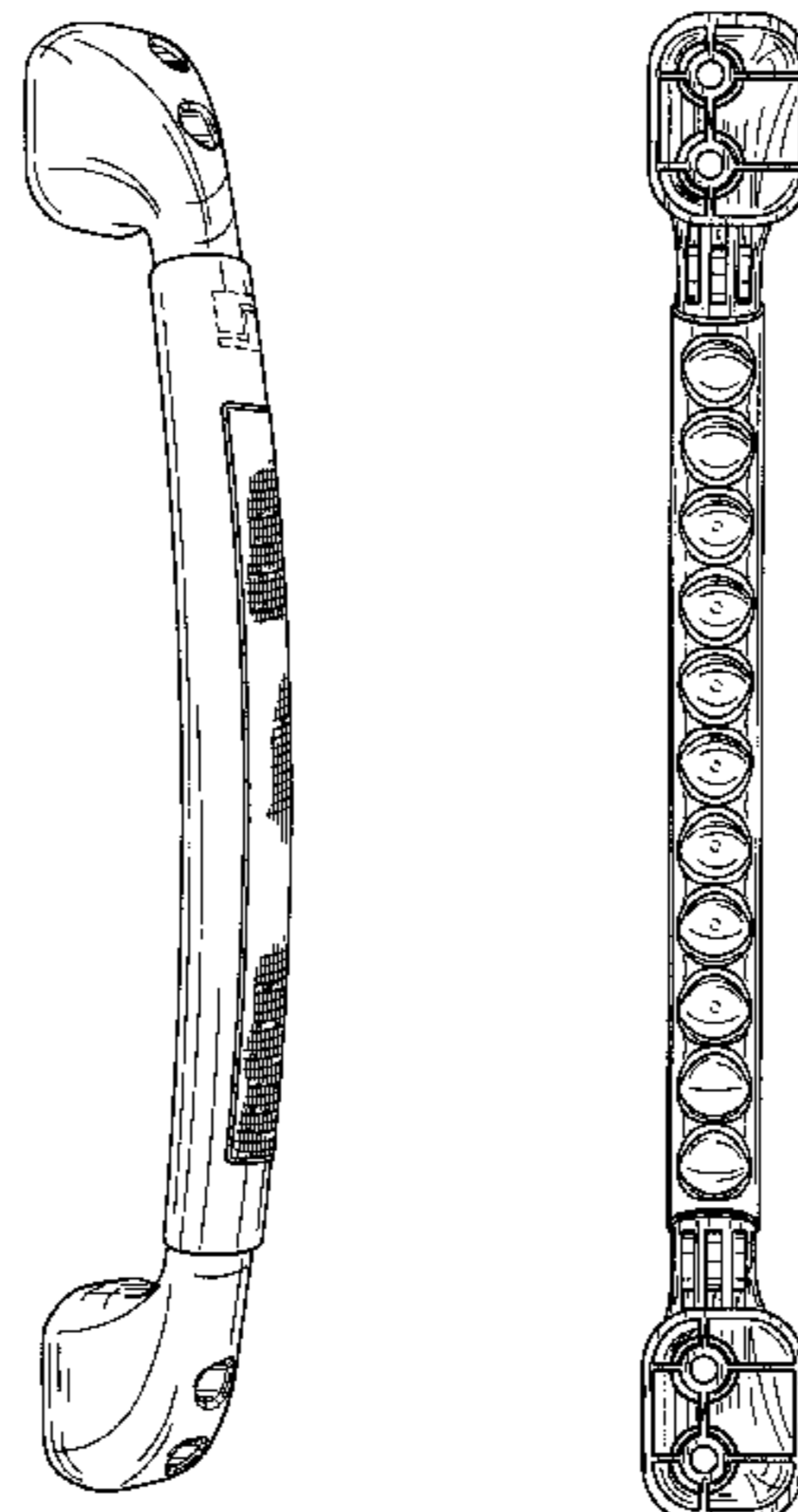
We claim the ornamental design for a hand bracket, as shown and described.

**DESCRIPTION**

FIG. 1 is a perspective view of a hand bracket, showing our new design;  
 FIG. 2 is a front view thereof;  
 FIG. 3 is a rear view thereof;  
 FIG. 4 is a top view thereof;  
 FIG. 5 is a bottom view thereof;  
 FIG. 6 is a first side view thereof;  
 FIG. 7 is a second side view thereof;  
 FIG. 8 is a perspective view of a hand bracket, showing a second embodiment of our new design;  
 FIG. 9 is a front view thereof;  
 FIG. 10 is a rear view thereof;  
 FIG. 11 is a top view thereof;  
 FIG. 12 is a bottom view thereof;  
 FIG. 13 is a first side view thereof; and,  
 FIG. 14 is a second side view thereof.

The broken line showing of the hand bracket means of attachment is for illustrative purposes only and forms no part of the claimed design.

**1 Claim, 4 Drawing Sheets**



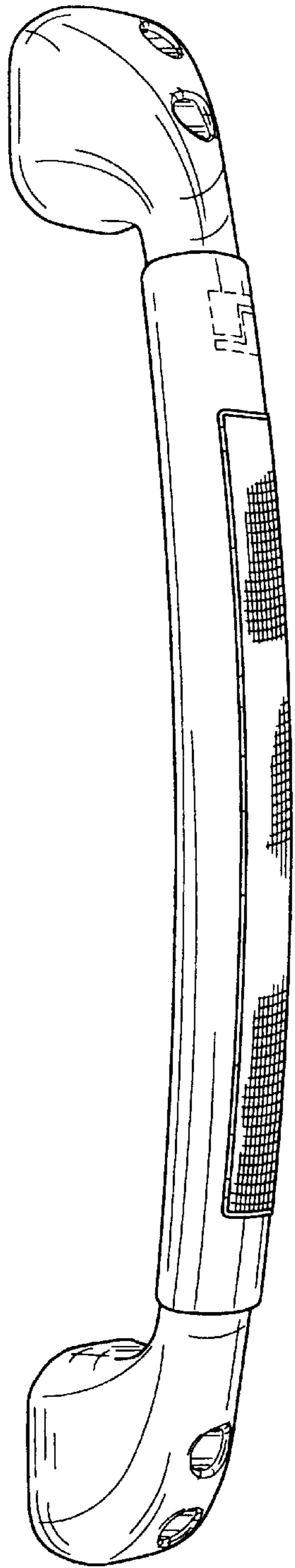


FIG. 1

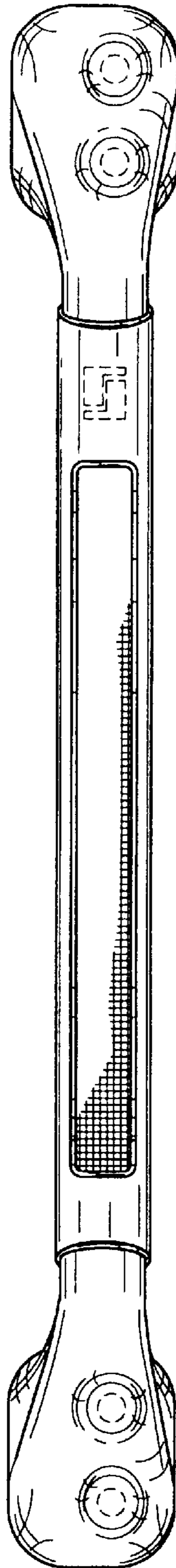


FIG. 2

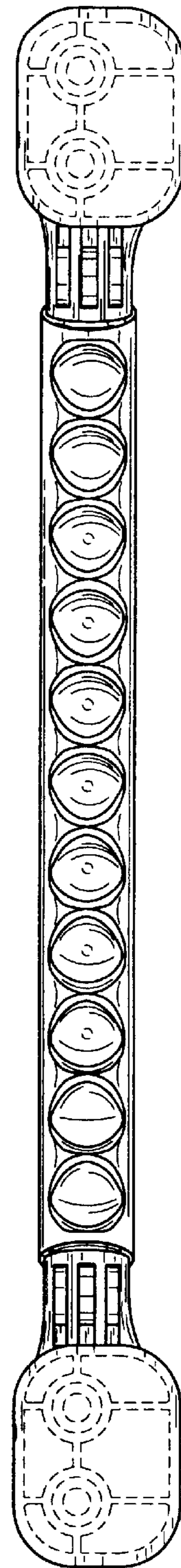


FIG. 3

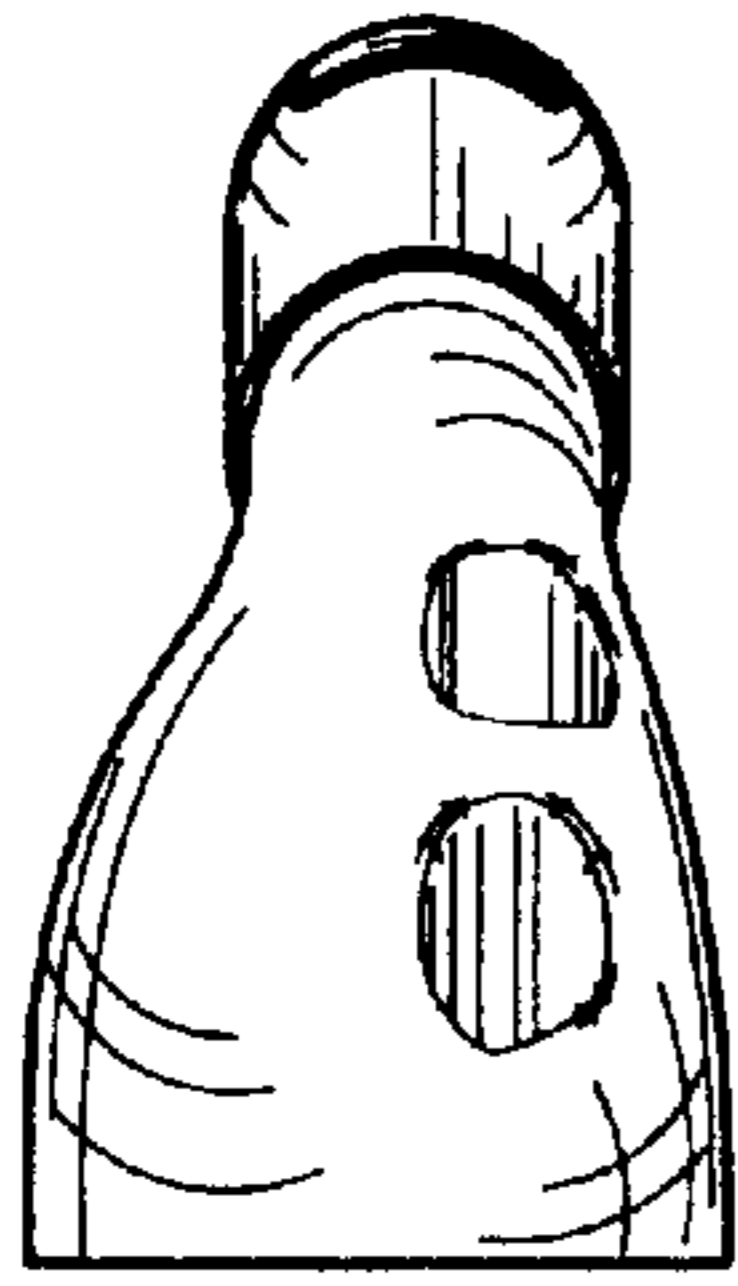


FIG. 4

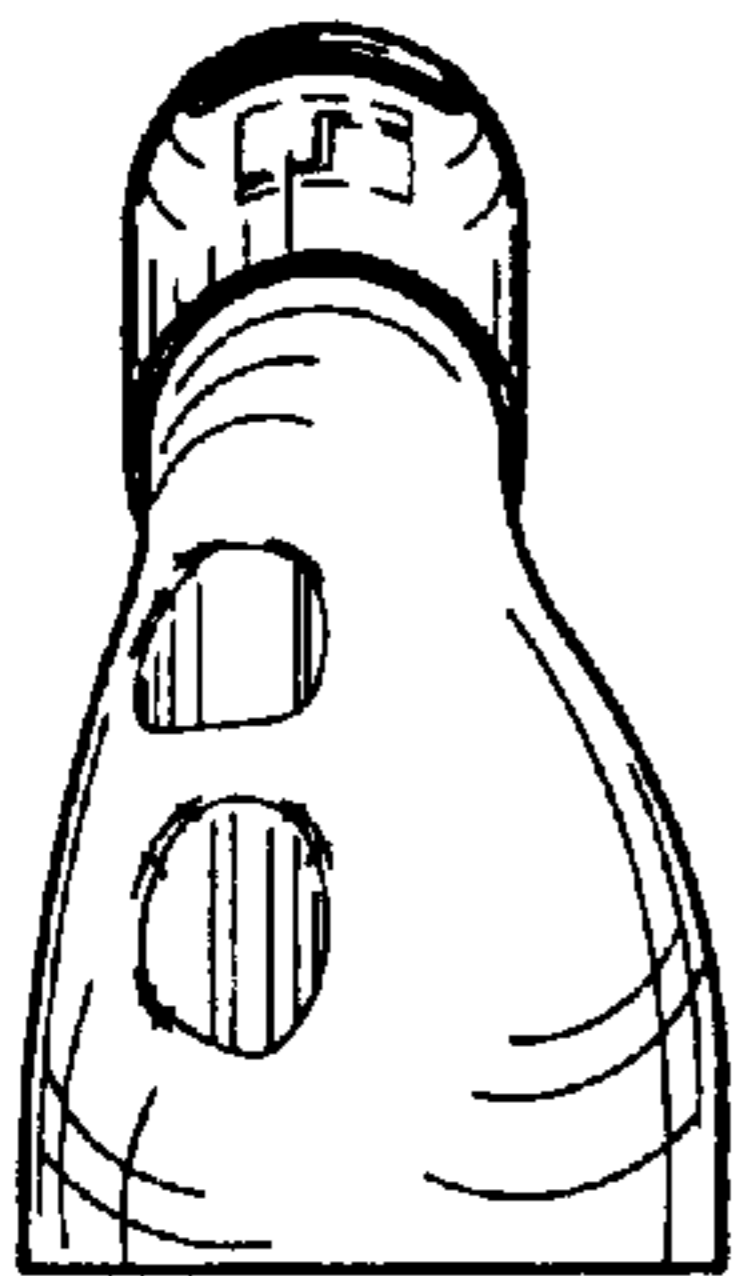


FIG. 5

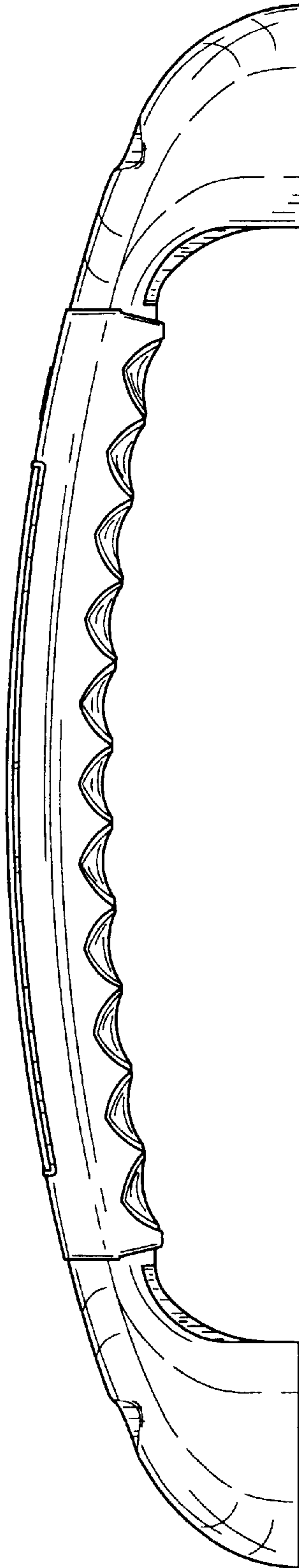


FIG. 6




FIG. 7

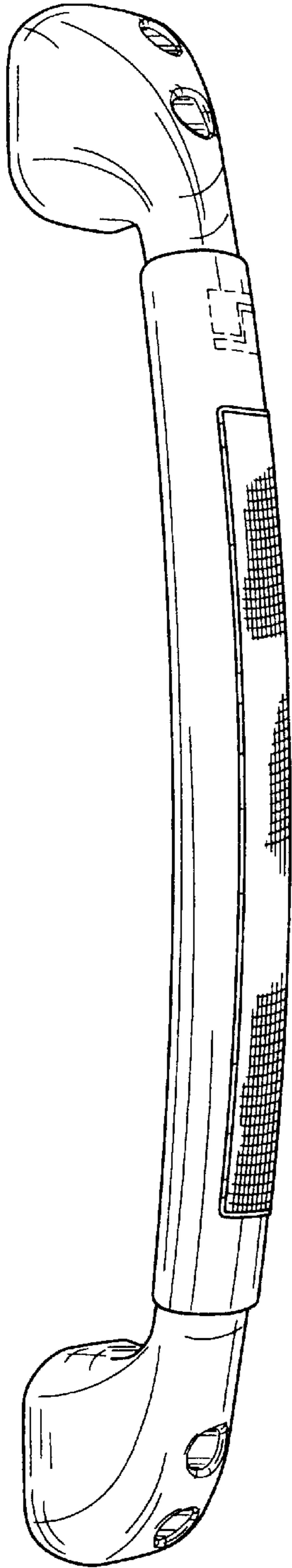


FIG. 8

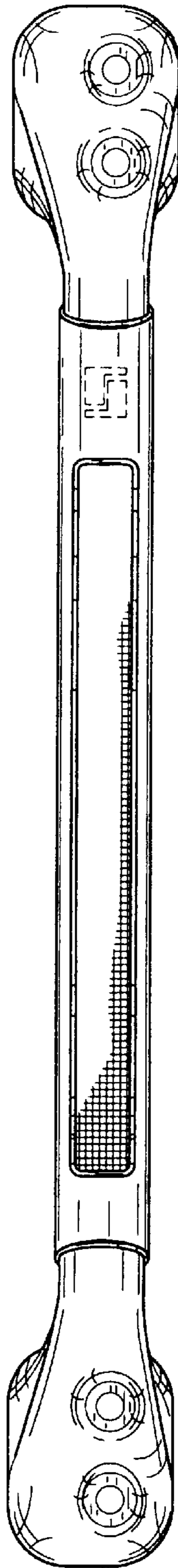


FIG. 9

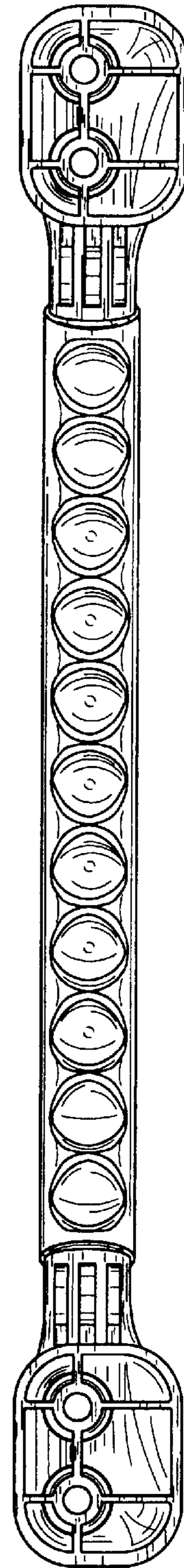


FIG. 10

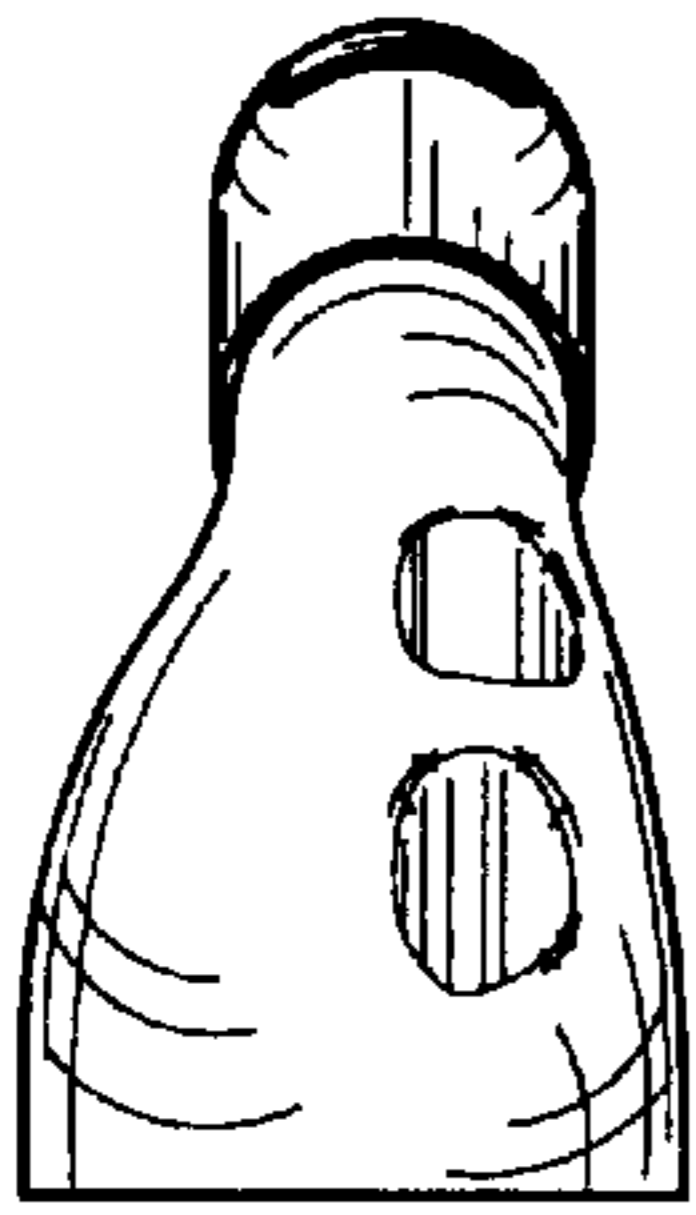


FIG. 11

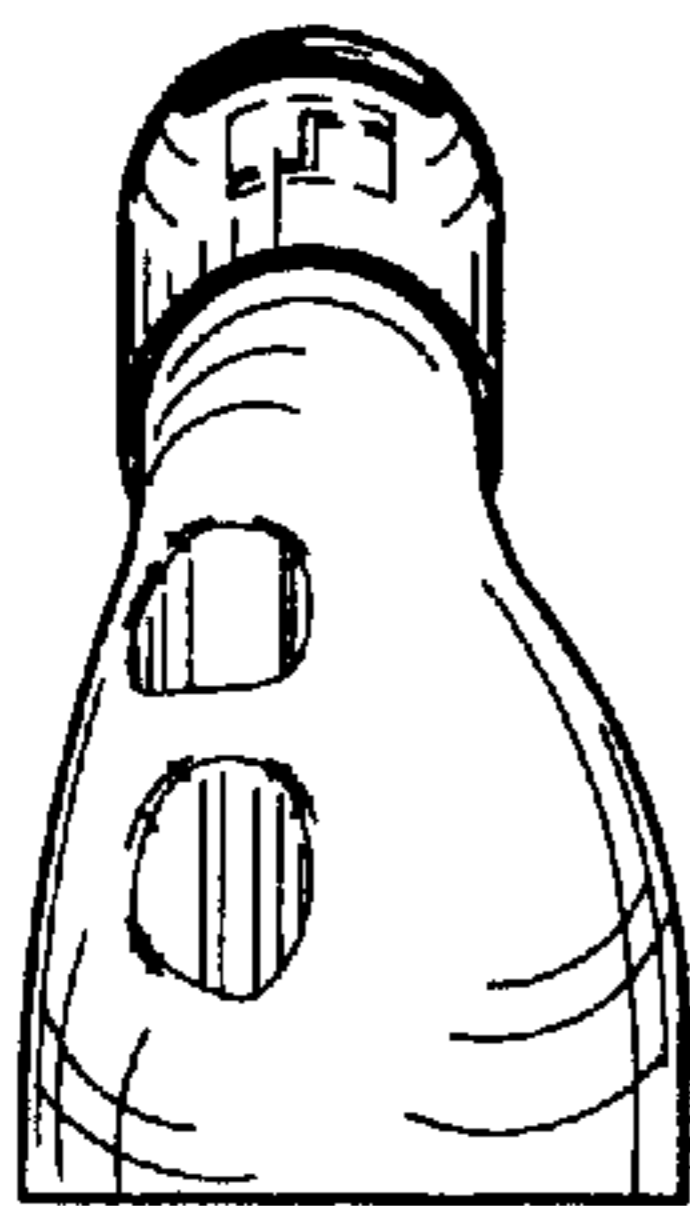


FIG. 12

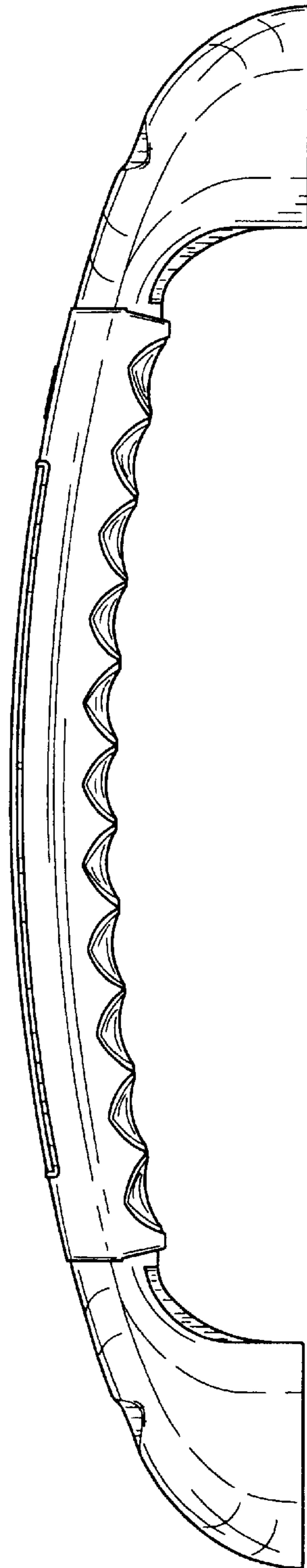


FIG. 13




FIG. 14