

US00D516404S

(12) **United States Design Patent**
Siemers

(10) **Patent No.:** **US D516,404 S**
(45) **Date of Patent:** **** Mar. 7, 2006**

(54) **SPOKESHAVE**

D499,770 S * 12/2004 Siemers D8/101

(75) Inventor: **Matthew Bruce Siemers, Ottawa (CA)**

(73) Assignee: **Lee Valley Tools, Ltd., Ottawa (CA)**

(**) Term: **14 Years**

(21) Appl. No.: **29/203,467**

(22) Filed: **Apr. 14, 2004**

(51) **LOC (8) Cl.** **08-03**

(52) **U.S. Cl.** **D8/101**

(58) **Field of Classification Search** D8/47,
D8/98, 101; 30/478, 484, 487, 490, 491
See application file for complete search history.

(56) **References Cited**

U.S. PATENT DOCUMENTS

555,228	A	*	2/1896	Traut	30/281
1,016,608	A	*	2/1912	Carretti	30/281
1,098,706	A	*	6/1914	Smith	30/169
1,399,631	A	*	12/1921	Lofdahl et al.	30/169
1,412,888	A	*	4/1922	Novak	30/169
1,663,935	A	*	3/1928	Cornell	30/281
D207,503	S	*	4/1967	Liebow	D8/101
5,136,786	A	*	8/1992	Calagui	30/478
D481,288	S	*	10/2003	Saunders	D8/101

OTHER PUBLICATIONS

Highland Hardware Catalog, 2003, p. 20 Spoke shaves.*
Results of ebay search for Spokeshave, 5 pages.*

* cited by examiner

Primary Examiner—Philip S. Hyder

(74) *Attorney, Agent, or Firm*—Kilpatrick Stockton LLP;
John S. Pratt; Camilla C. Williams

(57) **CLAIM**

The ornamental design for a spokeshave, as shown and described.

DESCRIPTION

FIG. 1 is a top plan view of a spokeshave.

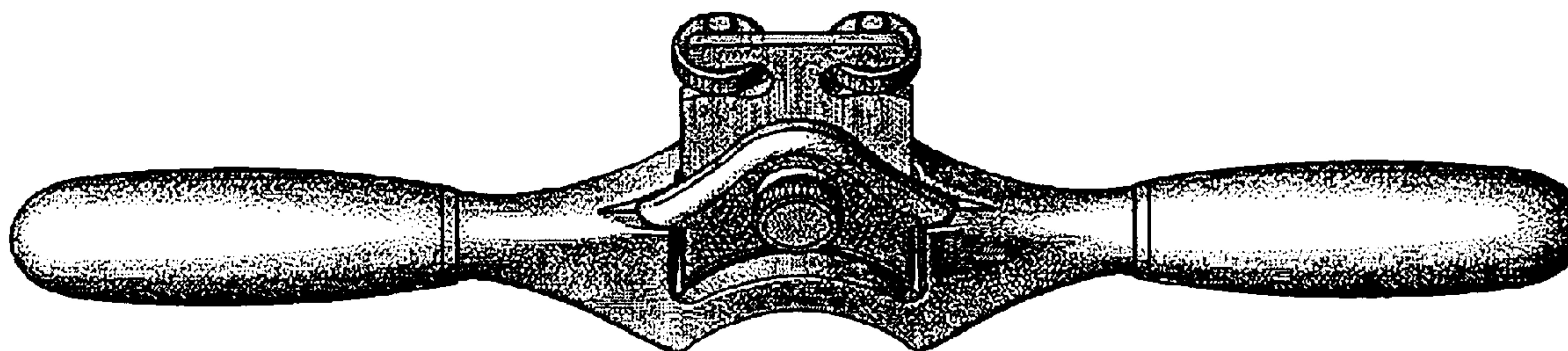
FIG. 2 is a front perspective view of a spokeshave shown in FIG. 1.

FIG. 3 is a bottom plan view of a spokeshave shown in FIG. 1.

FIG. 4 is a back perspective view of a spokeshave shown in FIG. 1; and,

FIG. 5 is a left side view of a spokeshave shown in FIG. 1., of which the right side is a mirror image.

1 Claim, 2 Drawing Sheets



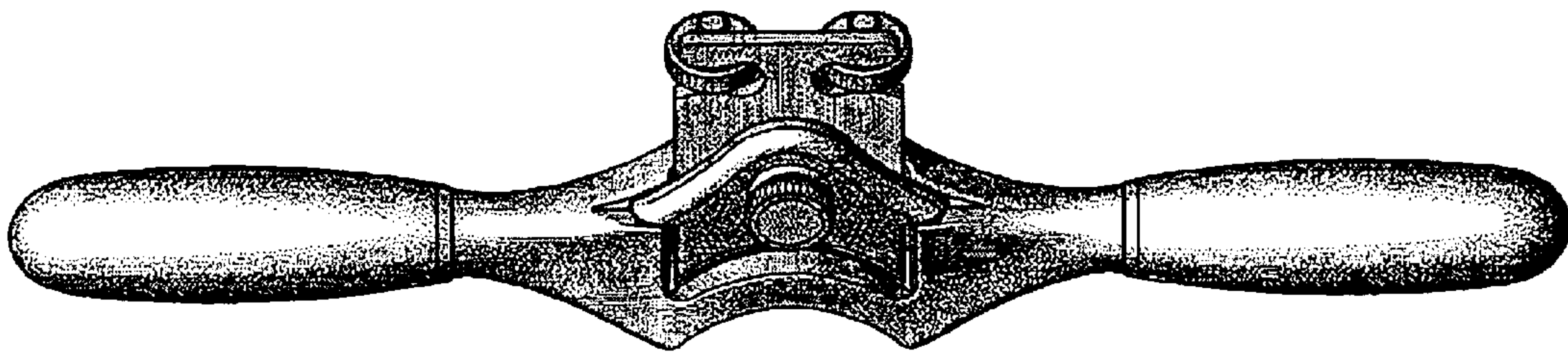


FIG. 1

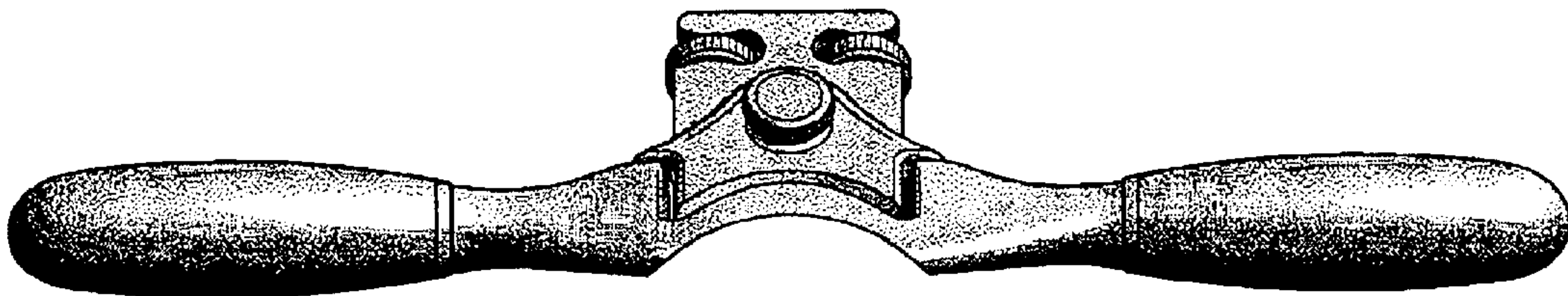


FIG. 2




FIG. 3

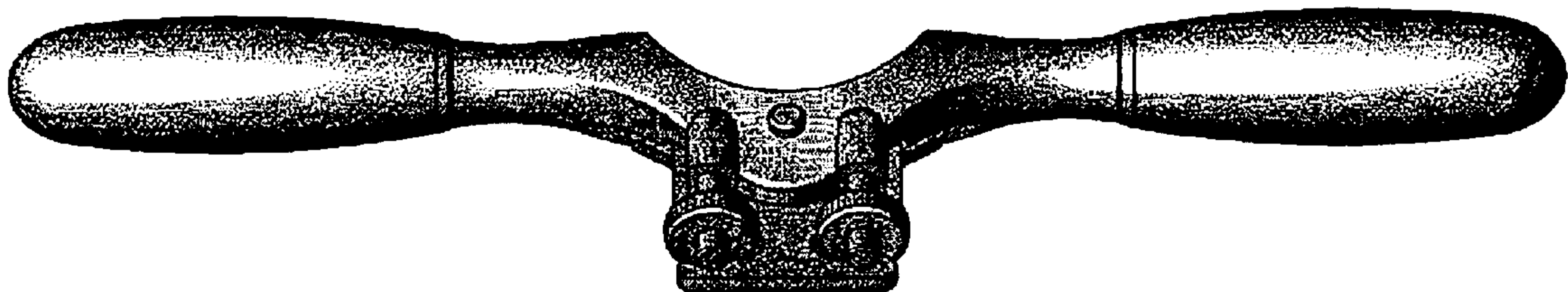


FIG. 4




FIG. 5