



US00D516402S

(12) **United States Design Patent** (10) **Patent No.:** **US D516,402 S**
Gates et al. (45) **Date of Patent:** **** Mar. 7, 2006**

(54) **TOOL HOLDER**
(75) Inventors: **George D. Gates**, West Jordan, UT (US); **Travis D. Gates**, West Jordan, UT (US)
(73) Assignee: **All Rite Products**, West Jordan, UT (US)
(**) Term: **14 Years**
(21) Appl. No.: **29/222,424**
(22) Filed: **Jan. 27, 2005**
(51) **LOC (8) Cl.** **08-05**
(52) **U.S. Cl.** **D8/71**
(58) **Field of Classification Search** D8/71, D8/14, 70, 72, 73, 74, 349, 354, 373, 395; D6/553; D15/130, 132, 138, 139, 140, 141; 173/132; 206/349; 211/70.1, 70.6; 248/127, 248/146, 156; 224/401; D3/202; D12/406; D22/108

See application file for complete search history.

(56) **References Cited**

U.S. PATENT DOCUMENTS

492,740 A	2/1893	Copeland	
D30,722 S	* 5/1899	Nichols	D8/354
2,578,067 A	12/1951	Jensen	
2,632,619 A	3/1953	Wilson	
2,721,680 A	10/1955	Steckman	
2,826,206 A	3/1958	Slater	
3,295,732 A	1/1967	Haven	
D227,742 S	* 7/1973	Logsdon	D8/354
D239,592 S	* 4/1976	Anderson	D8/354
D241,314 S	* 9/1976	Hug	D8/395
D250,631 S	* 12/1978	Stephenson	D8/349
D284,294 S	* 6/1986	Upton	D8/71
4,607,772 A	8/1986	Hancock	
D296,074 S	* 6/1988	Seyfarth	D8/373
D299,213 S	* 1/1989	Puntillo	D8/71
D299,247 S	* 1/1989	Shepard	D8/71
4,823,673 A	4/1989	Downing	
D306,553 S	* 3/1990	Rumpel	D8/395
D322,200 S	* 12/1991	Pierce	D8/71

5,178,413 A	* 1/1993	King	224/401
5,346,165 A	* 9/1994	Frean et al.	248/146
5,360,190 A	11/1994	Walker et al.	
D366,609 S	* 1/1996	McDonald	D8/395
D375,453 S	* 11/1996	Fleck	D8/395
D377,383 S	* 1/1997	Morocco	D22/108
D378,439 S	* 3/1997	Gary et al.	D8/395
5,609,415 A	* 3/1997	Protz, Jr.	D8/395
5,615,903 A	4/1997	Spear et al.	
D386,304 S	11/1997	Hancock	
5,697,181 A	12/1997	Savant	
D390,101 S	* 2/1998	Nygards	D8/71
D400,064 S	* 10/1998	Tellez	D8/14
5,915,572 A	6/1999	Hancock	
5,957,352 A	9/1999	Gares	
D417,612 S	* 12/1999	Jones	D8/373
D421,318 S	* 2/2000	O'Brien et al.	D8/395
6,029,874 A	2/2000	Meggitt	
D435,284 S	* 12/2000	Sutula	D22/108
6,186,383 B1	2/2001	Kobdich	

(Continued)

Primary Examiner—Gary D. Watson
Assistant Examiner—T. Chase Nelson
(74) *Attorney, Agent, or Firm*—Thorpe North & Western, LLP

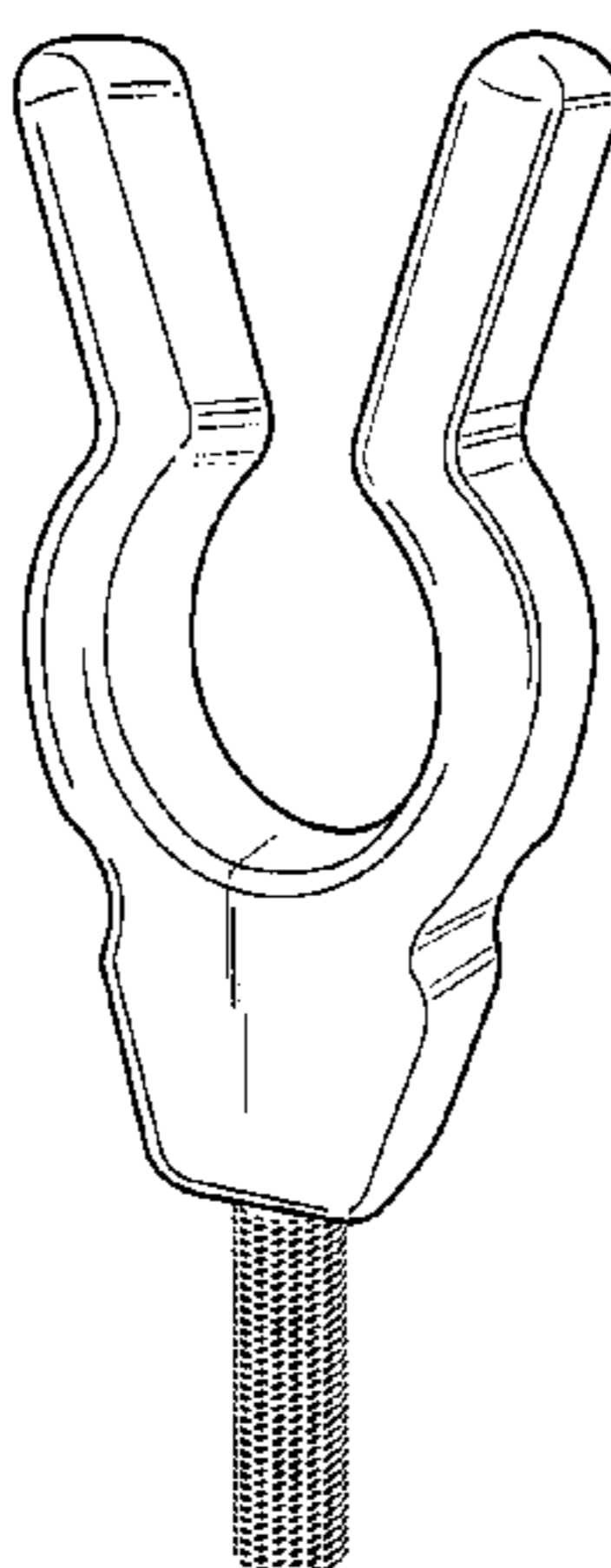
(57) **CLAIM**

What is claimed is the ornamental design for a tool holder, as shown and described herein.

DESCRIPTION

FIG. 1 is a perspective view of the tool holder in accordance with our invention;
FIG. 2 is a front view of our invention as shown in FIG. 1, an opposing rear view being the mirror image thereof;
FIG. 3 is a side view of our invention as shown in FIG. 1, an opposing side view being the mirror image thereof;
FIG. 4 is top view of our invention in FIG. 1; and,
FIG. 5 is bottom view of our invention shown in FIG. 1.
The broken line showing of the lower attachment bolt is for illustrative purposes only and forms no part of the claimed design.

1 Claim, 4 Drawing Sheets



US D516,402 S

Page 2

U.S. PATENT DOCUMENTS			
6,189,753	B1	2/2001	Kalhok et al.
D440,625	S *	4/2001	Cook, Jr. D22/108
6,484,913	B1	11/2002	Hancock et al.
D470,937	S *	2/2003	Gary et al. D8/373
6,588,637	B2	7/2003	Gates et al.
6,626,339	B2	9/2003	Gates et al.
6,626,423	B2 *	9/2003	Doswell 206/349
D481,930	S *	11/2003	Hein D8/373
6,695,183	B2	2/2004	Hancock et al.
6,902,089	B2 *	6/2005	Carnevali 224/401
2002/0060232	A1	5/2002	Stenger et al.
2003/0000981	A1	1/2003	Gates et al.
2003/0042283	A1	3/2003	Carnevali
2003/0168484	A1	9/2003	Gates et al.

* cited by examiner

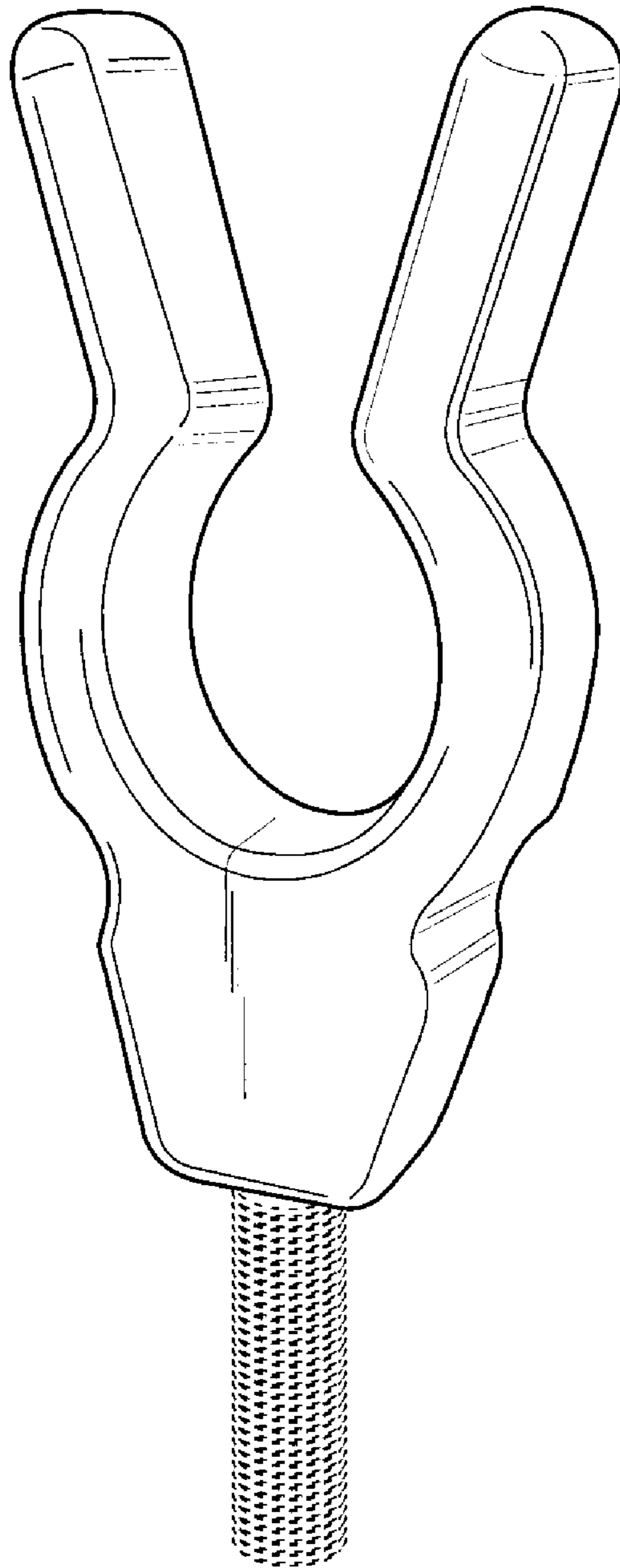


Fig. 1

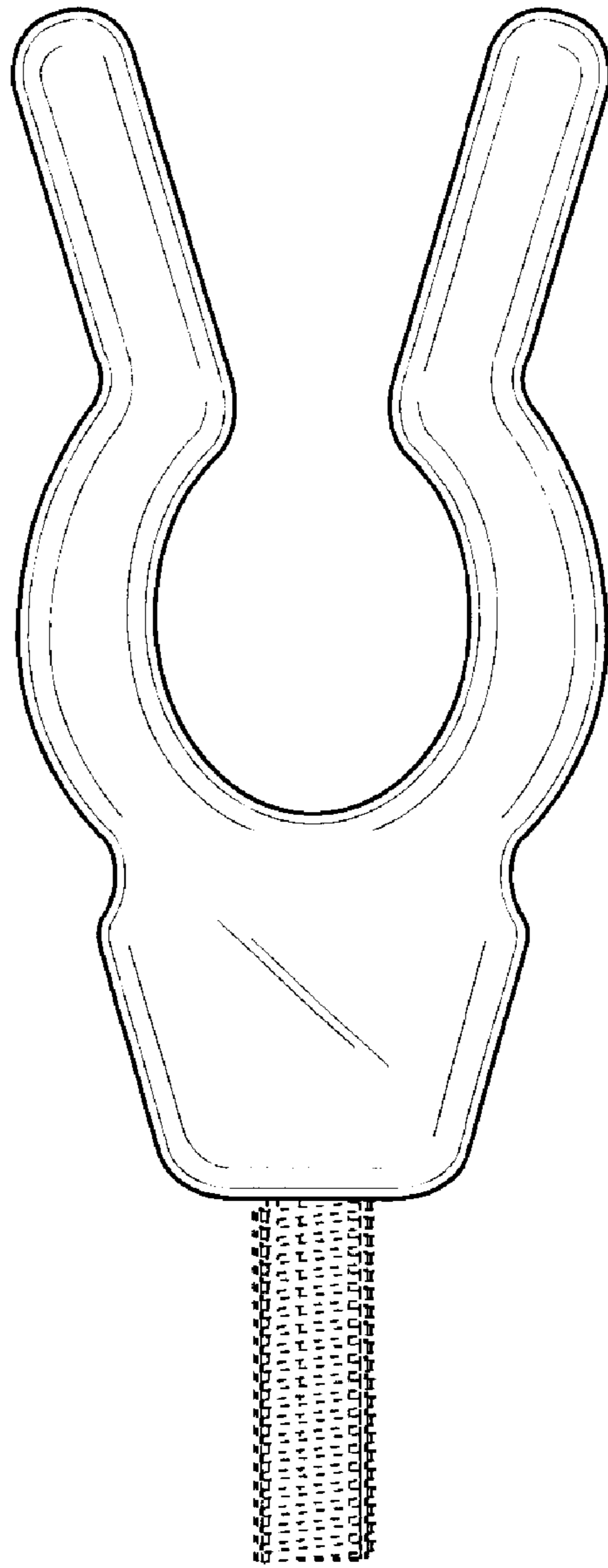


Fig. 2




Fig. 3

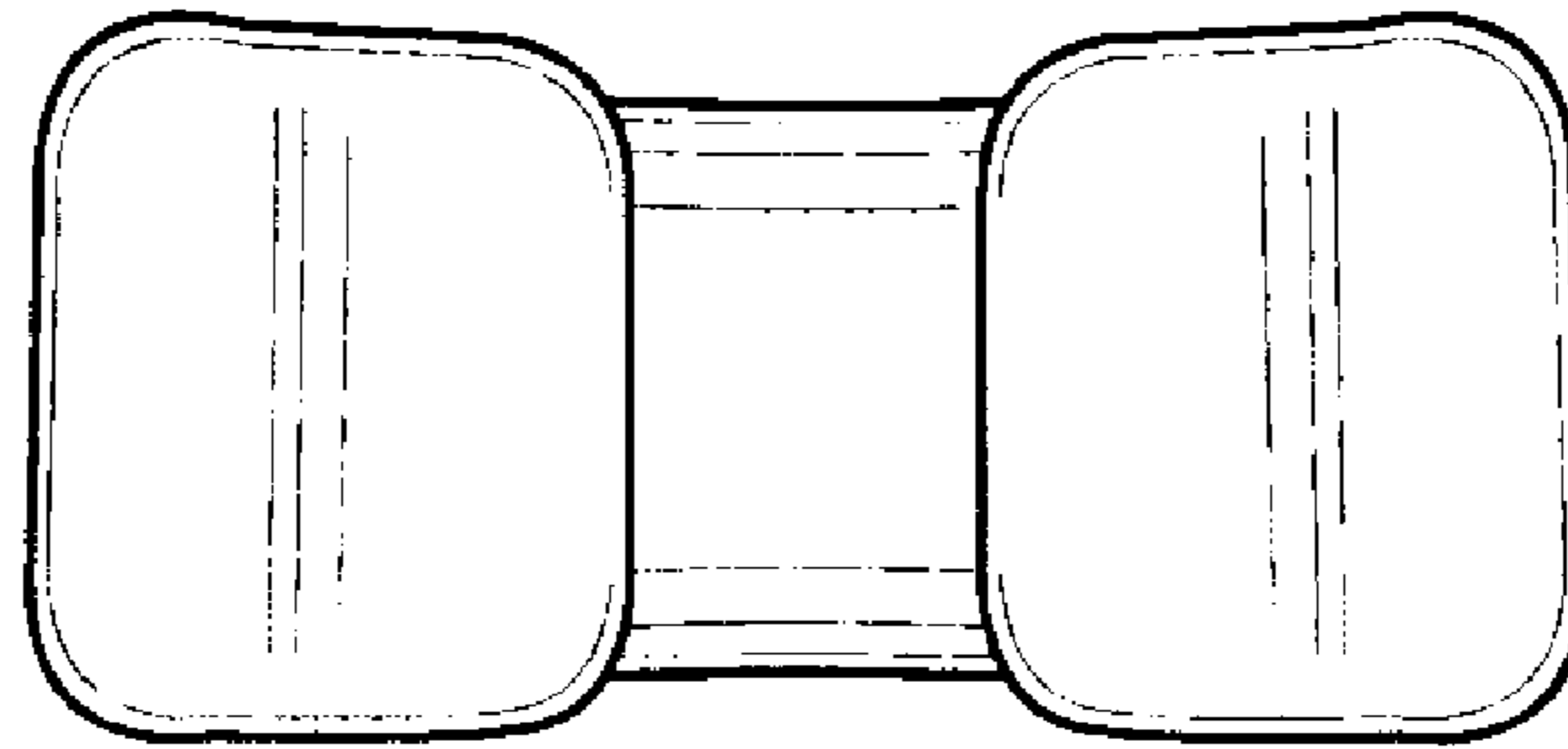


Fig. 4

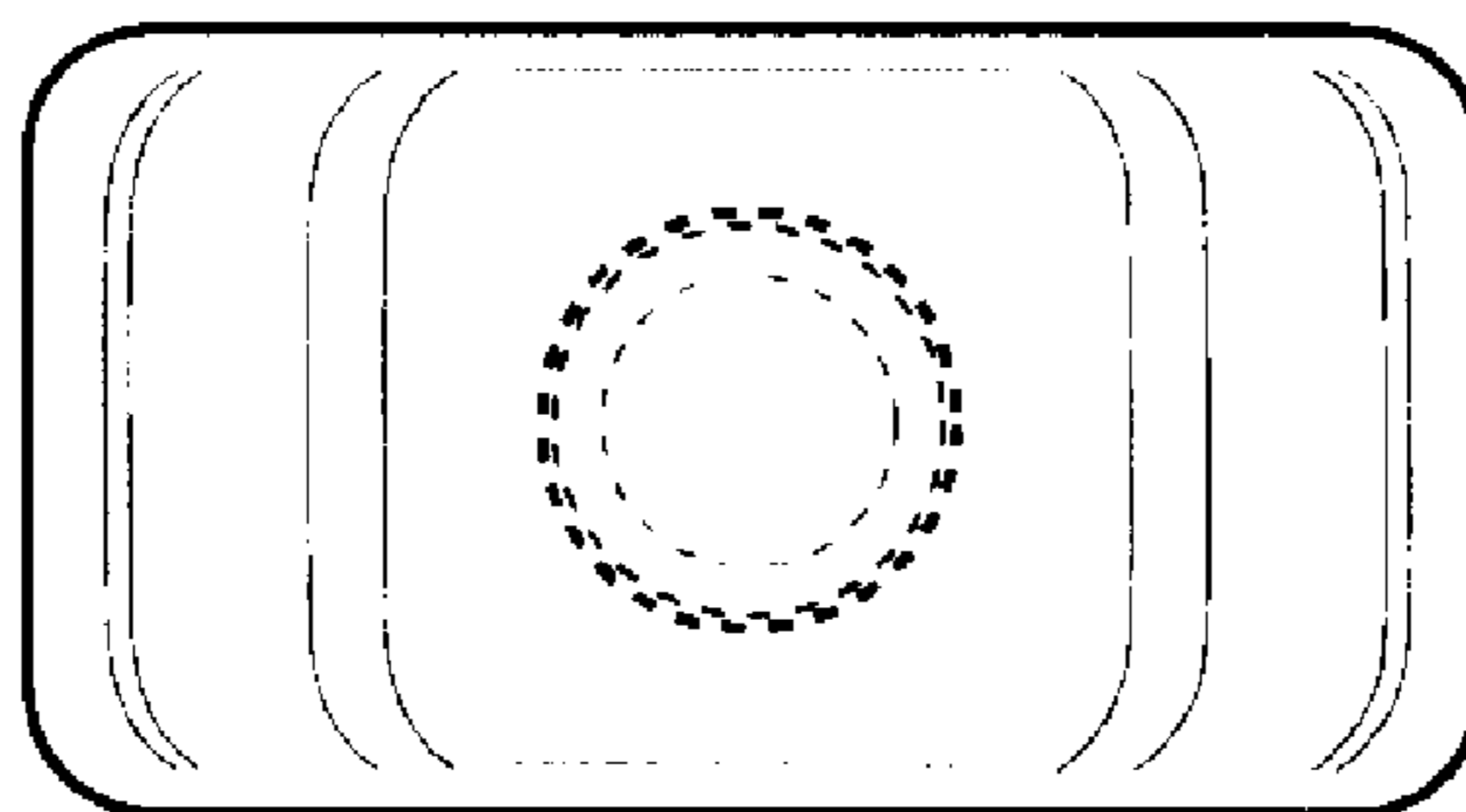


Fig. 5