



US00D516395S

(12) **United States Design Patent**  
**Hsien**

(10) **Patent No.:** **US D516,395 S**

(45) **Date of Patent:** **\*\* Mar. 7, 2006**

(54) **WRENCH HANDLE**

(76) **Inventor:** **Chih-Ching Hsien**, 235 Chung-Ho,  
Box 8-24, Taipei (TW)

(\*\*) **Term:** **14 Years**

(21) **Appl. No.:** **29/210,592**

(22) **Filed:** **Aug. 3, 2004**

(51) **LOC (8) Cl.** ..... **08-05**

(52) **U.S. Cl.** ..... **D8/28**

(58) **Field of Classification Search** ..... D8/21-29;  
81/489, 490, 22, 129, 177.1, 479, 467, 471,  
81/57.39, 60, 177.85, 121.1, 124.3, 165-170;  
16/110.1

See application file for complete search history.

(56) **References Cited**

**U.S. PATENT DOCUMENTS**

D300,296 S	*	3/1989	Krapowicz et al.	.....	D8/25
D311,314 S	*	10/1990	Chang	.....	D8/25
D326,985 S	*	6/1992	Chow	.....	D8/25
D329,970 S	*	10/1992	Lee	.....	D8/25
D355,342 S	*	2/1995	Davidson et al.	.....	D8/25
D425,769 S	*	5/2000	Davidson	.....	D8/25
D472,115 S	*	3/2003	Davidson et al.	.....	D8/25
D476,868 S	*	7/2003	Wright et al.	.....	D8/28
D488,037 S	*	4/2004	Tuanmu	.....	D8/25

D492,556 S	*	7/2004	Barry et al.	.....	D8/25
D493,341 S	*	7/2004	Chen	.....	D8/25
D500,434 S	*	1/2005	Wang	.....	D8/25
D506,370 S	*	6/2005	Tuanmu	.....	D8/25
D506,373 S	*	6/2005	Hsien	.....	D8/28

\* cited by examiner

*Primary Examiner*—Phillip Hyder  
*Assistant Examiner*—Randall H. Gholson

(57) **CLAIM**

The ornamental design for a wrench handle, as shown and described.

**DESCRIPTION**

FIG. 1 is a perspective view of a wrench handle showing my new design.

FIG. 2 is a front elevational view thereof.

FIG. 3 is a rear elevational view thereof.

FIG. 4 is a left side view thereof.

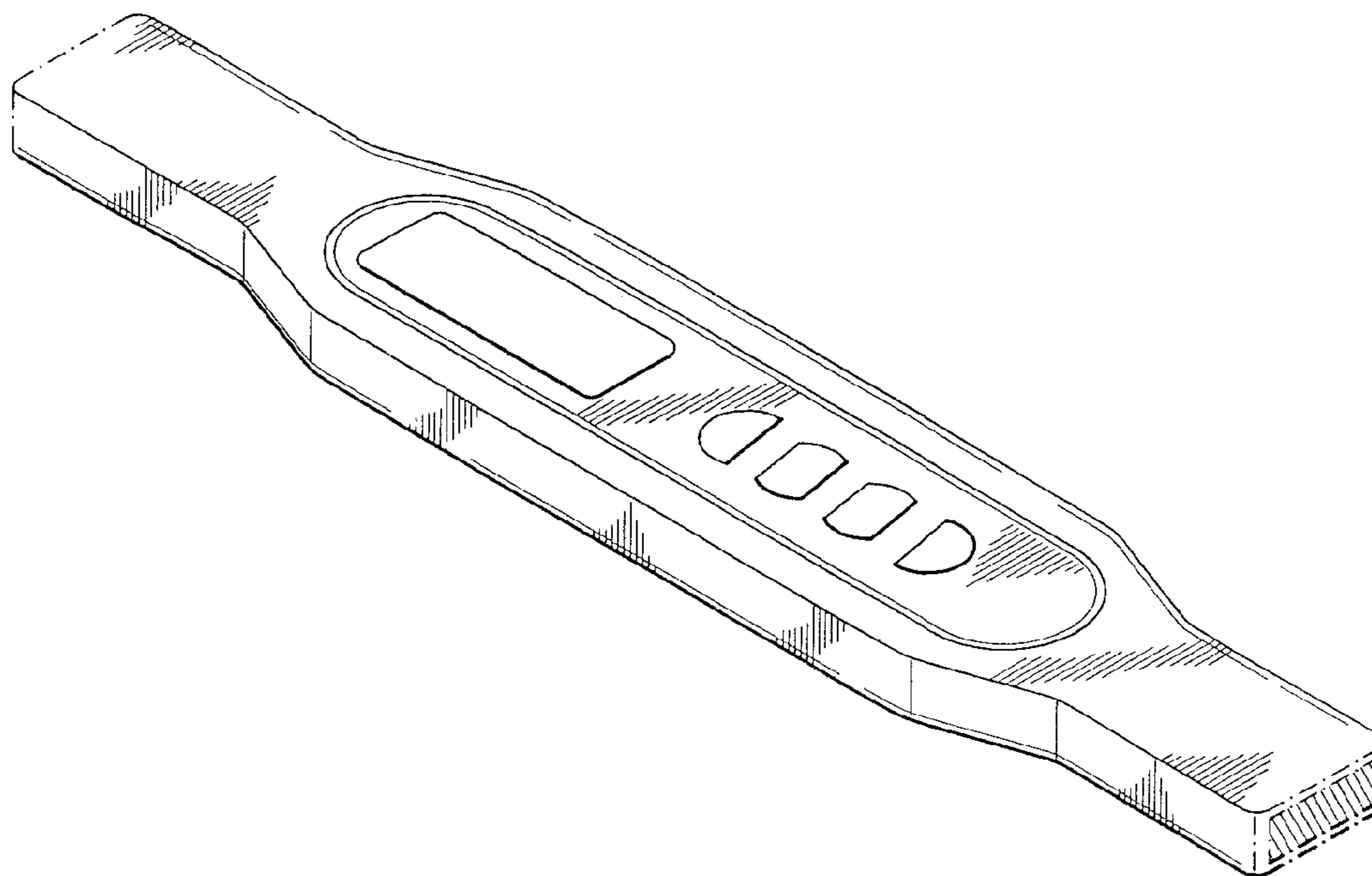
FIG. 5 is a right side view thereof.

FIG. 6 is a top plan view thereof. and

FIG. 7 is a bottom plan view thereof; and,

FIG. 8 is a perspective view thereof wherein the broken line showing of the box and open end wrench heads is for illustrative purposes only and forms no part of the claimed design.

**1 Claim, 5 Drawing Sheets**



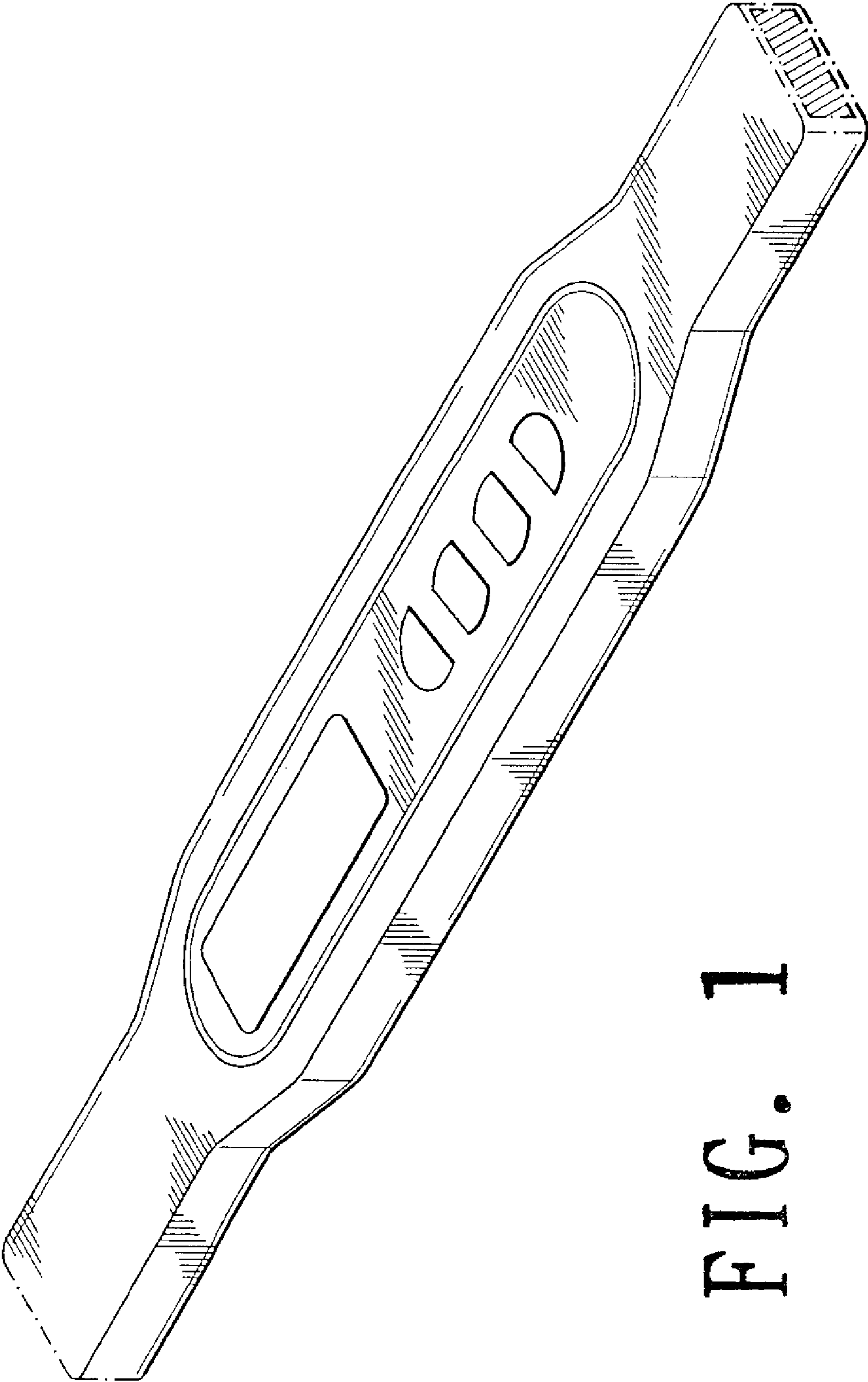


FIG. 1




FIG. 2



FIG. 3

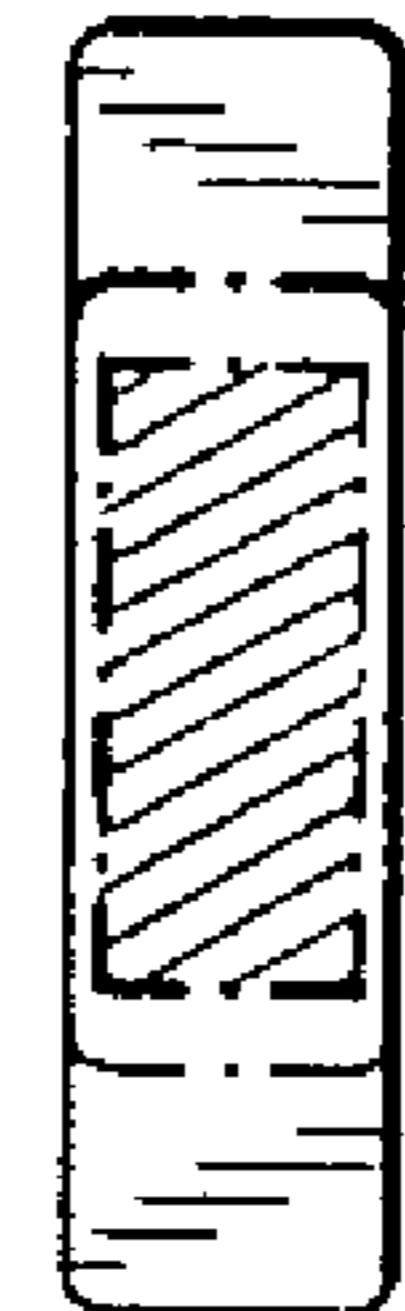


FIG. 4

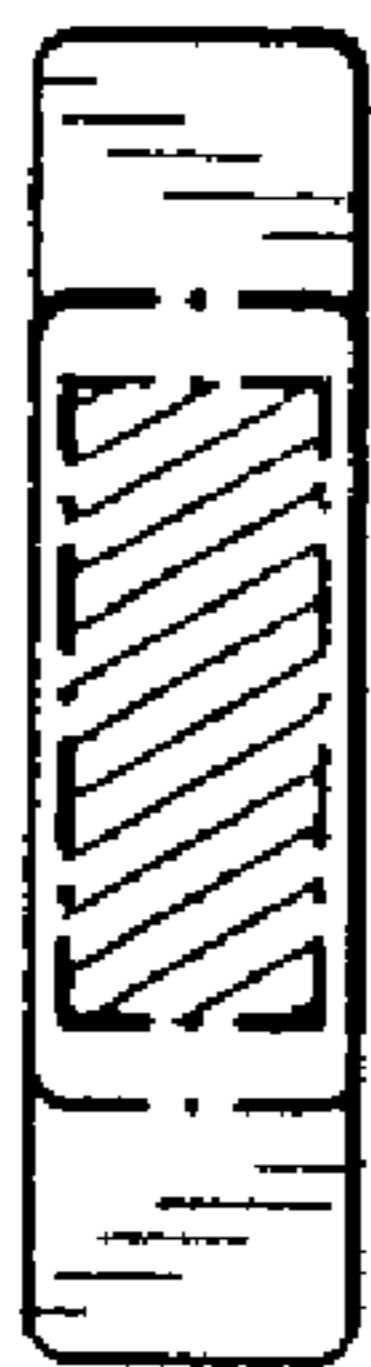


FIG. 5

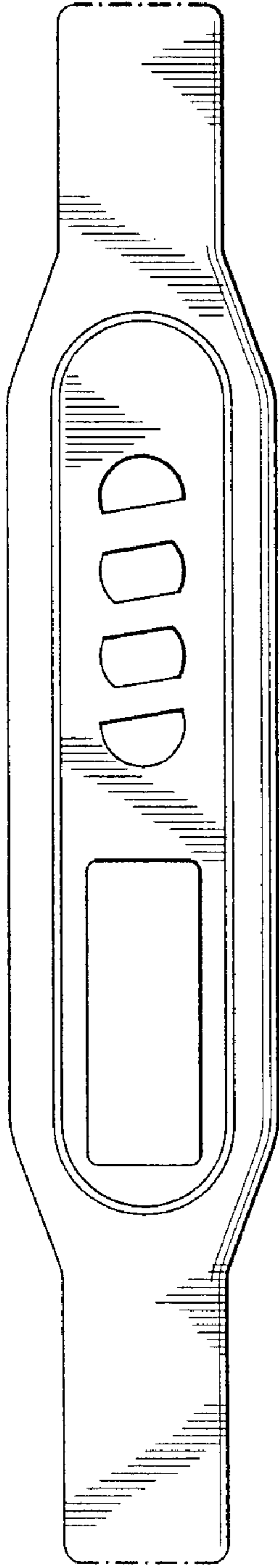


FIG. 6




FIG. 7

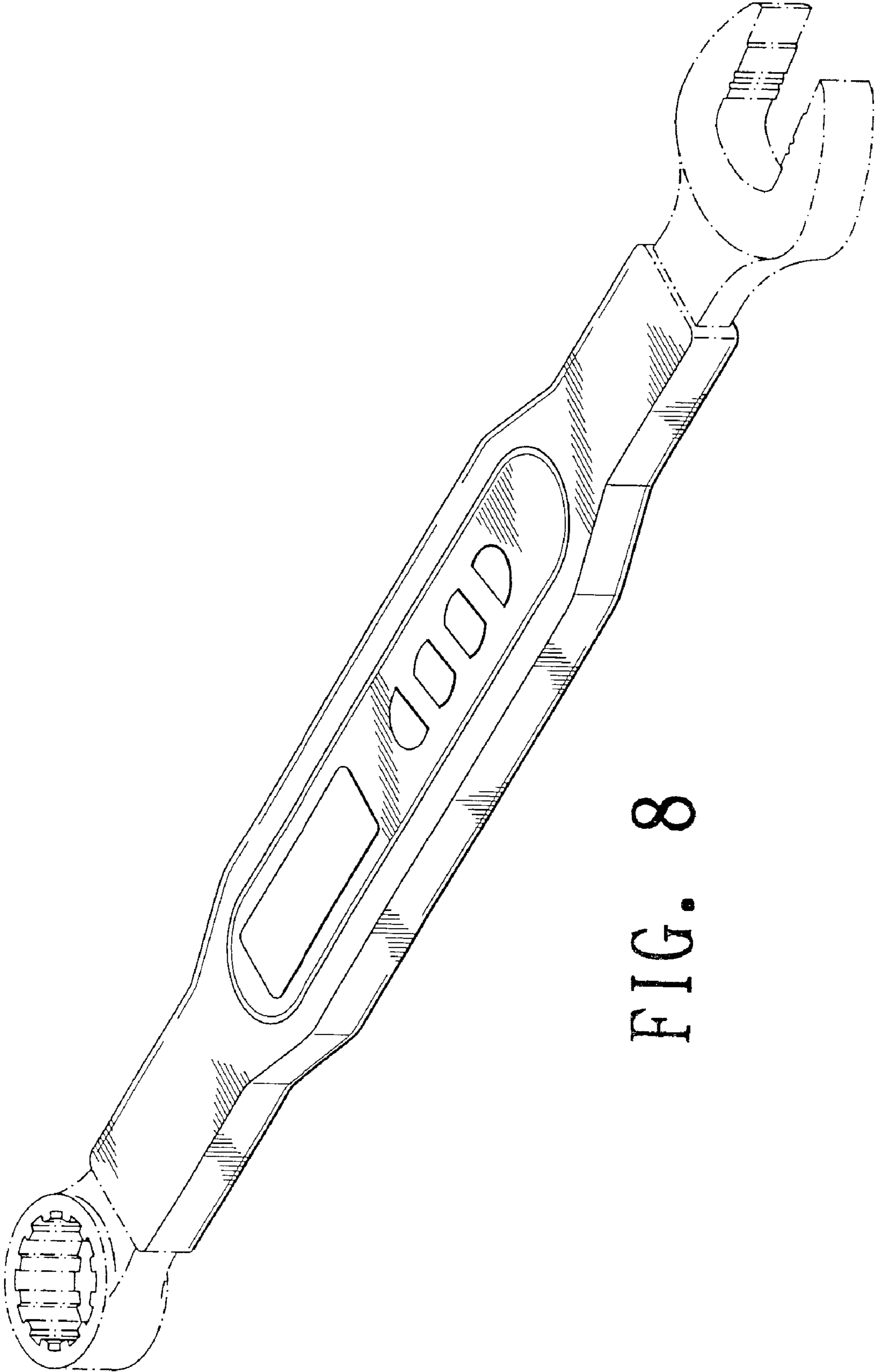


FIG. 8