

US00D516394S

(12) **United States Design Patent**  
**Chen**

(10) **Patent No.:** **US D516,394 S**  
(45) **Date of Patent:** **\*\* Mar. 7, 2006**

(54) **HAND TOOL**

(75) **Inventor:** **Martin Chen**, Chang Hua (TW)

(73) **Assignee:** **Goodly-Ch Enterprise Co., Ltd.**,  
Ta-Tu Hsiang (TW)

(\*\*) **Term:** **14 Years**

(21) **Appl. No.:** **29/208,769**

(22) **Filed:** **Jul. 2, 2004**

(51) **LOC (8) Cl.** ..... **08-05**

(52) **U.S. Cl.** ..... **D8/16; D8/19**

(58) **Field of Classification Search** ..... D8/14,  
D8/16, 17, 19, 26, 33, 40, 43, 45, 55, 71,  
D8/88, 89, 105, 499; D32/35, 40, 46, 49;  
7/105, 147, 151, 158, 166-170; 15/105, 121,  
15/236.01-236.03, 236.05, 236.07-236.09;  
16/430; 30/142, 164, 164.9, 169; 81/3.07,  
81/3.09, 3.27, 3.55, 3.57, 20, 488

See application file for complete search history.

(56) **References Cited**

**U.S. PATENT DOCUMENTS**

D201,710 S \* 7/1965 Monek ..... D8/19  
D205,370 S \* 7/1966 Roeschlaub ..... 81/3.57  
3,408,677 A \* 11/1968 Yates ..... 15/236.02  
5,251,352 A \* 10/1993 Cullison ..... 7/105  
D386,857 S \* 11/1997 Lawrence ..... D32/46

D405,668 S \* 2/1999 Henke ..... D8/105  
5,870,786 A \* 2/1999 Papadopoulos ..... 7/105  
D424,390 S \* 5/2000 Denton ..... D8/45  
D435,408 S \* 12/2000 Panfili et al. .... D8/16  
D450,994 S \* 11/2001 Abbott ..... D8/105  
D475,825 S \* 6/2003 Ribezzo ..... D32/49

\* cited by examiner

*Primary Examiner*—Caron D. Veynar

*Assistant Examiner*—Garth Rademaker

(74) *Attorney, Agent, or Firm*—Alan D. Kamrath; Nikolai  
& Mersereau, P.A.

(57) **CLAIM**

The ornamental design for hand tool, as shown and  
described.

**DESCRIPTION**

FIG. 1 is a perspective view of a hand tool showing my new  
design;

FIG. 2 is a front view thereof;

FIG. 3 is a rear view thereof;

FIG. 4 is a left view thereof;

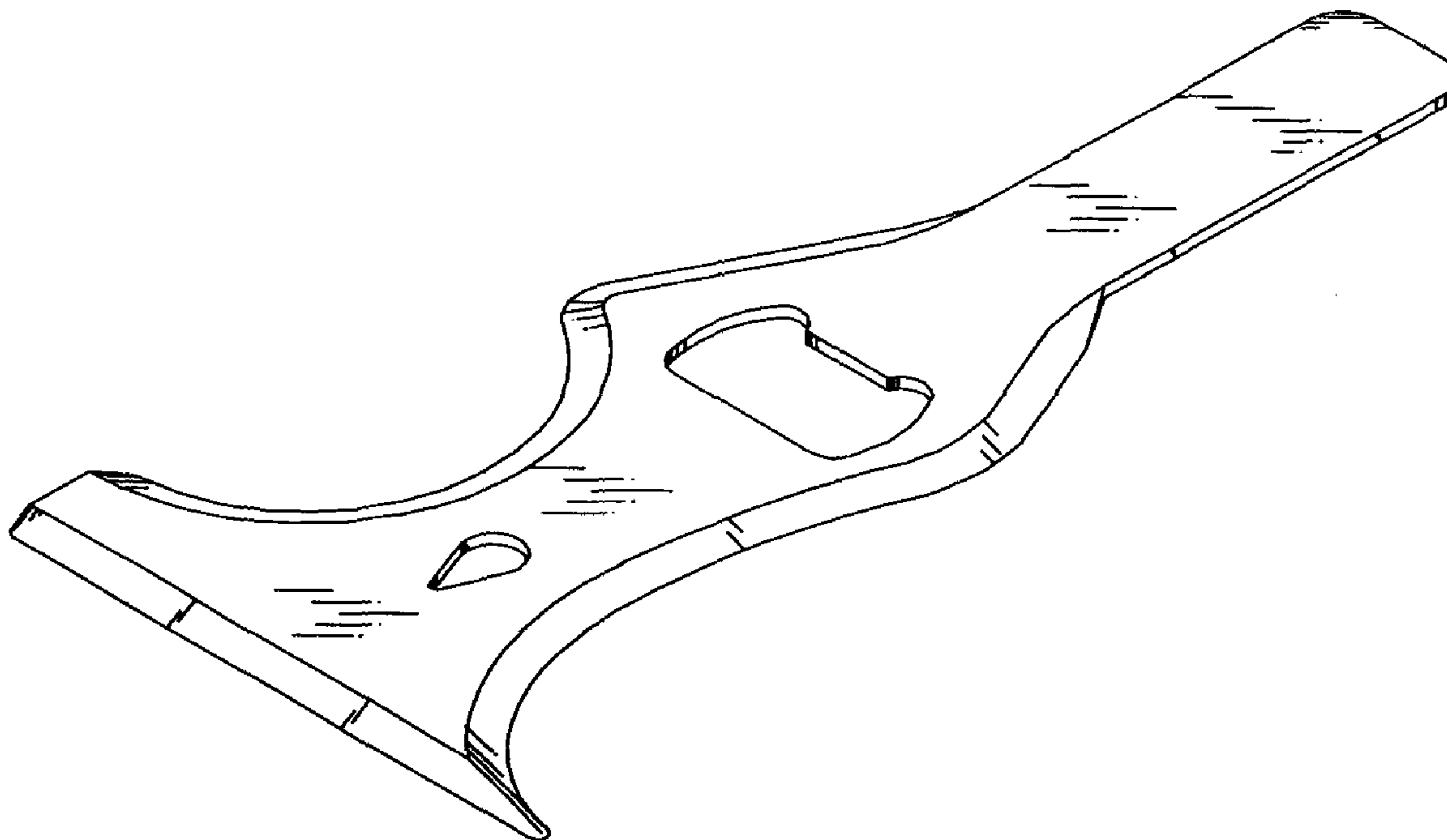
FIG. 5 is a right view thereof;

FIG. 6 is a top view thereof; and,

FIG. 7 is a bottom view thereof; and,

FIG. 8 is the perspective view embodying the utilization of  
hand tool in which the broken line is for illustrative purposes  
only and forms no part of the claimed design.

**1 Claim, 2 Drawing Sheets**



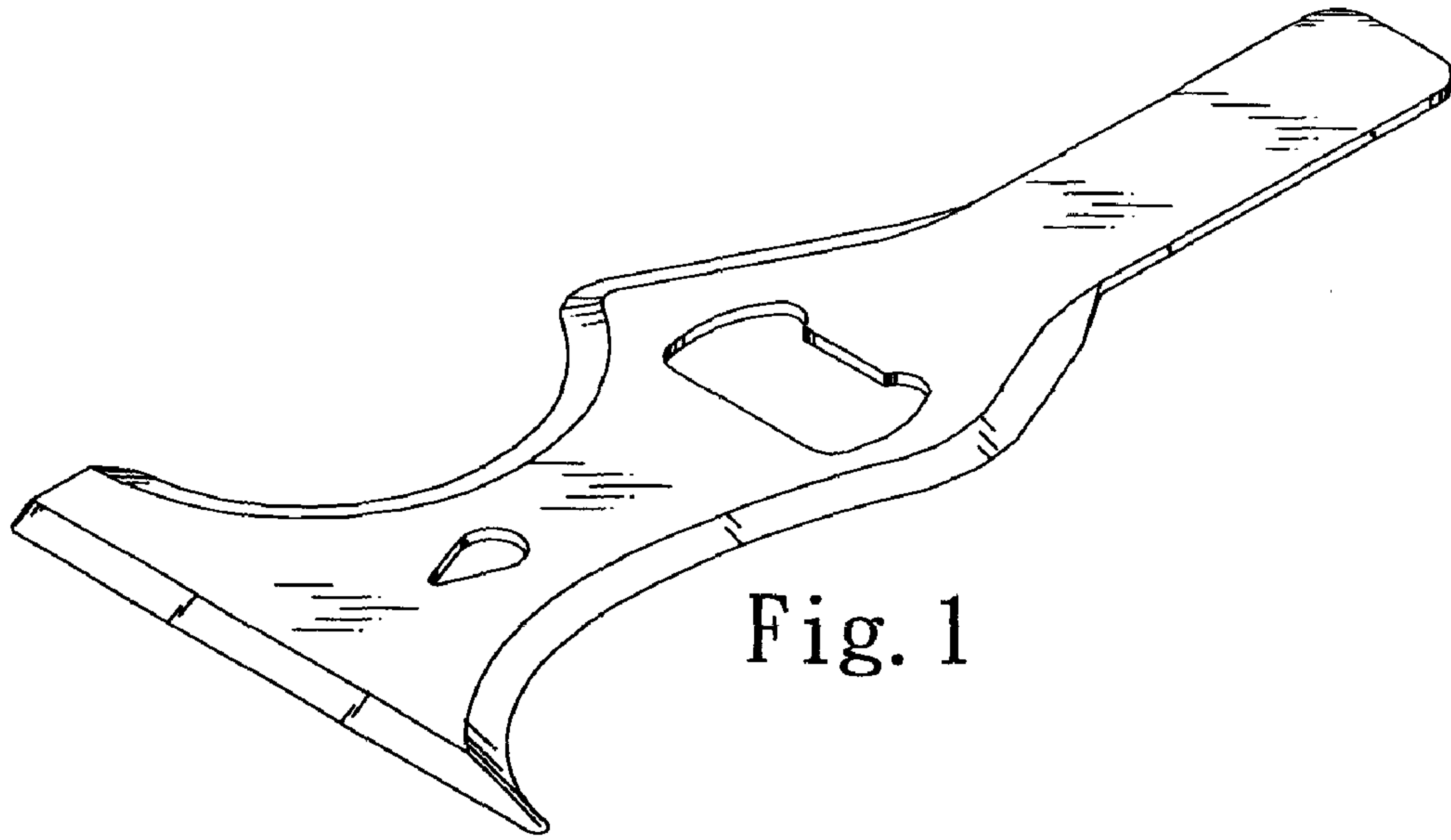


Fig. 1

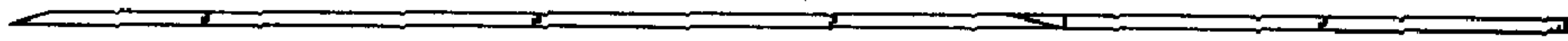


Fig. 2




Fig. 3

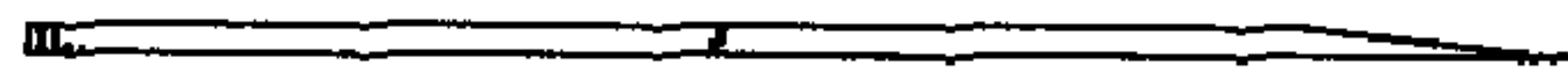


Fig. 4




Fig. 5

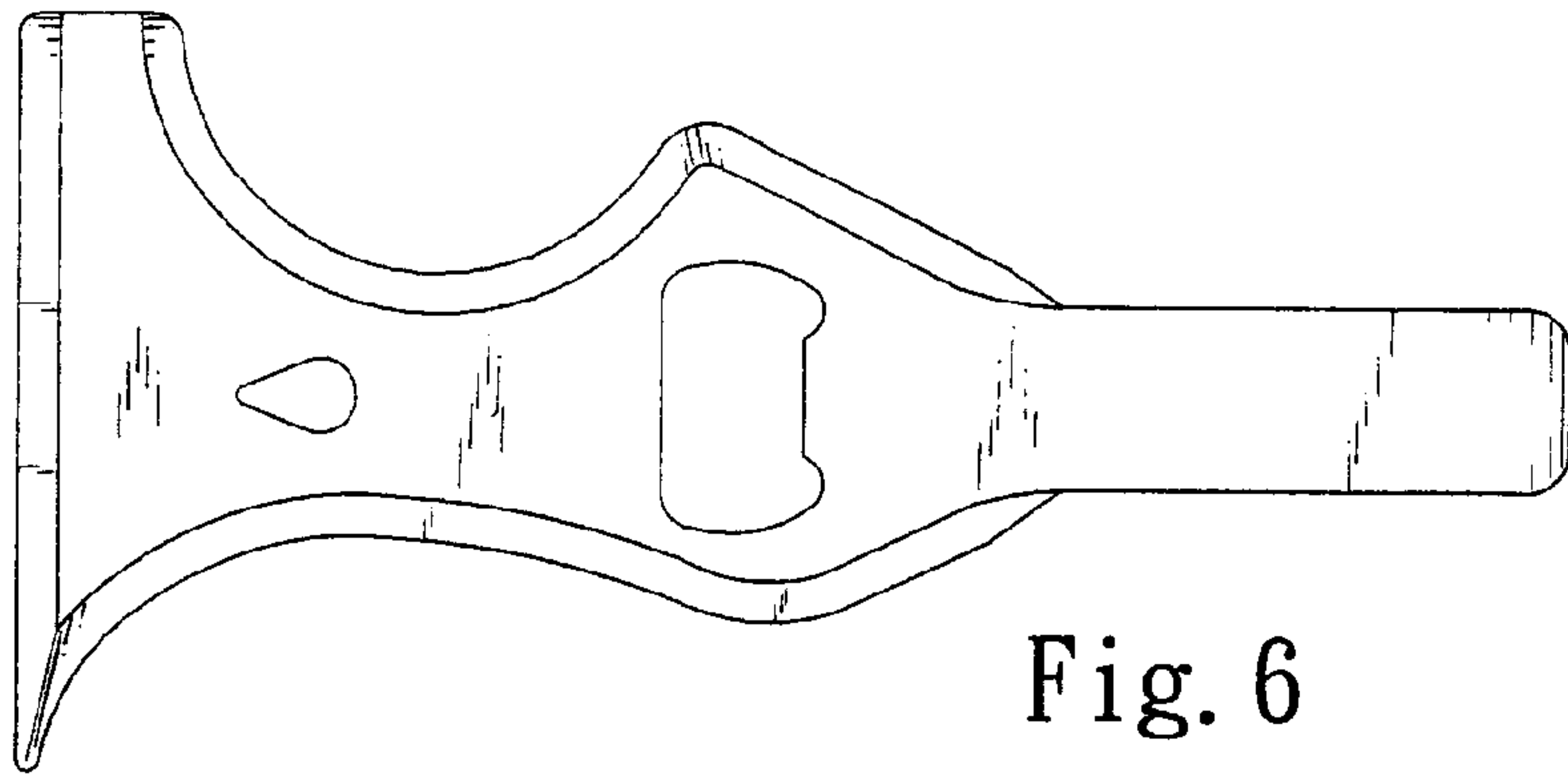


Fig. 6

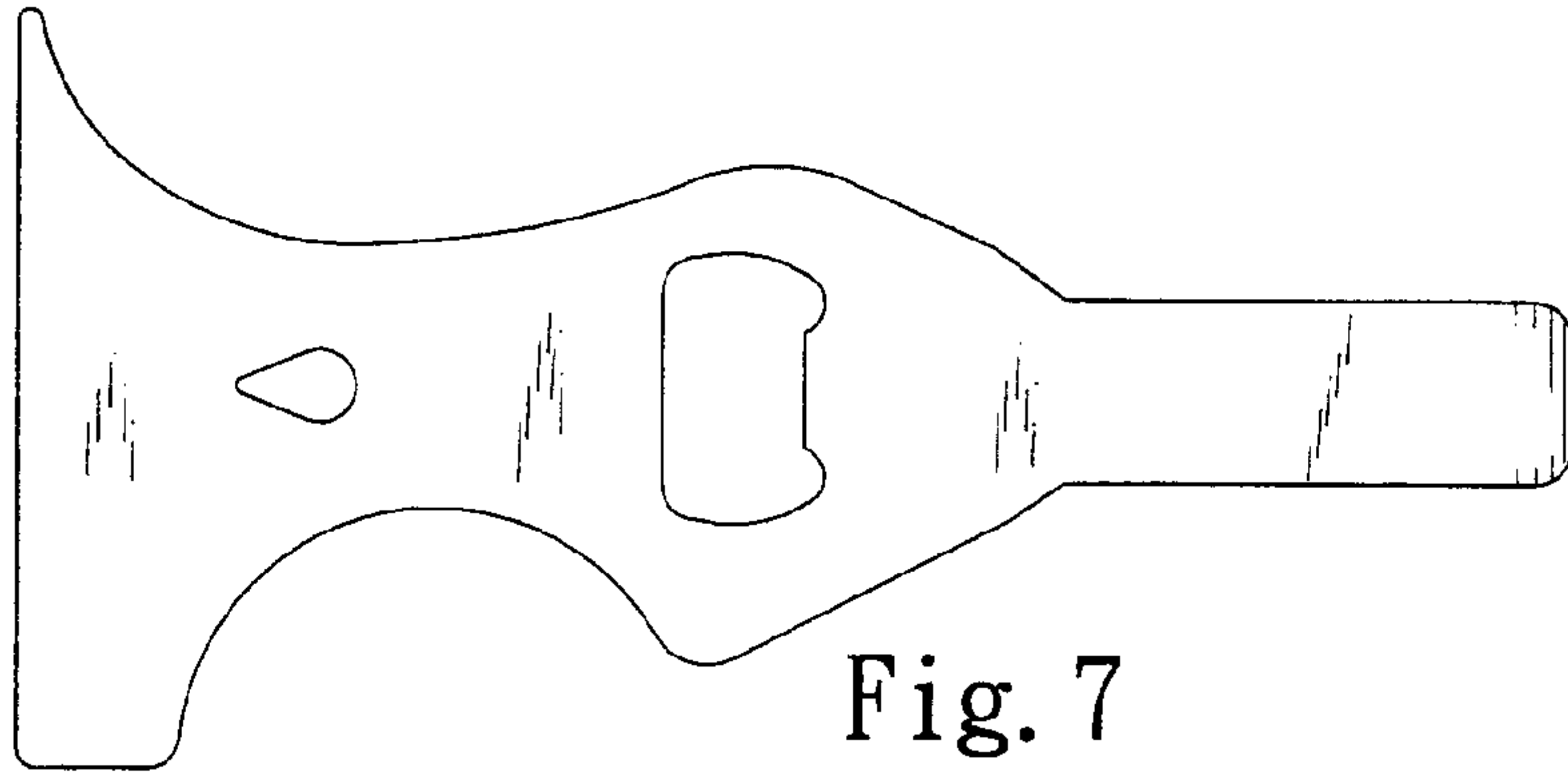


Fig. 7

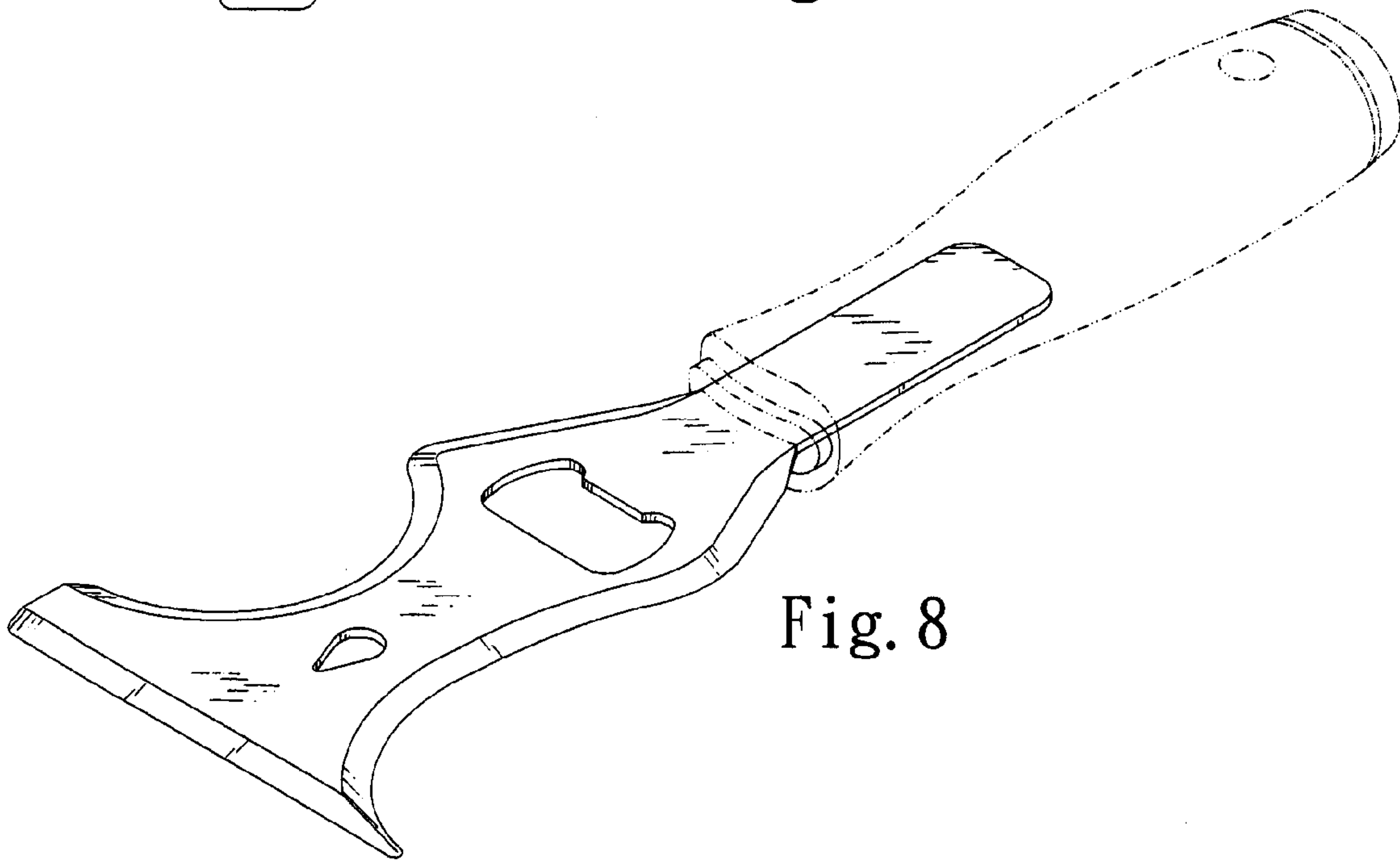


Fig. 8