



US00D516392S

(12) **United States Design Patent**  
**de Vries**

(10) **Patent No.:** **US D516,392 S**  
(45) **Date of Patent:** **\*\* Mar. 7, 2006**

(54) **SPATULA**

4,536,910 A \* 8/1985 Clark ..... 15/245.1

(76) **Inventor:** **Noes de Vries**, Middenkampweg 17,  
6545 CH Nijmegen (NL)

\* cited by examiner

(\*\*) **Term:** **14 Years**

*Primary Examiner*—Terry A. Wallace  
(74) *Attorney, Agent, or Firm*—Melvin I. Stoltz

(21) **Appl. No.:** **29/205,871**

(57) **CLAIM**

(22) **Filed:** **May 21, 2004**

The ornamental design for the spatula, as shown and described.

(51) **LOC (8) Cl.** ..... **07-02**

**DESCRIPTION**

(52) **U.S. Cl.** ..... **D7/688**

(58) **Field of Classification Search** ..... D7/680–696;  
D32/46, 48, 49; 15/236.01, 236.07, 245.1;  
30/142, 148, 169; 294/7, 8; 416/231 A, 231 R  
See application file for complete search history.

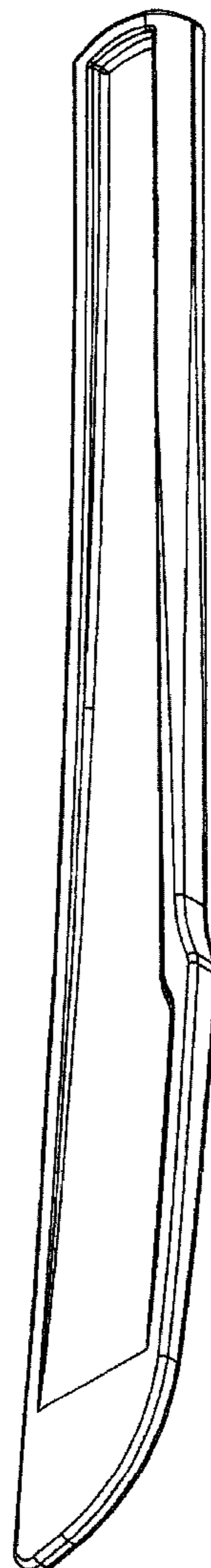
FIG. 1 is a perspective view of a spatula showing my new design;  
FIG. 2 is a left side elevational view thereof;  
FIG. 3 is a right side elevational view thereof;  
FIG. 4 is a rear elevational view thereof;  
FIG. 5 is a top plan view thereof; and,  
FIG. 6 is a bottom plan view thereof.

(56) **References Cited**

**U.S. PATENT DOCUMENTS**

2,814,870 A \* 12/1957 Treiber ..... 30/142  
D198,982 S \* 8/1964 Marcus ..... D7/692

**1 Claim, 6 Drawing Sheets**



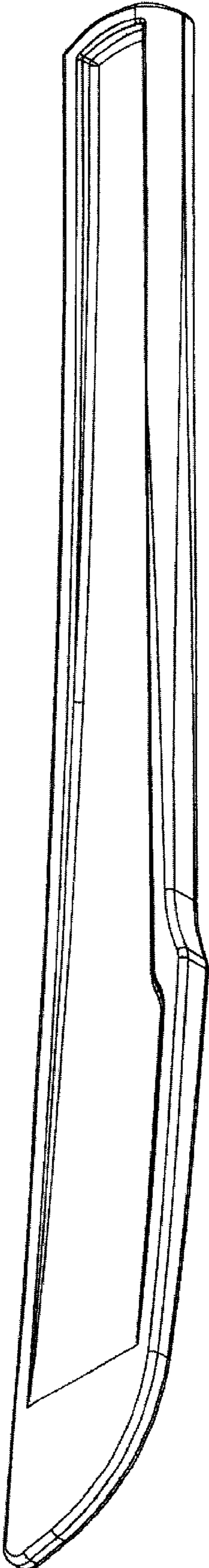


FIG. 1

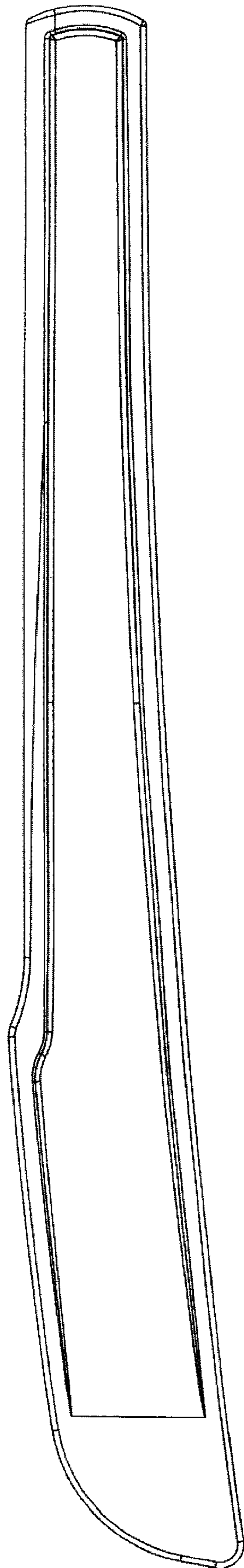


FIG. 2

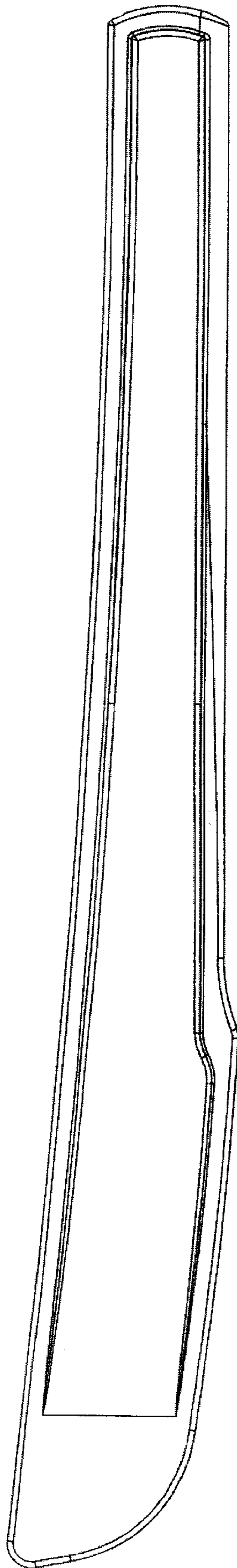


FIG. 3

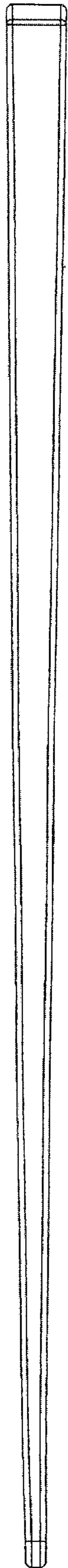


FIG. 4

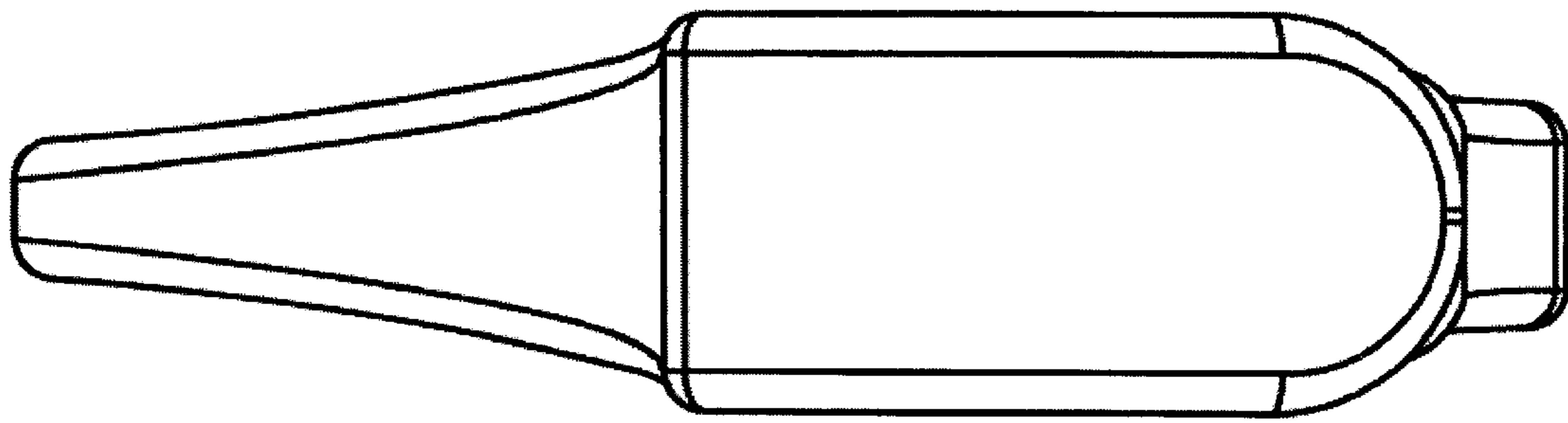


FIG. 5

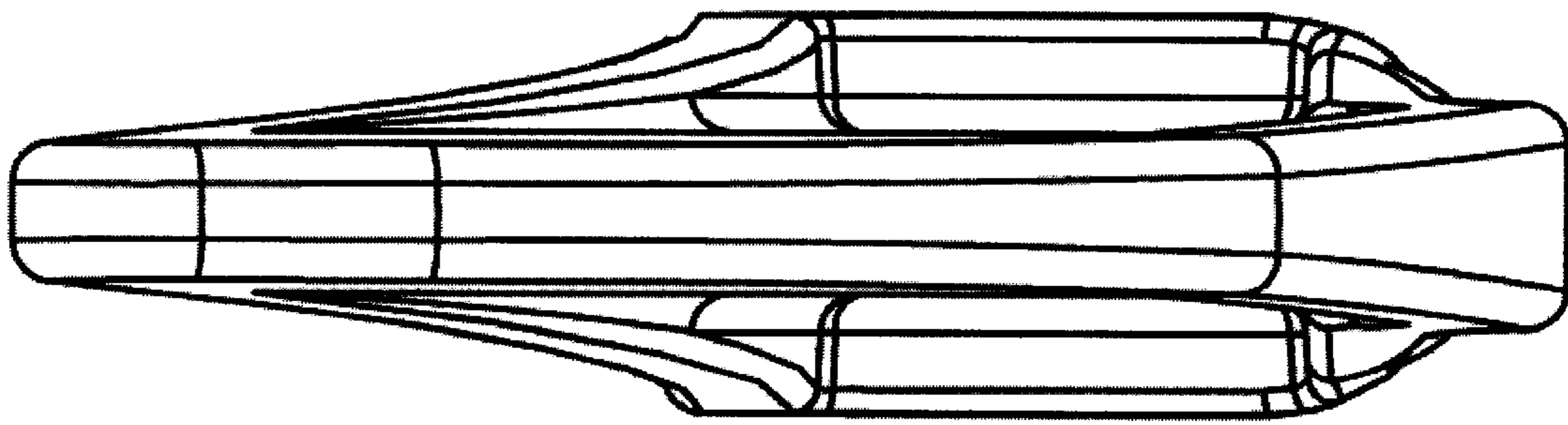


FIG. 6