



US00D516385S

(12) **United States Design Patent**  
**Franczyk**

(10) **Patent No.:** **US D516,385 S**  
(45) **Date of Patent:** **\*\* Mar. 7, 2006**

(54) **CUPCAKE STAND**

(75) **Inventor:** **Catherine Franczyk, Woodridge, IL (US)**

(73) **Assignee:** **Wilton Industries, Inc., Woodridge, IL (US)**

(\*\*) **Term:** **14 Years**

(21) **Appl. No.:** **29/222,828**

(22) **Filed:** **Feb. 4, 2005**

(51) **LOC (8) Cl.** ..... **07-07**

(52) **U.S. Cl.** ..... **D7/610; D7/704**

(58) **Field of Classification Search** ..... **D7/610, D7/600.1-600.4, 701-708; D6/462, 467; 211/71.01, 74, 85.31, 119.12, 128.1, 133.2, 211/181.1; 248/176.1**

See application file for complete search history.

(56) **References Cited**

**U.S. PATENT DOCUMENTS**

2,140,743 A \* 12/1938 Heymann ..... 211/74

D165,303 S \* 11/1951 Rogers et al. .... D7/706  
D403,212 S \* 12/1998 Doret, Jr. .... D7/600.2  
D444,359 S \* 7/2001 Levy ..... D7/704  
D467,127 S \* 12/2002 Wright ..... D7/601

\* cited by examiner

*Primary Examiner*—Terry A. Wallace

(74) *Attorney, Agent, or Firm*—DLA Piper Rudnick Gray Cary US LLP


(57) **CLAIM**

The ornamental design for the cupcake stand, as shown.

**DESCRIPTION**

FIG. 1 is a perspective view of the cupcake stand;  
FIG. 2 is a front elevational view of the cupcake stand;  
FIG. 3 is a back elevational view of the cupcake stand;  
FIG. 4 is a left side elevational view of the cupcake stand;  
FIG. 5 is a right side elevational view of the cupcake stand;  
FIG. 6 is a top plan view of the cupcake stand; and,  
FIG. 7 is a bottom plan view of the cupcake stand.

**1 Claim, 7 Drawing Sheets**






FIG. 1



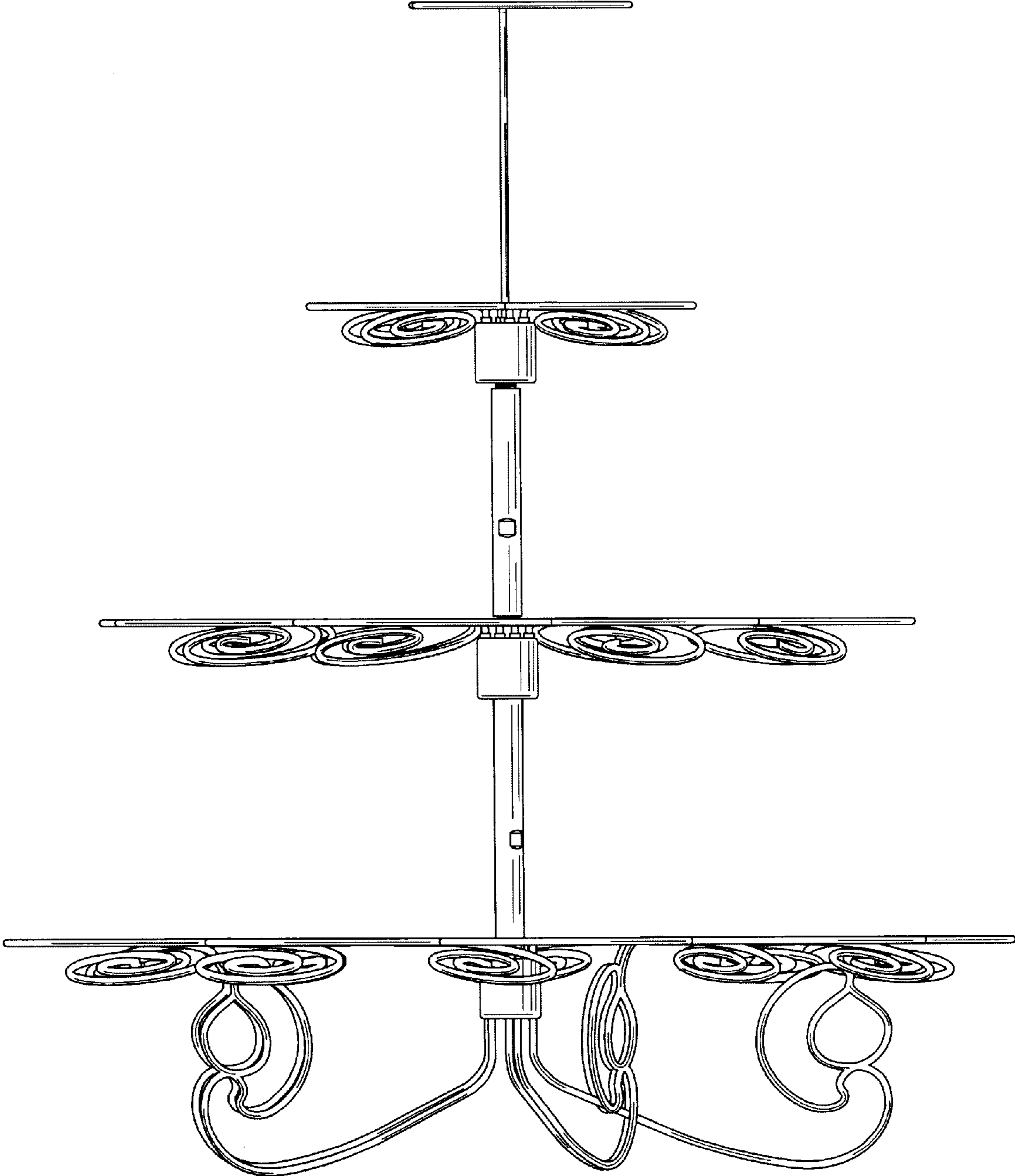


FIG. 2

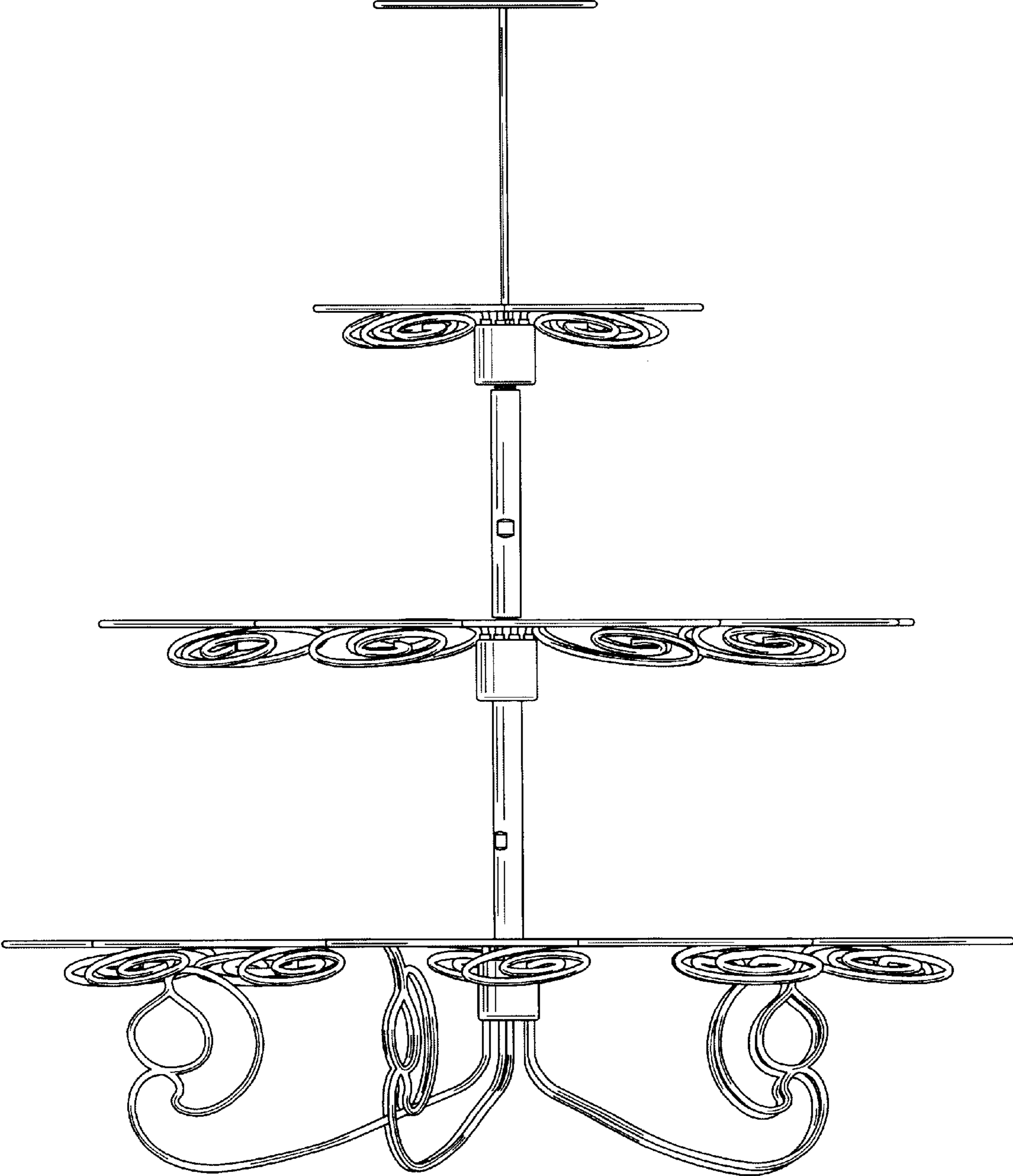


FIG. 3




FIG. 4




FIG. 5






FIG. 6




FIG. 7