



US00D516383S

(12) **United States Design Patent**
Kilders

(10) **Patent No.:** **US D516,383 S**
(45) **Date of Patent:** **** Mar. 7, 2006**

(54) **PLATE**
(75) **Inventor:** **Robert Kilders, Milan (IT)**
(73) **Assignee:** **Villeroy & Boch AG, Mettlach (DE)**
(**) **Term:** **14 Years**

D226,393 S * 2/1973 Greenstein D7/554.2
D233,882 S * 12/1974 Domnitz D9/425
D234,738 S * 4/1975 Brandon D7/545
D240,001 S * 5/1976 Myers D7/584
D388,661 S * 1/1998 Vignau et al. D7/549
D390,752 S * 2/1998 DeCoster D7/505
D415,657 S * 10/1999 Cornelissen D7/566
D422,843 S * 4/2000 Rashid D7/555
D452,950 S * 1/2002 Bergkvist D7/584

(21) **Appl. No.:** **29/209,738**
(22) **Filed:** **Jul. 21, 2004**

* cited by examiner

(30) **Foreign Application Priority Data**

Jan. 28, 2004 (EM) 000 129 085

Primary Examiner—Charles A. Rademaker
(74) *Attorney, Agent, or Firm*—Friedrich Kueffner

(51) **LOC (8) Cl.** **07-02**
(52) **U.S. Cl.** **D7/566; D7/584**
(58) **Field of Classification Search** D7/584,
D7/586, 587, 500, 545–549, 566, 570, 505,
D7/550.1, 600, 602, 430; 220/574, 575, 605,
220/606; 206/518, 520, 575
See application file for complete search history.

(57) **CLAIM**

The ornamental design for a plate, as shown and described.

(56) **References Cited**

DESCRIPTION

U.S. PATENT DOCUMENTS

D27,890 S * 11/1897 Snow D7/550.1
D94,245 S * 1/1935 Sebring et al. D7/584
D214,678 S * 7/1969 Weeber D7/543

FIG. 1 is a top view thereof of a plate showing my new design;
FIG. 2 is a bottom view thereof;
FIG. 3 is a perspective view thereof;
FIG. 4 is a front view thereof;
FIG. 5 is a back view thereof;
FIG. 6 is a side view thereof; and,
FIG. 7 is a another side view thereof.

1 Claim, 3 Drawing Sheets

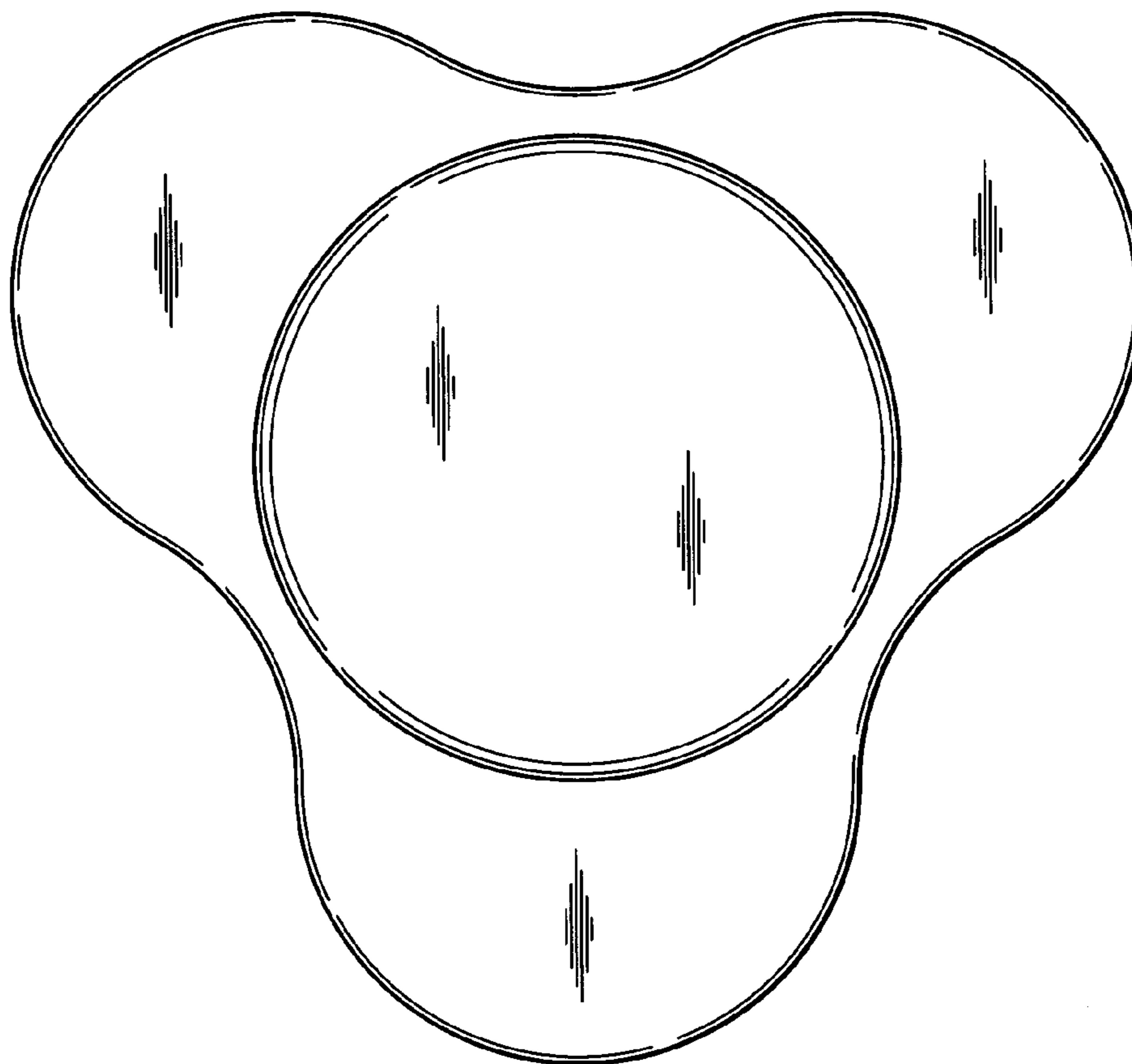
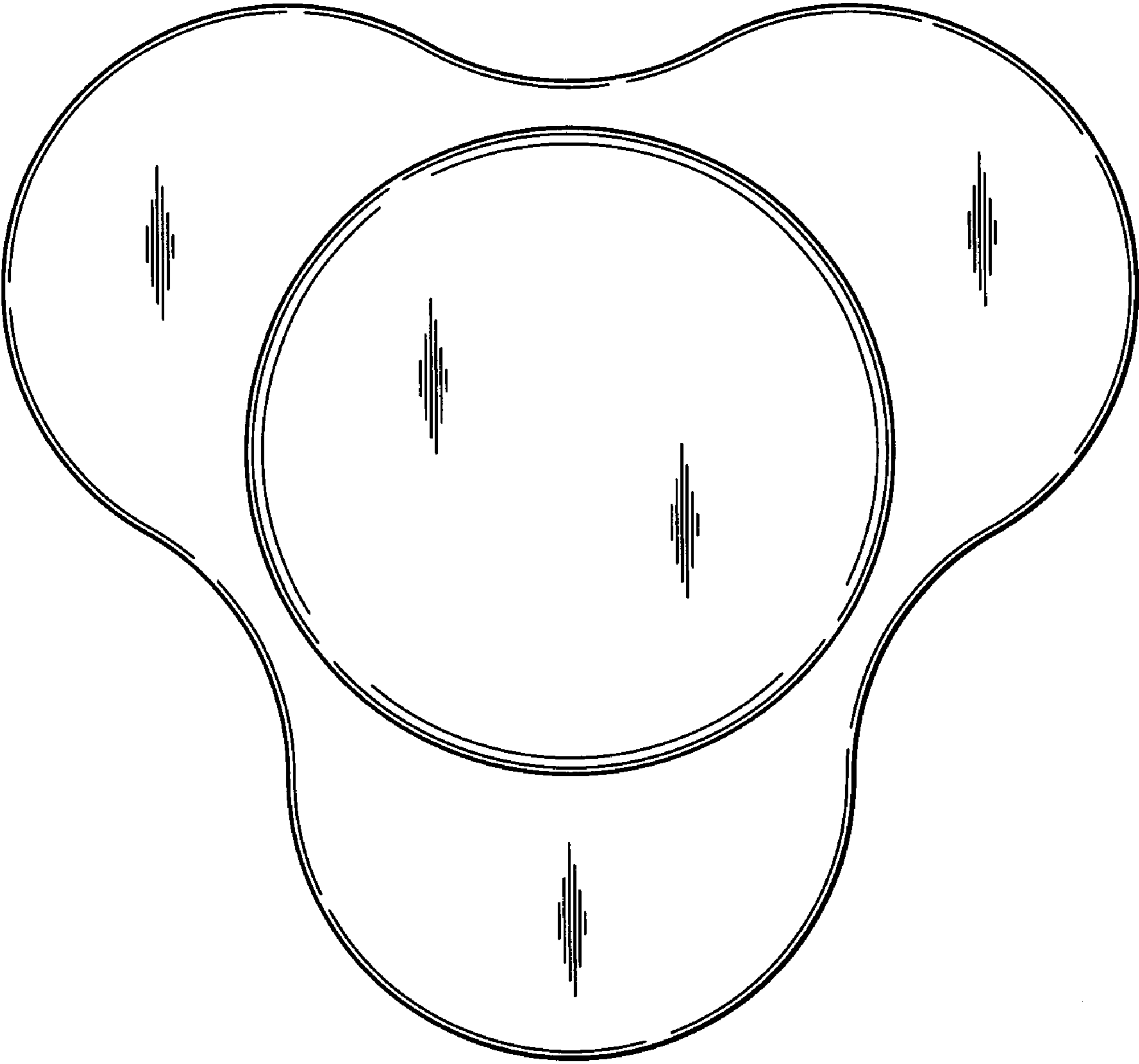


Fig. 1



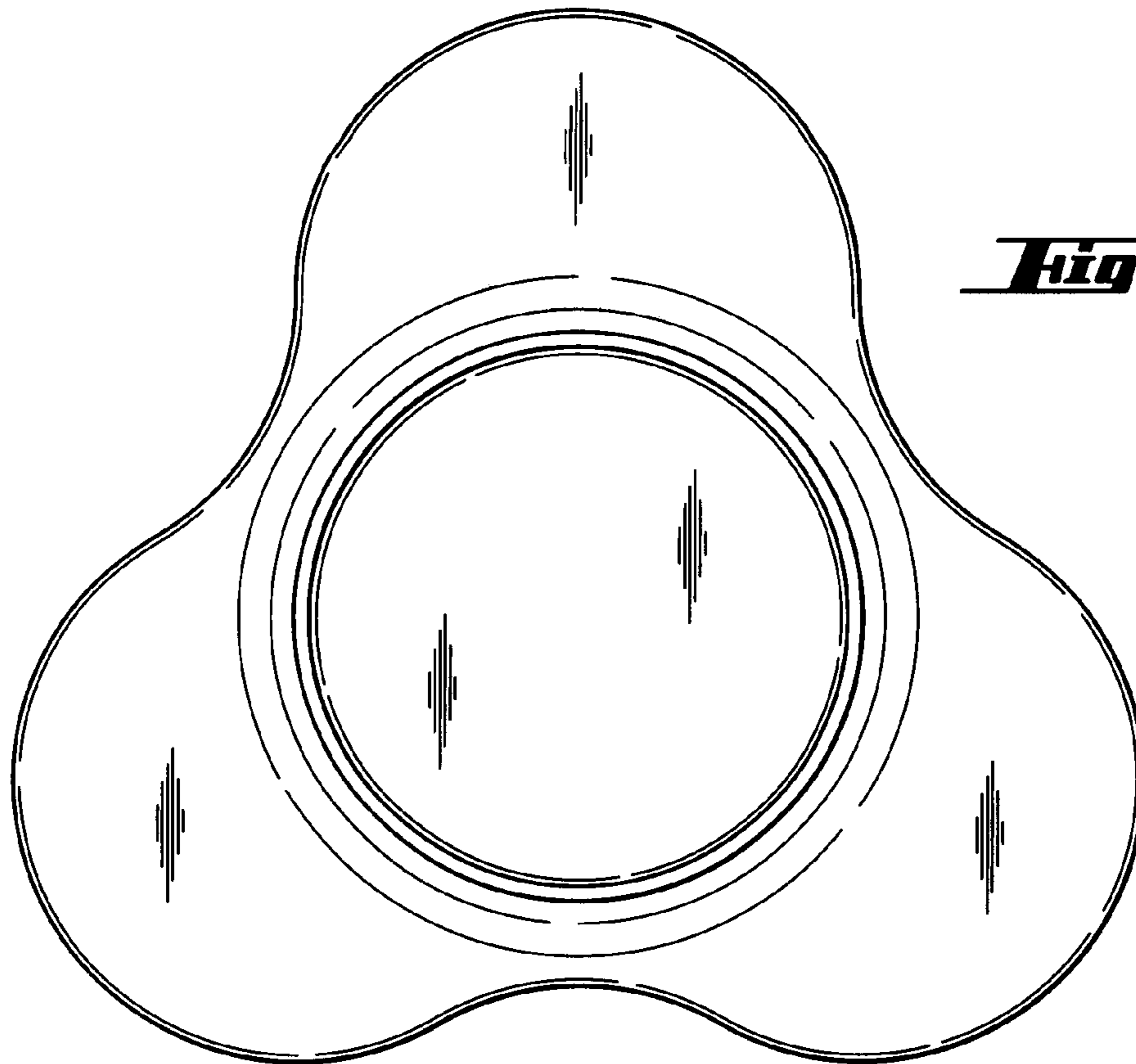


Fig. 2

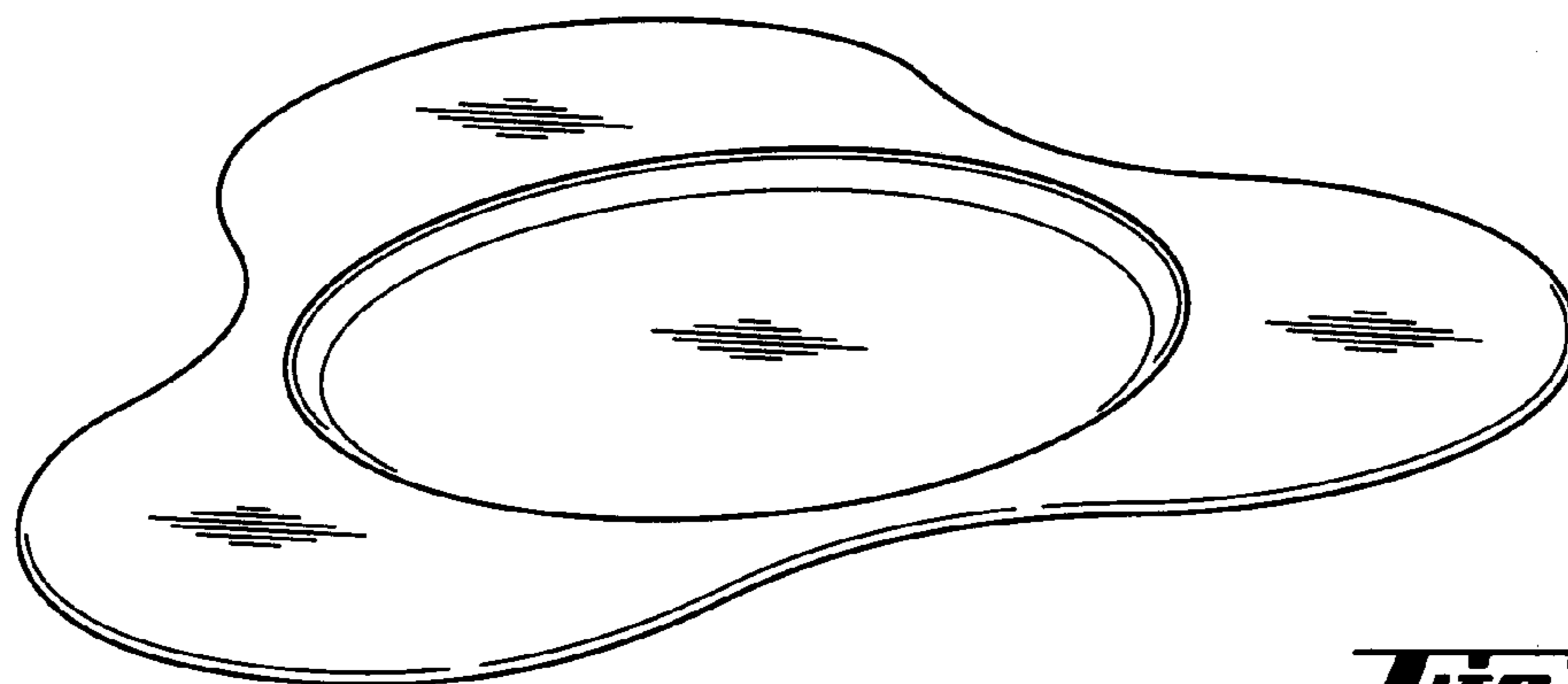


Fig. 3

Fig. 4




Fig. 5




Fig. 6




Fig. 7

