



US00D516380S

(12) **United States Design Patent**
Kilders

(10) **Patent No.: US D516,380 S**
(45) **Date of Patent: ** Mar. 7, 2006**

(54) **PLATE**
(75) **Inventor: Robert Kilders, Milan (IT)**
(73) **Assignee: Villeroy & Boch AG, Mettlach (DE)**
(**) **Term: 14 Years**

D265,707 S * 8/1982 Pickard D7/545
D322,539 S * 12/1991 Unger D7/545
D388,661 S * 1/1998 Vignau et al. D7/549
D390,752 S * 2/1998 DeCoster D7/505
D415,932 S * 11/1999 Cornelissen D7/587
D474,940 S * 5/2003 Wellner D7/566

(21) **Appl. No.: 29/209,735**
(22) **Filed: Jul. 21, 2004**
(30) **Foreign Application Priority Data**

Jan. 28, 2004 (EM) 000 129 085

(51) **LOC (8) Cl. 07-02**
(52) **U.S. Cl. D7/500; D7/566**
(58) **Field of Classification Search D7/500,**
D7/545-549, 505, 550-600, 602, 430; 220/574,
220/575, 605, 606; 206/518, 520, 575
See application file for complete search history.

(56) **References Cited**

U.S. PATENT DOCUMENTS

D27,890 S * 11/1897 Snow D7/550.1
956,868 A * 5/1910 Kauffmann 361/256
1,220,495 A * 3/1917 Badby 220/574
D186,040 S * 9/1959 Stageberg D7/566
D226,393 S * 2/1973 Greenstein D7/554.2
D234,738 S * 4/1975 Brandon D7/545

FOREIGN PATENT DOCUMENTS

GB 2067906 * 11/1997

* cited by examiner

Primary Examiner—Charles A. Rademaker
(74) *Attorney, Agent, or Firm*—Friedrich Kueffner

(57) **CLAIM**

I claim the ornamental design for a plate, as shown and described.

DESCRIPTION

FIG. 1 is a top view thereof of a plate showing my new design;
FIG. 2 is a bottom view thereof;
FIG. 3 is a perspective view thereof;
FIG. 4 is a front view thereof;
FIG. 5 is a back view thereof;
FIG. 6 is a side view thereof; and,
FIG. 7 is a another side view thereof.

1 Claim, 2 Drawing Sheets

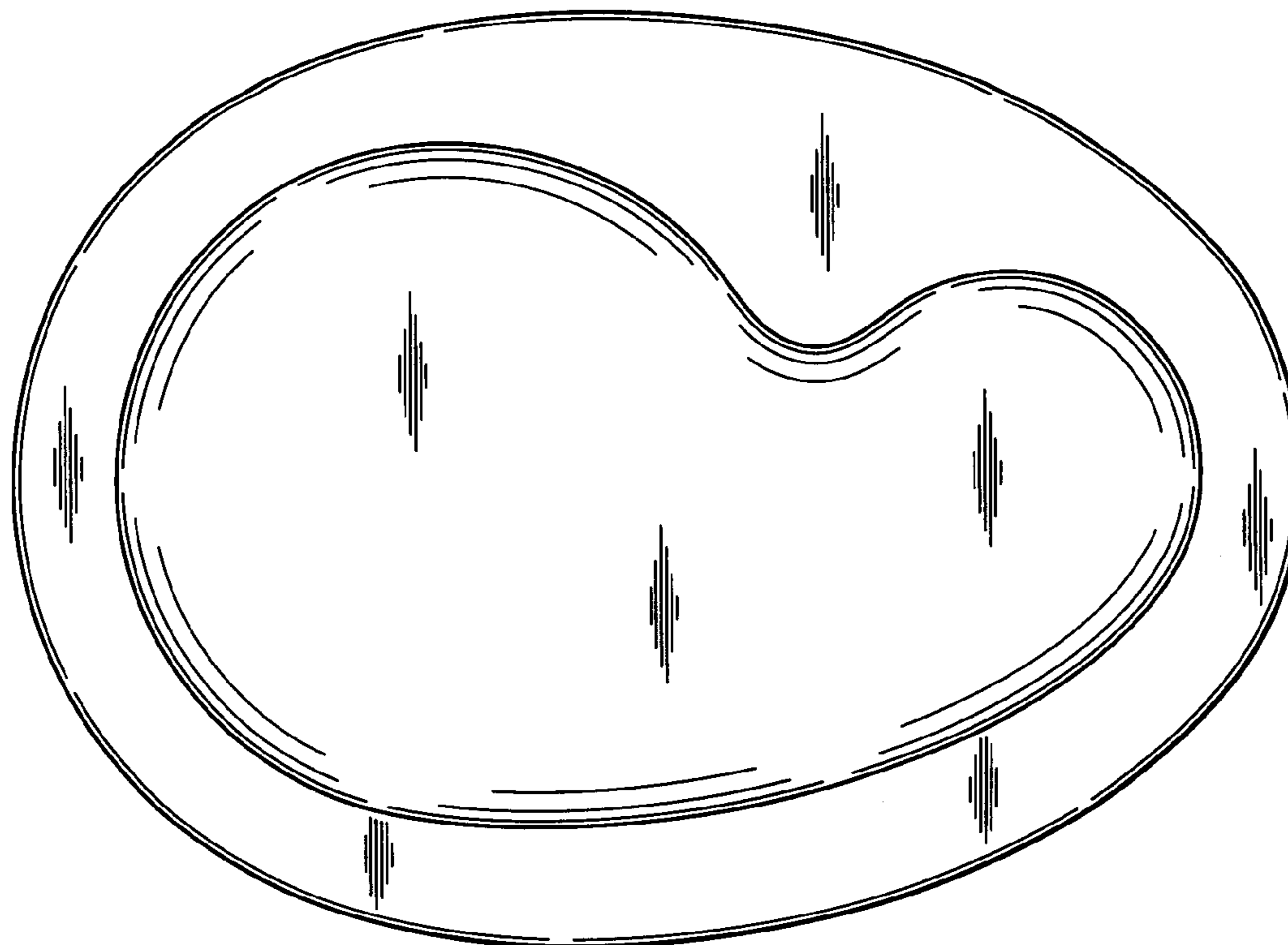


Fig. 1

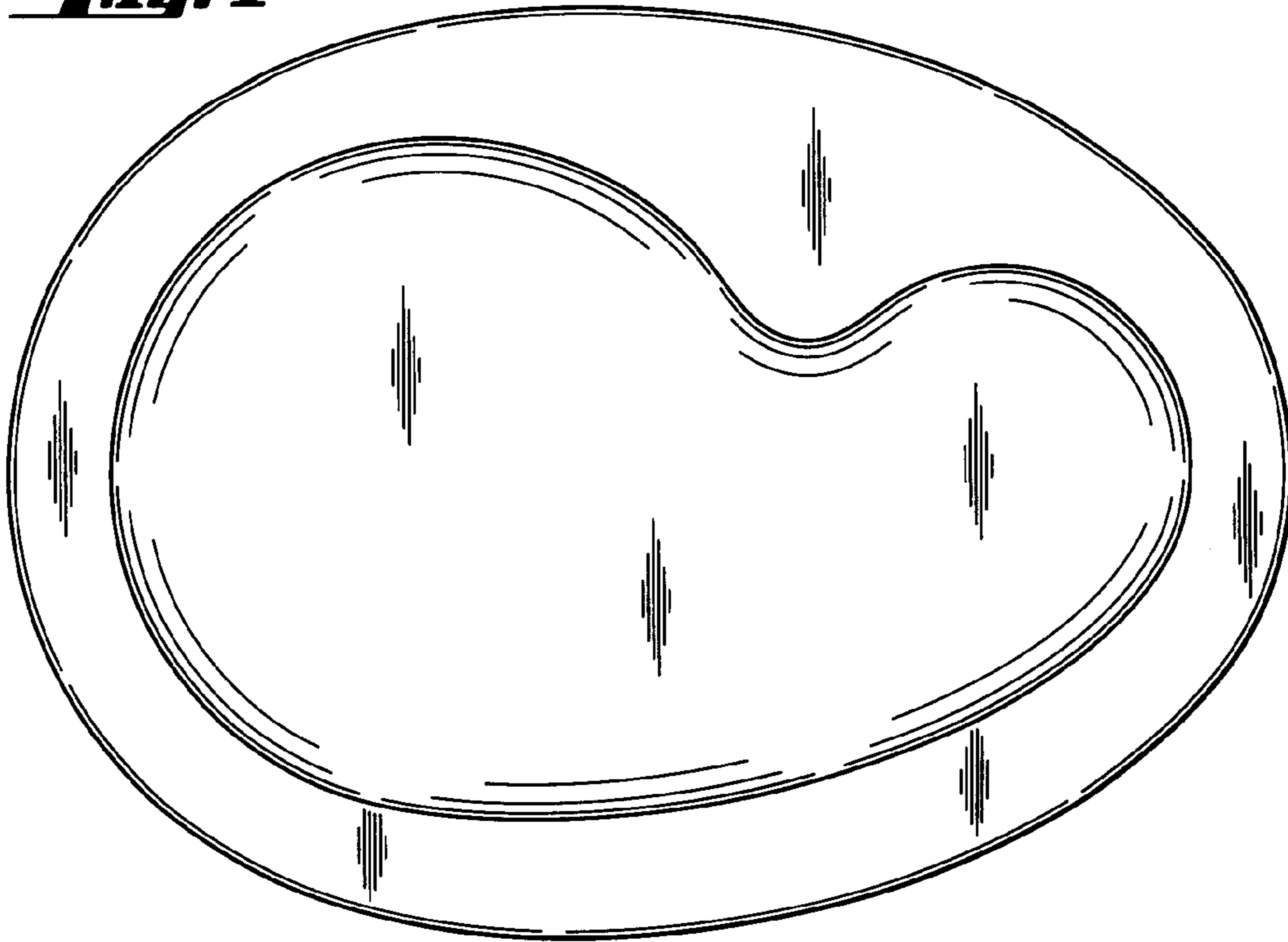


Fig. 2

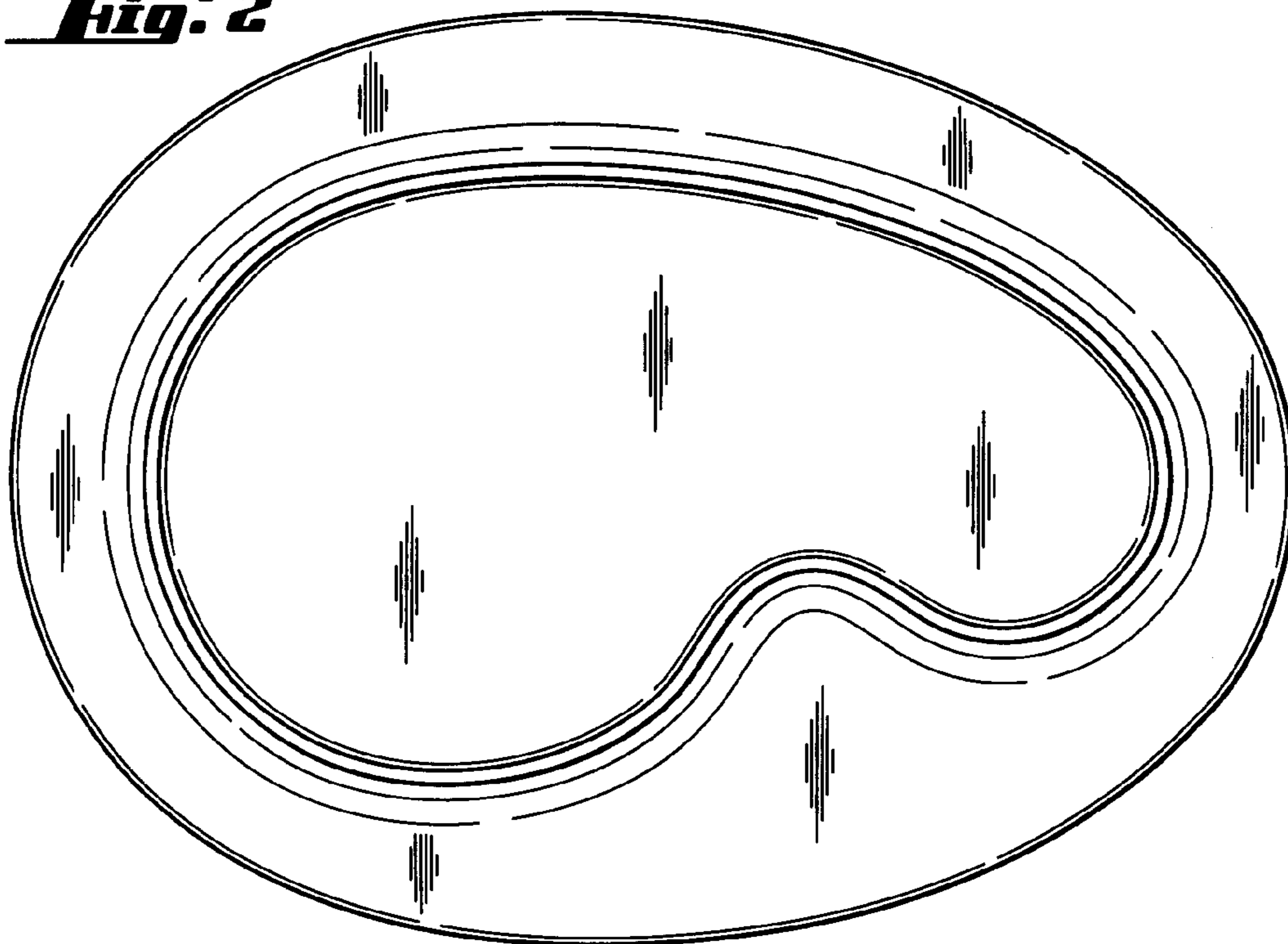


Fig. 3

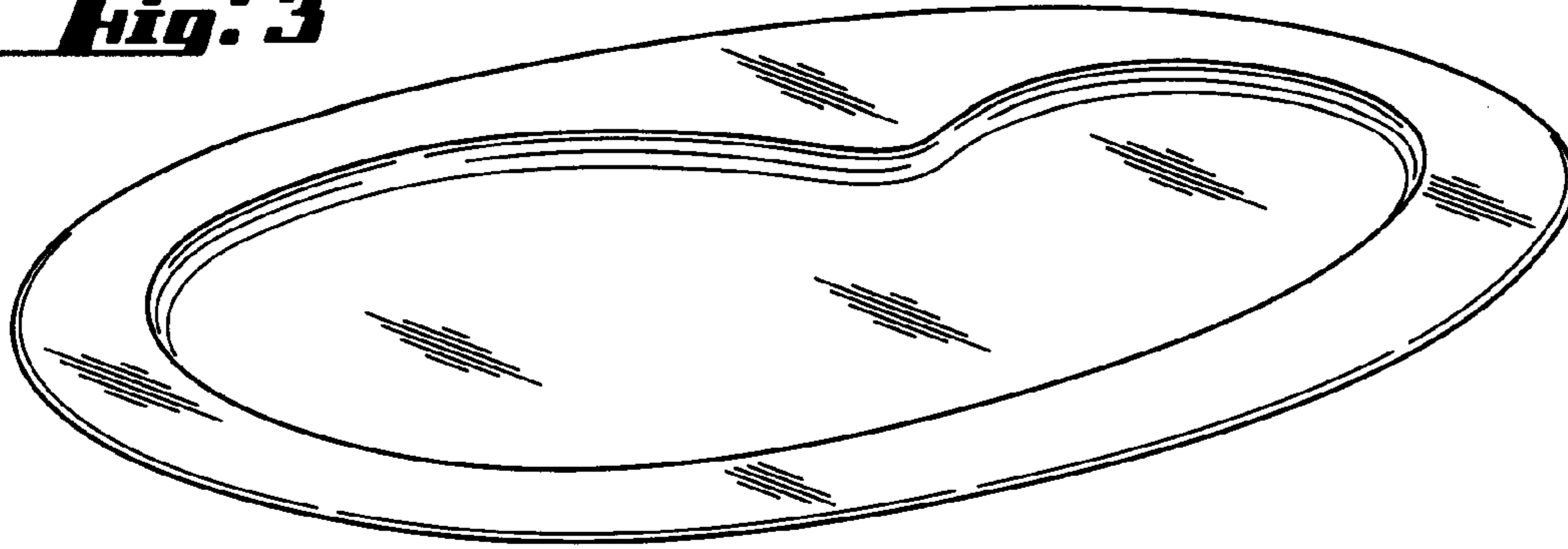


Fig. 4




Fig. 5

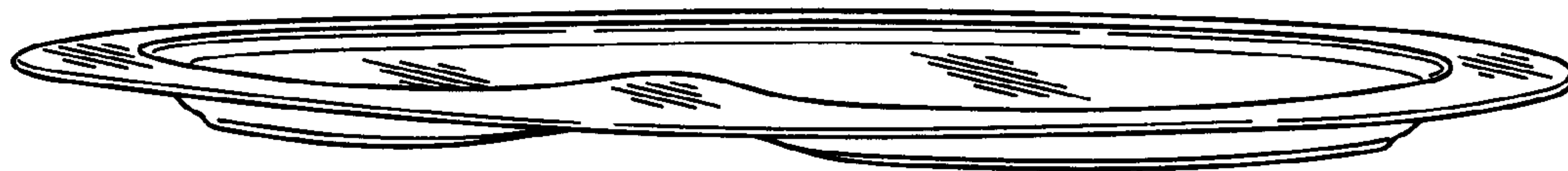


Fig. 6




Fig. 7

