



US00D516376S

(12) **United States Design Patent**
Kim

(10) **Patent No.:** **US D516,376 S**
(45) **Date of Patent:** **** Mar. 7, 2006**

(54) **LID FOR CONTAINER FOR STORING FOODS**

(75) Inventor: **Chang-Ho Kim**, Incheon (KR)

(73) Assignee: **Hana Cobi Co., Ltd.**, Seoul (KR)

(**) Term: **14 Years**

(21) Appl. No.: **29/215,964**

(22) Filed: **Oct. 28, 2004**

(30) **Foreign Application Priority Data**

Apr. 28, 2004 (KR) 30-2004-0012130

(51) **LOC (8) Cl.** **07-01**

(52) **U.S. Cl.** **D7/392.1**

(58) **Field of Classification Search** D7/391,
D7/392.1, 629, 538-542; D9/454, 430-432;
D3/201, 203, 205-206, 273, 274, 302; 220/309.1,
220/324, 281, 662, 675, 780-799, 574, 574.1;
206/363

See application file for complete search history.

(56) **References Cited**

U.S. PATENT DOCUMENTS

- 4,625,885 A * 12/1986 Nichols 220/214
- D356,256 S * 3/1995 Romanoff D7/629
- D360,336 S * 7/1995 Bitel, Jr. D7/392.1
- D389,012 S * 1/1998 Miller D7/391
- D418,716 S * 1/2000 Haley D7/392.1
- D452,374 S * 12/2001 Kim D3/302
- D455,321 S * 4/2002 Jung et al. D7/629
- D479,673 S * 9/2003 Kim D7/629

- D479,954 S * 9/2003 Kim D7/629
- 6,622,862 B1 * 9/2003 Corrado 206/363
- D480,872 S * 10/2003 Welsh et al. D3/302
- D481,910 S * 11/2003 Kim D7/629
- D483,622 S * 12/2003 Kim D7/629
- D484,367 S * 12/2003 Kim D7/629
- D488,031 S * 4/2004 Kim D7/629
- D489,530 S * 5/2004 Lindsay D3/302
- D490,277 S * 5/2004 Kim D7/629
- D491,023 S * 6/2004 Kim D7/629
- D493,073 S * 7/2004 Kim D7/629
- D500,227 S * 12/2004 Seok D7/392.1

* cited by examiner

Primary Examiner—Caron D. Veynar

Assistant Examiner—Vy Nguyen

(74) *Attorney, Agent, or Firm*—Birch, Stewart, Kolasch & Birch, LLP

(57) **CLAIM**

The ornamental design for a lid for container for storing foods, as shown and described.

DESCRIPTION

FIG. 1 is a perspective view of the lid for container for storing foods showing my new design;
FIG. 2 is a front view thereof;
FIG. 3 is a rear view thereof;
FIG. 4 is a left side view thereof;
FIG. 5 is a right side view thereof;
FIG. 6 is a top plan view thereof; and,
FIG. 7 is a bottom plan view thereof.

1 Claim, 3 Drawing Sheets

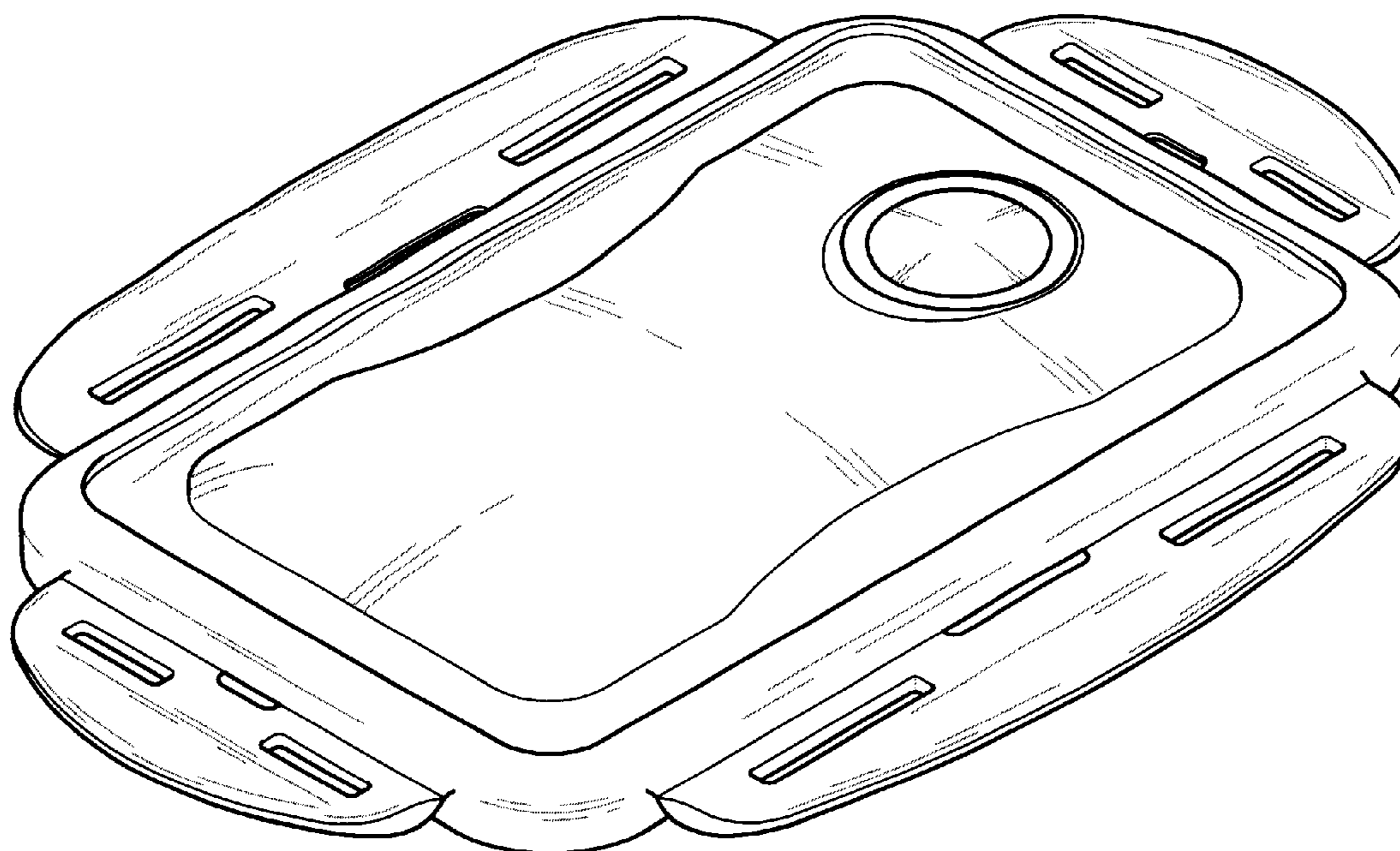


Fig. 1

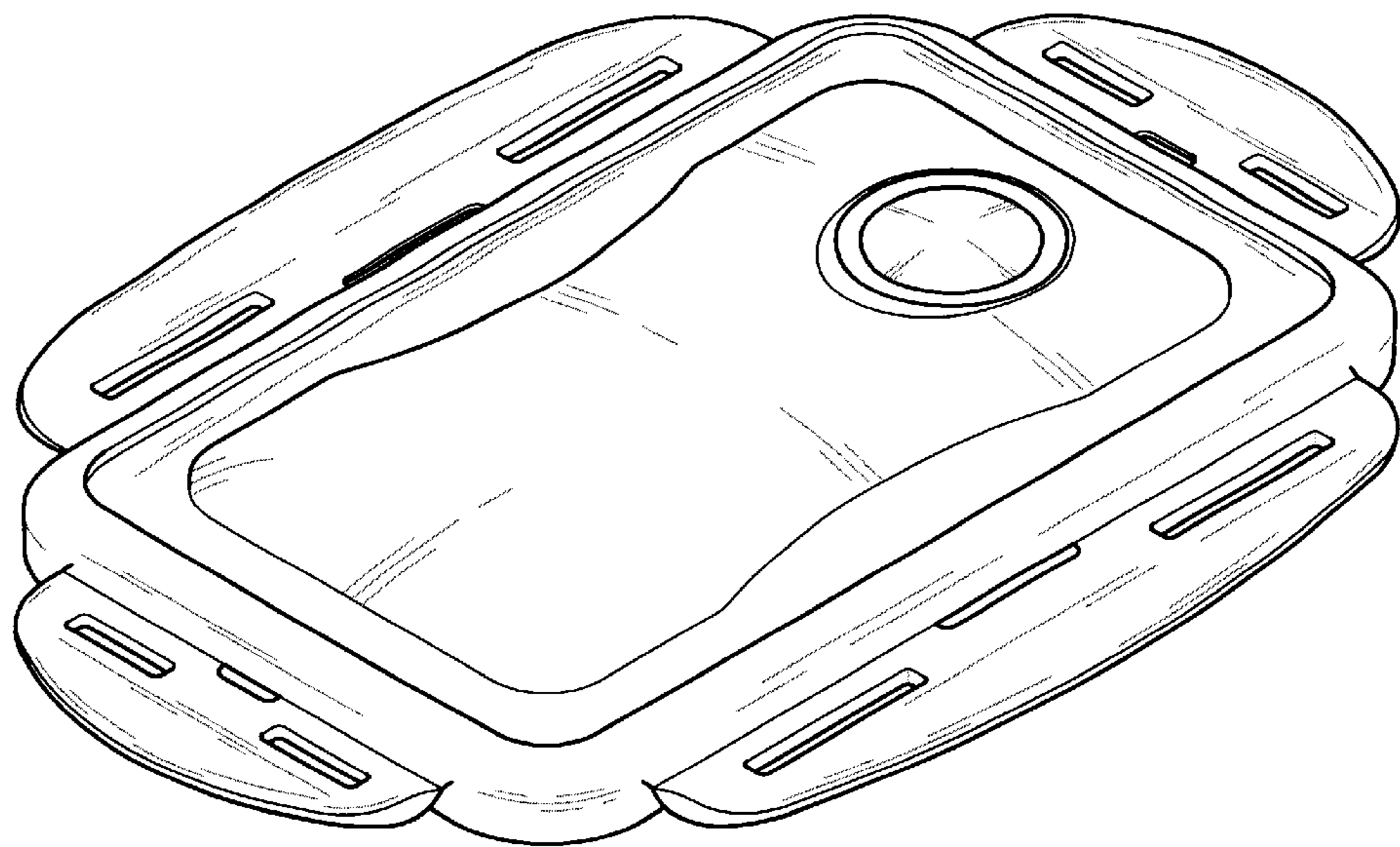


Fig.2




Fig.3




Fig.4




Fig.5




Fig.6

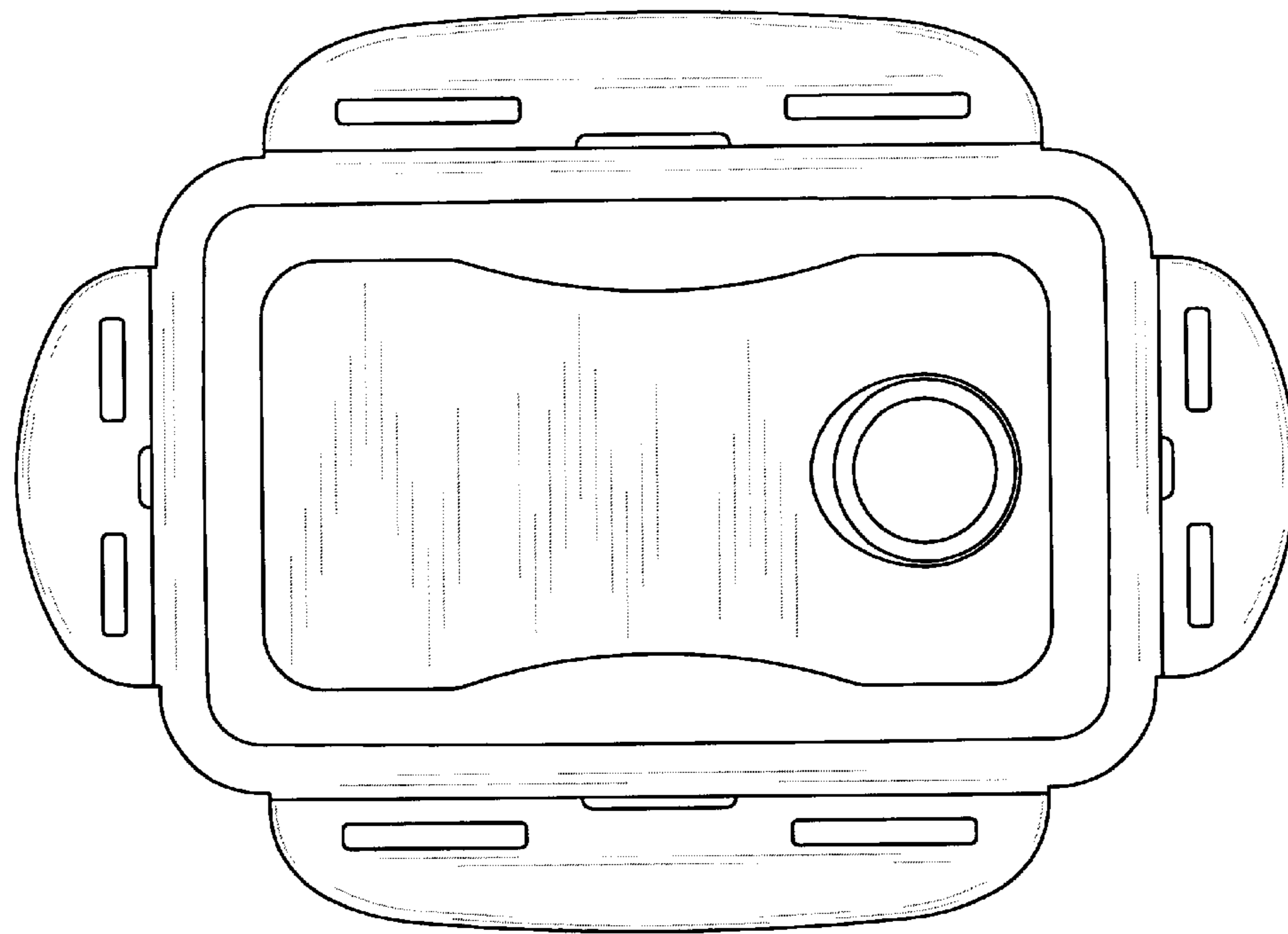


Fig.7

