

US00D516371S

(12) **United States Design Patent**  
**Trench Roca et al.**

(10) **Patent No.: US D516,371 S**  
(45) **Date of Patent: \*\* Mar. 7, 2006**

(54) **KITCHEN APPLIANCE**

(75) Inventors: **Lluis Trench Roca**, Sallent (ES);  
**Santiago Laboreo Laboreo**, Zaragoza  
(ES); **Josep Alet Vidal**, Oliana Lleida  
(ES)

(73) Assignee: **Electrodomesticos Taurus, S.L.**, Oliana  
(ES)

(\*\*) Term: **14 Years**

(21) Appl. No.: **29/203,877**

(22) Filed: **Apr. 21, 2004**

(51) **LOC (8) Cl.** ..... **07-02**

(52) **U.S. Cl.** ..... **D7/354**

(58) **Field of Classification Search** ..... D7/354-361,  
D7/323, 350.1-350.4; 99/324-336, 339-340,  
99/357, 403-418

See application file for complete search history.

(56) **References Cited**

**U.S. PATENT DOCUMENTS**

D465,125 S \* 11/2002 Chedal Anglay ..... D7/354

D473,097 S \* 4/2003 Brown et al. .... D7/354  
D474,937 S \* 5/2003 Josancy ..... D7/354  
D475,570 S \* 6/2003 Josancy ..... D7/354  
D496,822 S \* 10/2004 Currie ..... D7/354

\* cited by examiner

*Primary Examiner*—Catherine R. Oliver  
(74) *Attorney, Agent, or Firm*—Fleshner & Kim LLP


(57) **CLAIM**

The ornamental design for a kitchen appliance, as shown and described.

**DESCRIPTION**

FIG. 1 is a perspective view of the kitchen appliance showing our new design;  
FIG. 2 is a front elevation view thereof;  
FIG. 3 is a rear elevation view thereof;  
FIG. 4 is a right side view thereof;  
FIG. 5 is a left side view thereof; and,  
FIG. 6 is a top plan view thereof.

**1 Claim, 3 Drawing Sheets**






Figure 1



Figure 2



Figure 3




Figure 4




Figure 5




Figure 6